



US00D955154S

(12) **United States Design Patent** (10) **Patent No.:** **US D955,154 S**
Wu et al. (45) **Date of Patent:** **** Jun. 21, 2022**

(54) **KETTLE**
(71) Applicant: **Honor Device Co., Ltd.**, Shenzhen (CN)
(72) Inventors: **Xiangjun Wu**, Shenzhen (CN); **Yusheng Liao**, Tokyo (JP); **Xijie Shen**, Beijing (CN)
(73) Assignee: **HONOR DEVICE CO., LTD.**, Shenzhen (CN)
(**) Term: **15 Years**

D554,425 S * 11/2007 Schwamkrug D7/317
D608,133 S * 1/2010 Choi D7/319
D622,090 S * 8/2010 Bodum D7/319
D630,463 S * 1/2011 Picozza D7/317
D680,792 S * 4/2013 Bodum D7/319
D738,669 S * 9/2015 Brook D7/318
D815,874 S * 4/2018 Chung D7/319
D830,094 S * 10/2018 Barquin D7/318
D856,734 S * 8/2019 Lee D7/318
D864,646 S * 10/2019 Josancy D7/317
D878,848 S * 3/2020 Hu D7/317
D880,926 S * 4/2020 Thun D7/317
D936,412 S * 11/2021 Lissoni D7/377
2019/0104880 A1 * 4/2019 Ghalambor Dezfuli
A47J 27/2105

(21) Appl. No.: **29/752,425**

* cited by examiner

(22) Filed: **Sep. 27, 2020**

Primary Examiner — Andrew Kerr

(30) **Foreign Application Priority Data**

(74) *Attorney, Agent, or Firm* — Kilpatrick Townsend & Stockton LLP

Apr. 2, 2020 (CN) 202030123783.9

(51) **LOC (13) Cl.** **07-01**

(52) **U.S. Cl.**
USPC **D7/318**

(57) **CLAIM**

(58) **Field of Classification Search**
USPC D7/300, 309, 312, 316–319, 320, 321, D7/322, 601, 598, 600, 602, 605, 619.1, D7/622, 393, 396, 396.1, 396.2, 397; D9/544, 545, 549

The ornamental design for a kettle, as shown and described.

CPC A47G 19/14; A47J 27/21; A47J 27/21008; A47J 31/40; B65D 43/02; B65D 5/46
See application file for complete search history.

DESCRIPTION

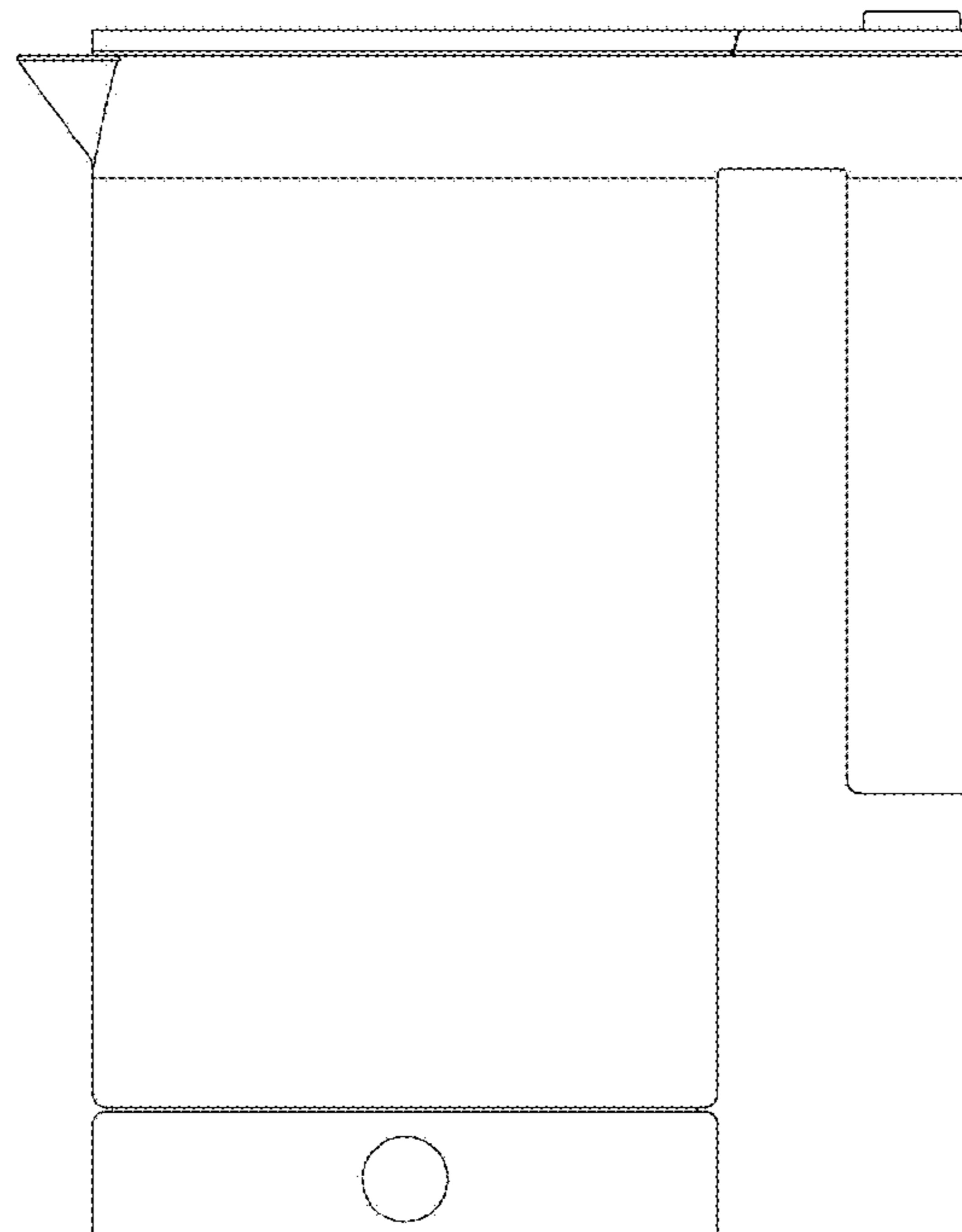
(56) **References Cited**

FIG. 1 is a front view of a kettle, showing our new design;
FIG. 2 is a back view thereof;
FIG. 3 is a left view thereof;
FIG. 4 is a right view thereof;
FIG. 5 is a top view thereof;
FIG. 6 is a bottom view thereof; and,
FIG. 7 is a front perspective view thereof.

U.S. PATENT DOCUMENTS

D498,638 S * 11/2004 Morrison D7/319
D545,111 S * 6/2007 Brown D7/317

1 Claim, 7 Drawing Sheets






FIG. 1

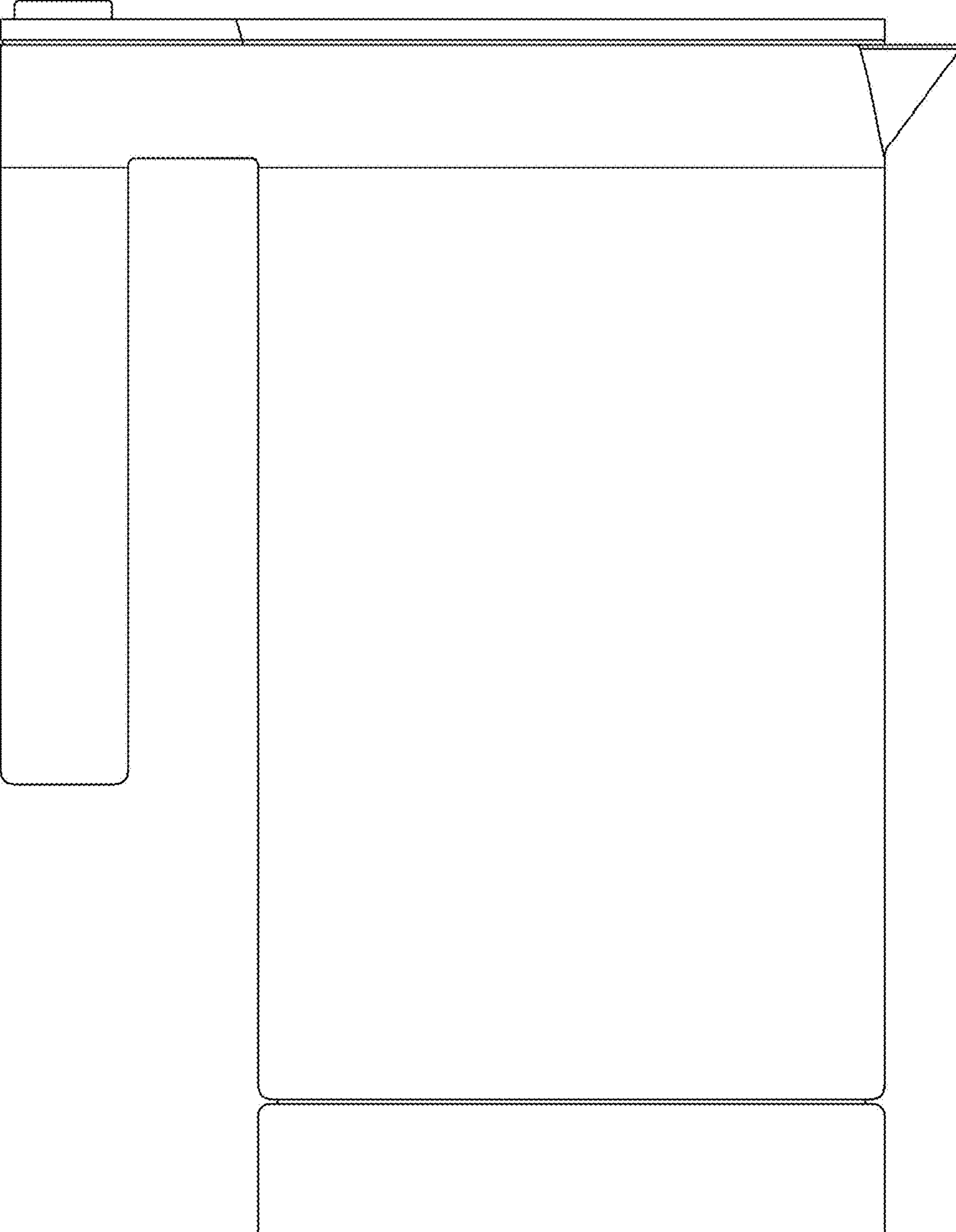


FIG. 2



FIG. 3

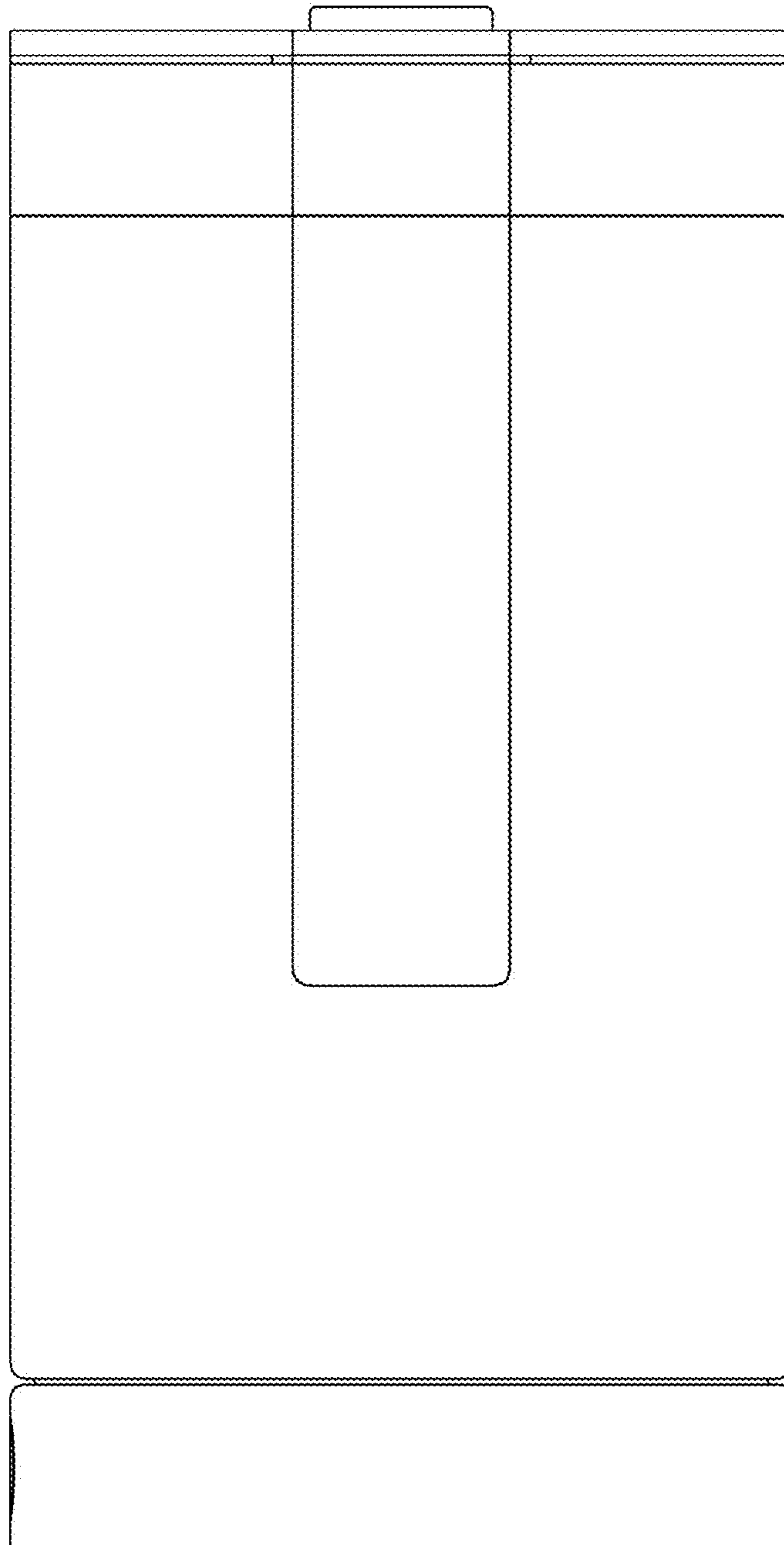


FIG. 4

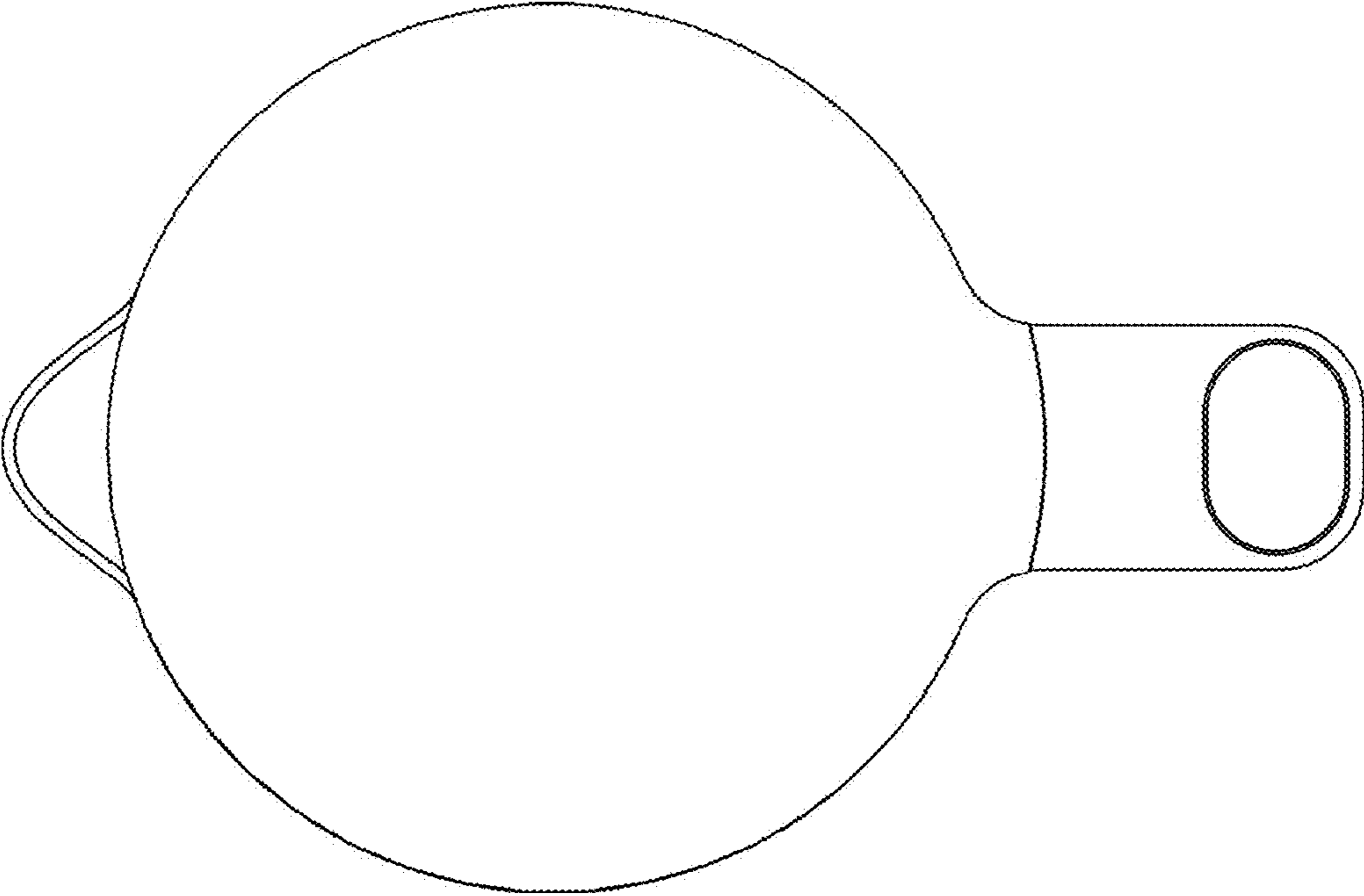


FIG. 5

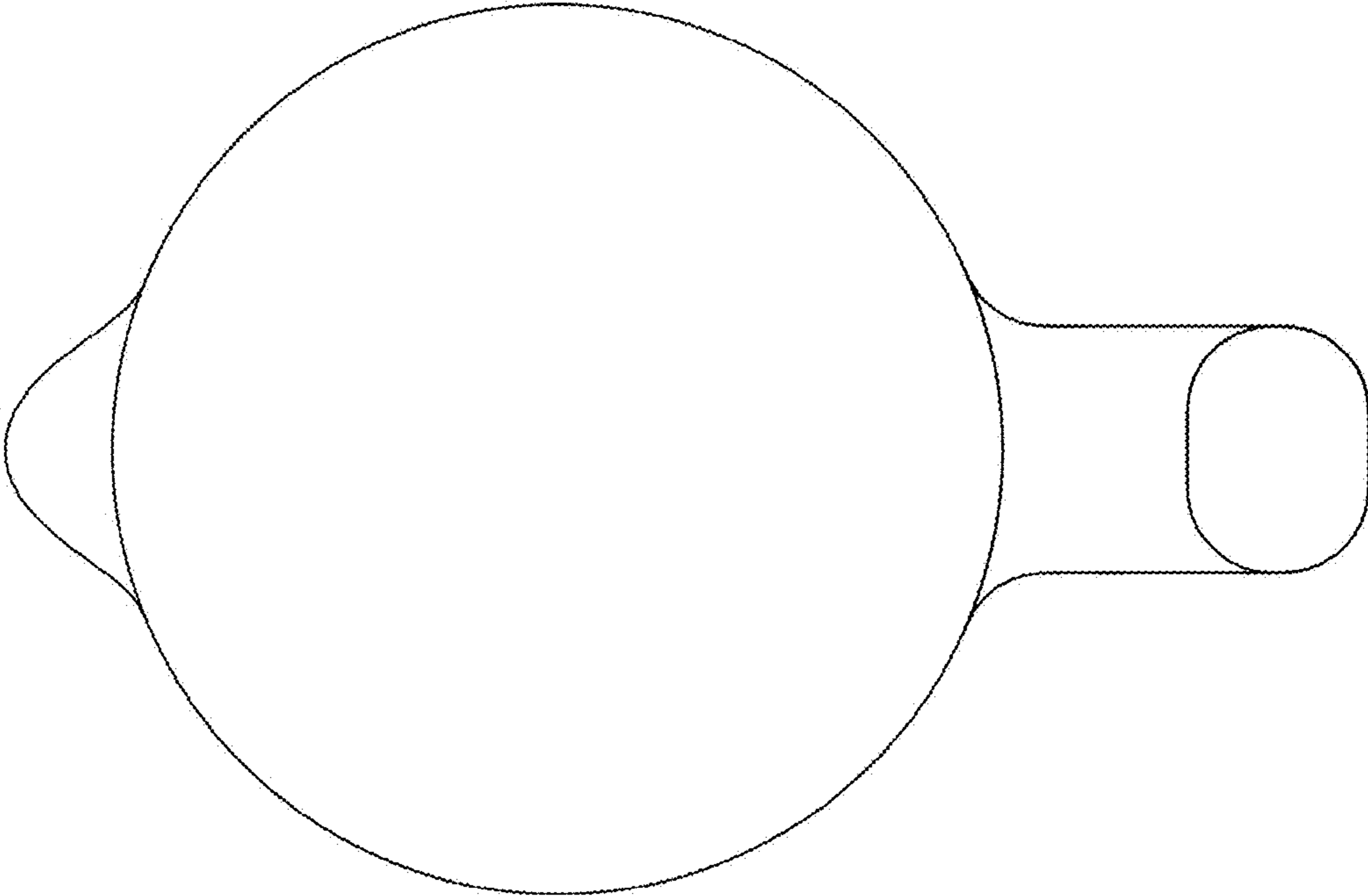


FIG. 6




FIG. 7