



US00D955144S

(12) **United States Design Patent**  
**Leng**

(10) **Patent No.:** **US D955,144 S**  
(45) **Date of Patent:** **\*\* Jun. 21, 2022**

(54) **SPRING MATTRESS**  
(71) Applicant: **NEW-TEC INTEGRATION**  
**(XIAMEN) CO., LTD.**, Fujian (CN)  
(72) Inventor: **Luhao Leng**, Fujian (CN)  
(73) Assignee: **NEW-TEC INTEGRATION**  
**(XIAMEN) CO., LTD.**, Xiamen (CN)

5,561,877 A \* 10/1996 Oh ..... A47C 27/062  
5/260  
6,175,997 B1 \* 1/2001 Mossbeck ..... A47C 27/064  
156/301  
6,286,167 B1 \* 9/2001 Stolpmann ..... A47C 27/001  
5/710  
9,204,742 B2 \* 12/2015 Jensen ..... A47C 21/00  
9,211,017 B2 \* 12/2015 Tyree ..... A47C 21/046

(\*\*) Term: **15 Years**  
(21) Appl. No.: **29/763,712**  
(22) Filed: **Dec. 23, 2020**

\* cited by examiner  
*Primary Examiner* — Jennifer L Rempfer  
(74) *Attorney, Agent, or Firm* — Perkins Coie LLP;  
Kenneth H. Ohriner

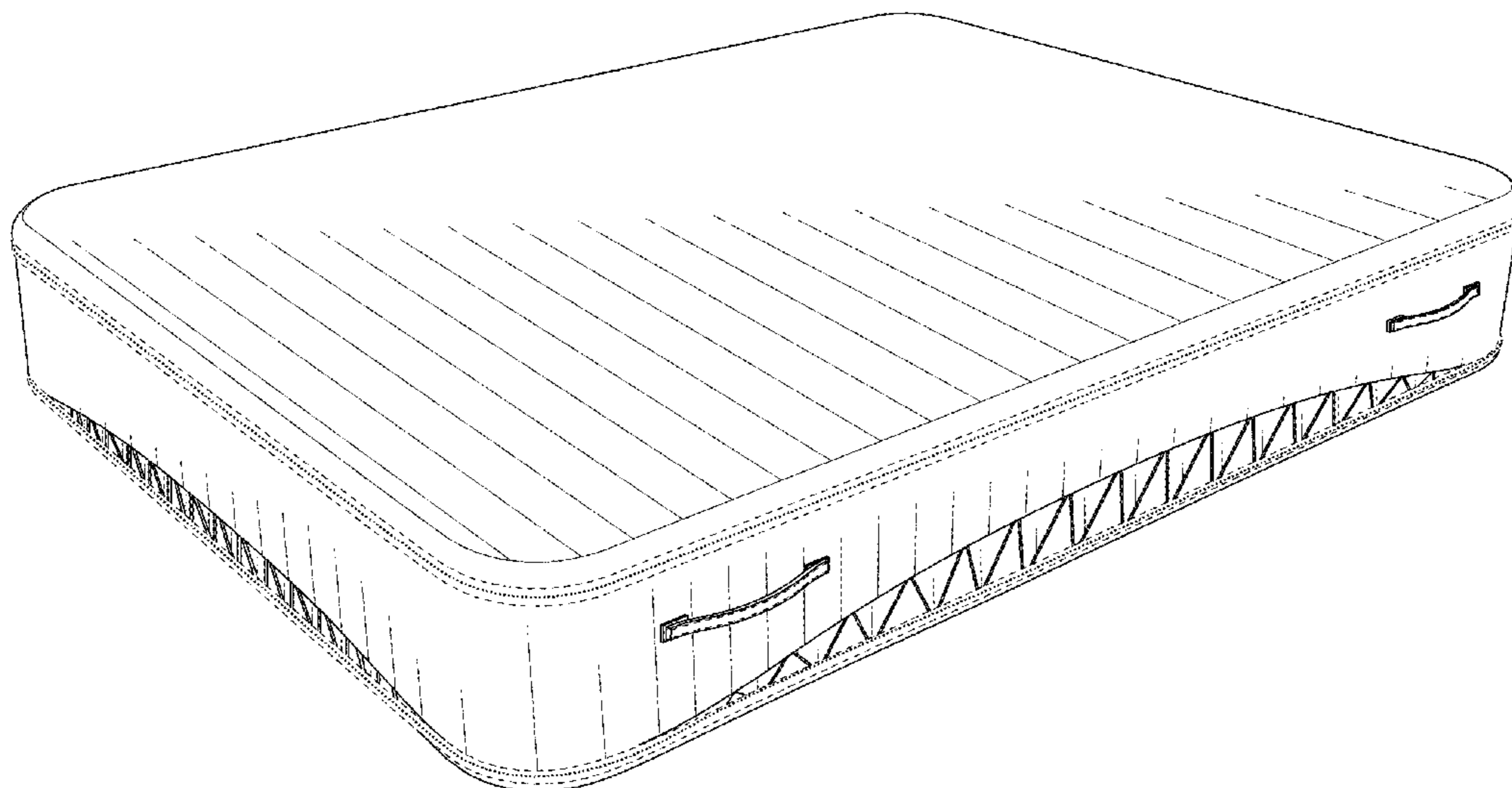
(30) **Foreign Application Priority Data**  
Jun. 23, 2020 (CN) ..... 202030325833.1  
(51) **LOC (13) Cl.** ..... **06-09**  
(52) **U.S. Cl.**  
USPC ..... **D6/605**  
(58) **Field of Classification Search**  
USPC ..... D6/582–583, 587–592, 595–609,  
D6/617–622; D21/803–809; D24/183  
CPC ..... A47G 9/00; A47G 2009/001; A47G  
2009/002; A47G 2009/003; A47G  
2009/005; A47G 2009/006; A47G 9/02;  
A47G 9/0207; A47G 9/0215; A47G  
9/0223; A47G 9/023; A47G 9/0238;  
A47G 9/0246; A47G 9/0253; A47G  
9/0261; A47G 9/06; A47G 9/062; A47G  
9/066; A47G 9/068; A47G 9/08; A47G  
2009/0276; A47G 9/0284; A47G 9/0292;  
A47G 9/04; A47G 9/10  
See application file for complete search history.

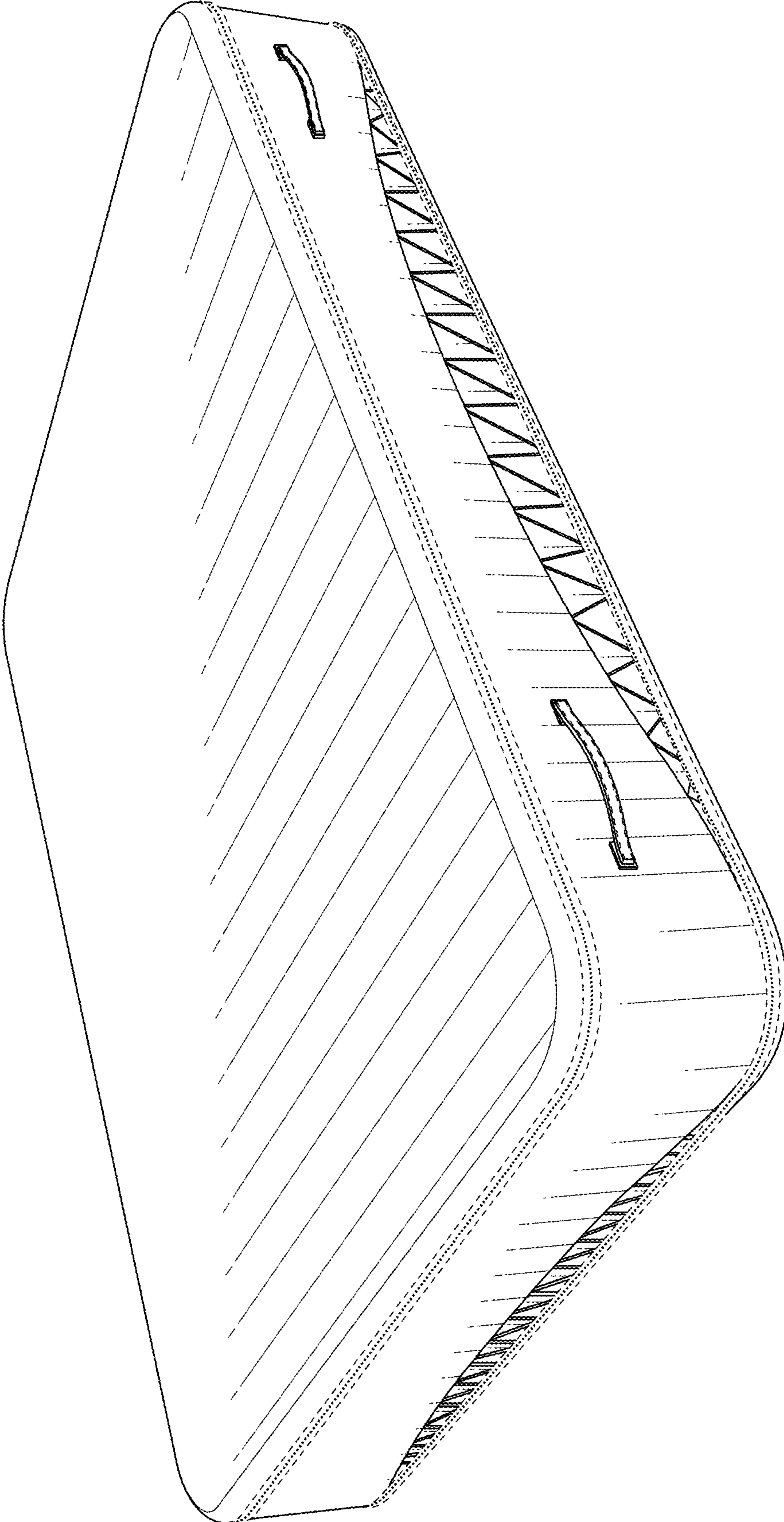
(57) **CLAIM**  
The ornamental design of a spring mattress, as shown and described.

(56) **References Cited**  
U.S. PATENT DOCUMENTS  
1,837,847 A \* 12/1931 Bowersox ..... A47C 27/065  
5/247  
4,297,754 A \* 11/1981 Zuniga ..... A47C 21/026  
5/411

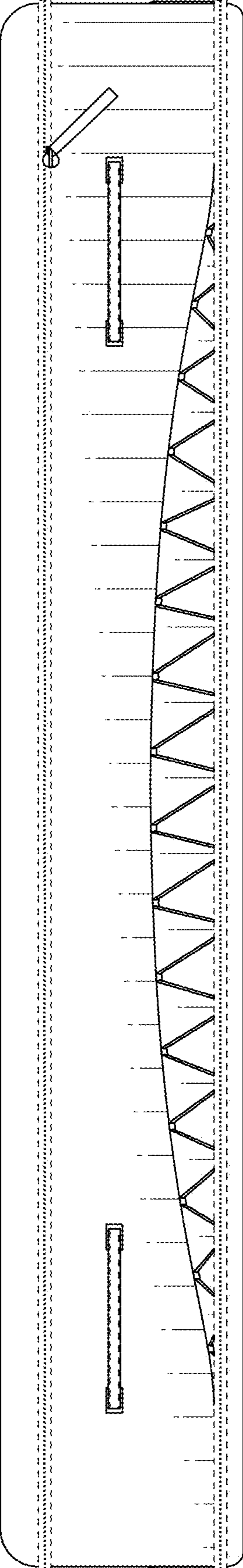
**DESCRIPTION**  
FIG. 1 is a perspective view of a spring mattress showing my new design;  
FIG. 2 is a front view of the spring mattress shown in FIG. 1;  
FIG. 3 is a rear view of the spring mattress shown in FIG. 1;  
FIG. 4 is a left side view of the spring mattress shown in FIG. 1;  
FIG. 5 is a right side view of the spring mattress shown in FIG. 1; and,  
FIG. 6 is a top plan view of the spring mattress shown in FIG. 1.  
Broken lines indicate unclaimed subject matter forming no part of the claimed design.

**1 Claim, 6 Drawing Sheets**

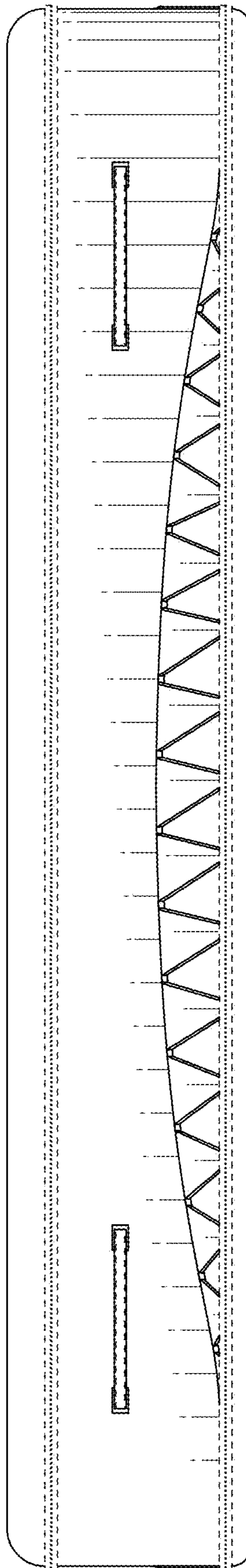




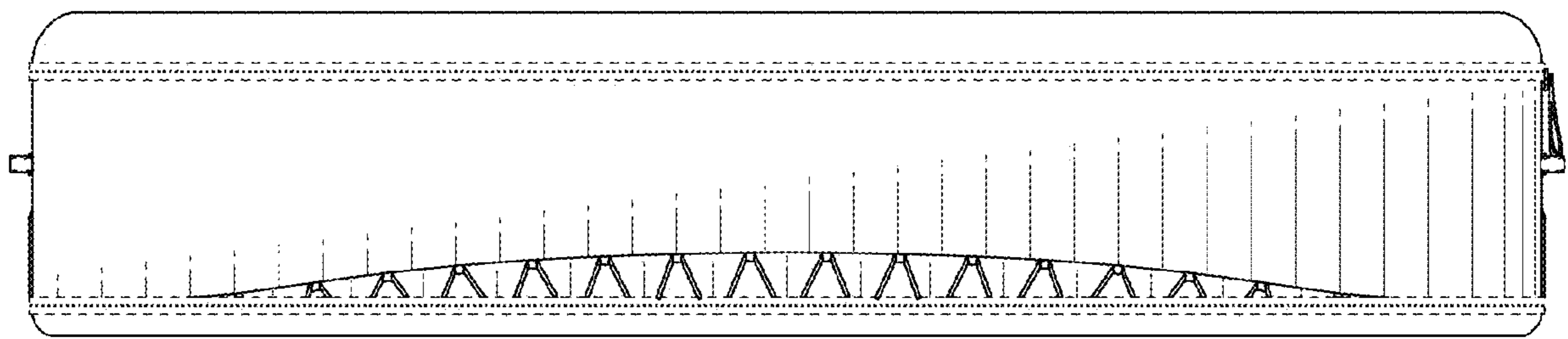
*FIG. 1*



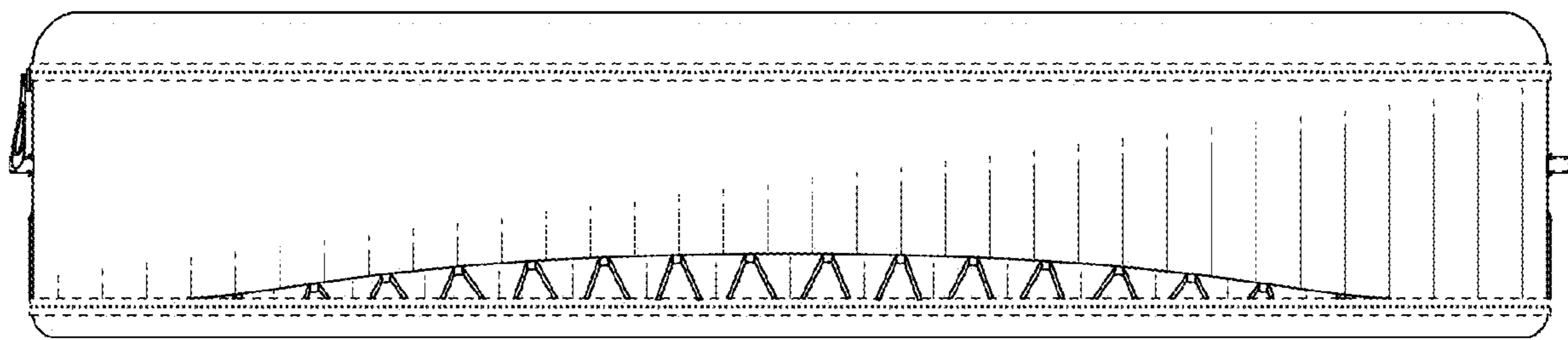
**FIG. 2**




**FIG. 3**



**FIG. 4**



**FIG. 5**



**FIG. 6**