



US00D955140S

(12) **United States Design Patent**
Garcia Garcia

(10) **Patent No.:** **US D955,140 S**
(45) **Date of Patent:** **** Jun. 21, 2022**

(54) **BOX ROLLER SHADE ASSEMBLY**

(71) Applicant: **Bandalux Industrial, S.A.**, Barcelona
(ES)

(72) Inventor: **Emiliano Garcia Garcia**, Morana (ES)

(73) Assignee: **Bandalux Industrial, S.A.**, Barcelona
(ES)

(**) Term: **15 Years**

(21) Appl. No.: **29/702,897**

(22) Filed: **Aug. 22, 2019**

(51) **LOC (13) Cl.** **06-10**

(52) **U.S. Cl.**
USPC **D6/575**

(58) **Field of Classification Search**

USPC D6/575-577, 580-581; D13/155;
D26/138

CPC A47H 1/14; A47H 1/142; A47H 1/144;
A47H 11/04; E06B 9/323; E06B 9/388;
E06B 9/42; E06B 9/46; E06B 9/48

See application file for complete search history.

(56) **References Cited**

U.S. PATENT DOCUMENTS

4,987,943 A * 1/1991 Charest E06B 9/54
160/120

D453,087 S * 1/2002 Møller D6/575
(Continued)

Primary Examiner — Kevin K Rudzinski

Assistant Examiner — Clare Ann Gannon

(74) *Attorney, Agent, or Firm* — Thedford I. Hitaffer;
Hitaffer & Hitaffer, PLLC

(57) **CLAIM**

The ornamental design for a box roller shade assembly, as shown and described.

DESCRIPTION

FIG. 1 is a front perspective view of a box roller shade assembly.

FIG. 2 is a front elevational view of the box roller shade assembly shown in FIG. 1.

FIG. 3 is a rear elevational view of the box roller shade assembly shown in FIG. 1.

FIG. 4 is a top plan view of the box roller shade assembly shown in FIG. 1.

FIG. 5 is a bottom plan view of the box roller shade assembly shown in FIG. 1.

FIG. 6 is a right side elevational view of the box roller shade assembly shown in FIG. 1.

FIG. 7 is a left side elevational view of the box roller shade assembly shown in FIG. 1.

FIG. 8 is a front perspective view of an alternative box roller shade assembly.

FIG. 9 is a front elevational view of the box roller shade assembly shown in FIG. 8.

FIG. 10 is a rear elevational view of the box roller shade assembly shown in FIG. 8.

FIG. 11 is a top plan view of the box roller shade assembly shown in FIG. 8.

FIG. 12 is a bottom plan view of the box roller shade assembly shown in FIG. 8.

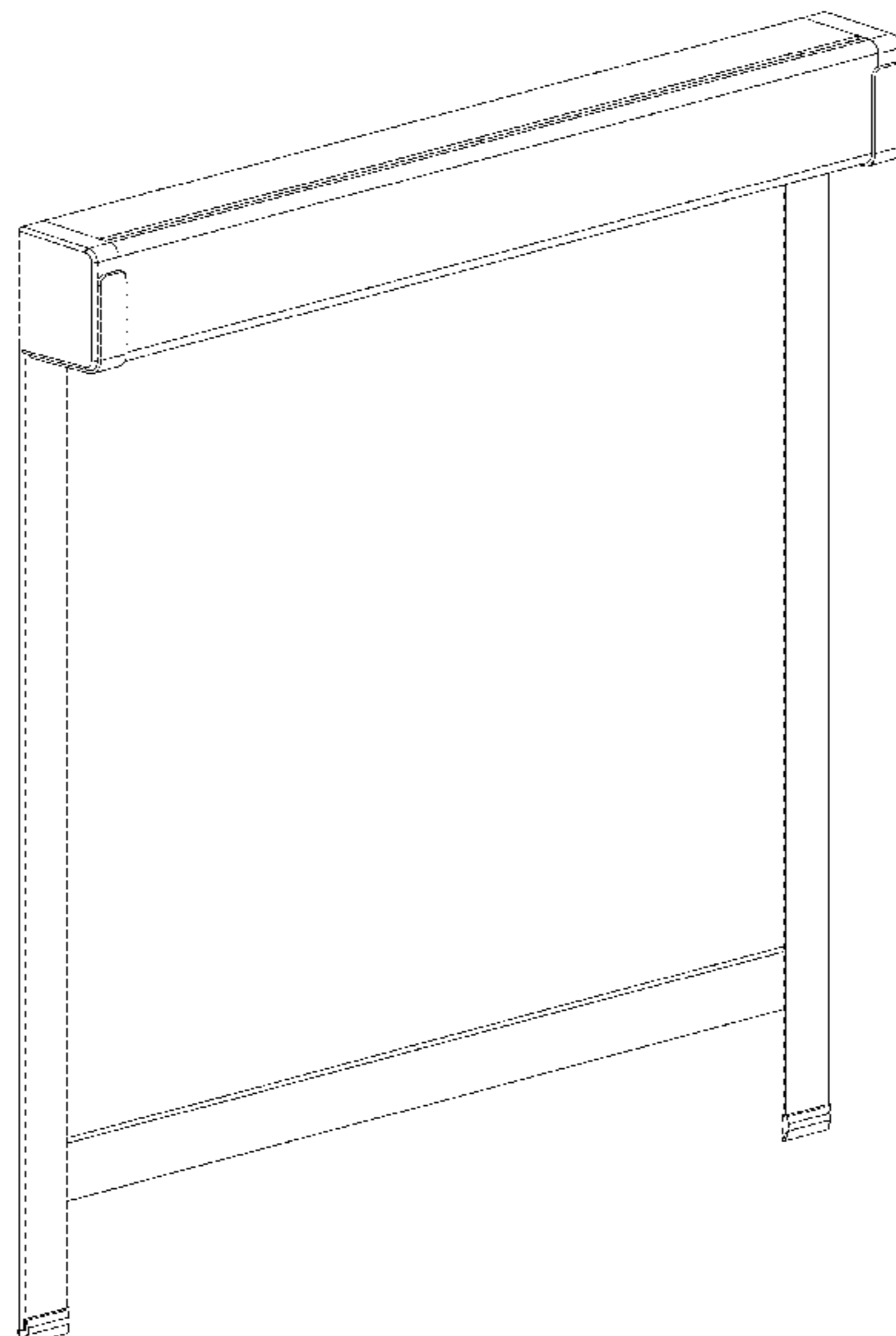
FIG. 13 is a right side elevational view of the box roller shade assembly shown in FIG. 8; and,

FIG. 14 is a left side elevational view of the box roller shade assembly shown in FIG. 8.

The features shown in dashed lines shown throughout the drawings represent unclaimed portions of the box roller shade assembly and form no part of the claimed design.

The features shown in dashed lines throughout the drawings represent portions of the box roller shade assembly and form no part of the claimed design. The dot-dashed lines in FIGS. 8-14 symbolize breaks in the length and width of the article. The dot-dashed lines and the appearance of any portion of the article between the break lines forms no part of the claimed design.

1 Claim, 10 Drawing Sheets



(56)

References Cited

U.S. PATENT DOCUMENTS

<p>6,666,251 B2 * 12/2003 Ikle E06B 9/11 160/120</p> <p>7,210,513 B2 * 5/2007 Goldenberg E06B 9/54 160/296</p> <p>D602,296 S * 10/2009 Olesen E06B 9/11 D6/575</p> <p>D630,876 S * 1/2011 Olesen E06B 9/323 D6/575</p> <p>D918,619 S * 5/2021 Xia E06B 9/42 D6/575</p> <p>D938,190 S * 12/2021 Tan D6/575</p> <p>2002/0020508 A1 * 2/2002 Welfonder E06B 9/42 160/271</p>	<p>2004/0107655 A1 * 6/2004 Hudoba E06B 9/90 52/202</p> <p>2006/0000559 A1 * 1/2006 Bohlen E06B 9/582 160/31</p> <p>2007/0284051 A1 * 12/2007 Grimes E06B 9/08 160/23.1</p> <p>2009/0256036 A1 * 10/2009 Wilson E06B 9/323 248/201</p> <p>2010/0116448 A1 * 5/2010 Healam E06B 9/42 160/370</p> <p>2011/0100570 A1 * 5/2011 Licciardi Di Stefano E06B 9/42 160/368.1</p> <p>2015/0027059 A1 * 1/2015 Lu E06B 9/42 49/70</p> <p>2020/0270941 A1 * 8/2020 Grife E06B 9/323</p>
---	--

* cited by examiner




FIG. 1




FIG. 2




FIG. 3




FIG. 4

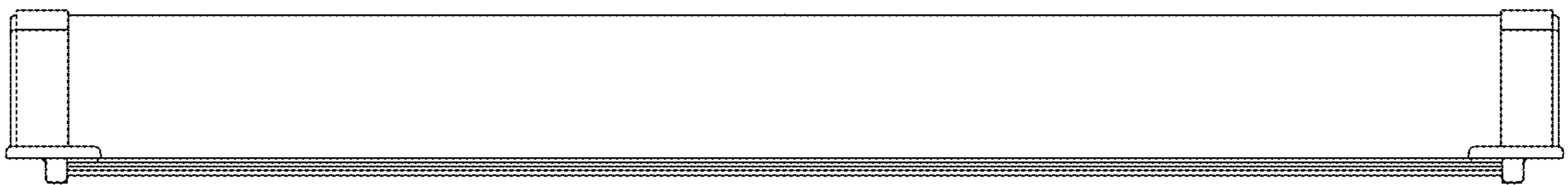


FIG. 5




FIG. 6




FIG. 7

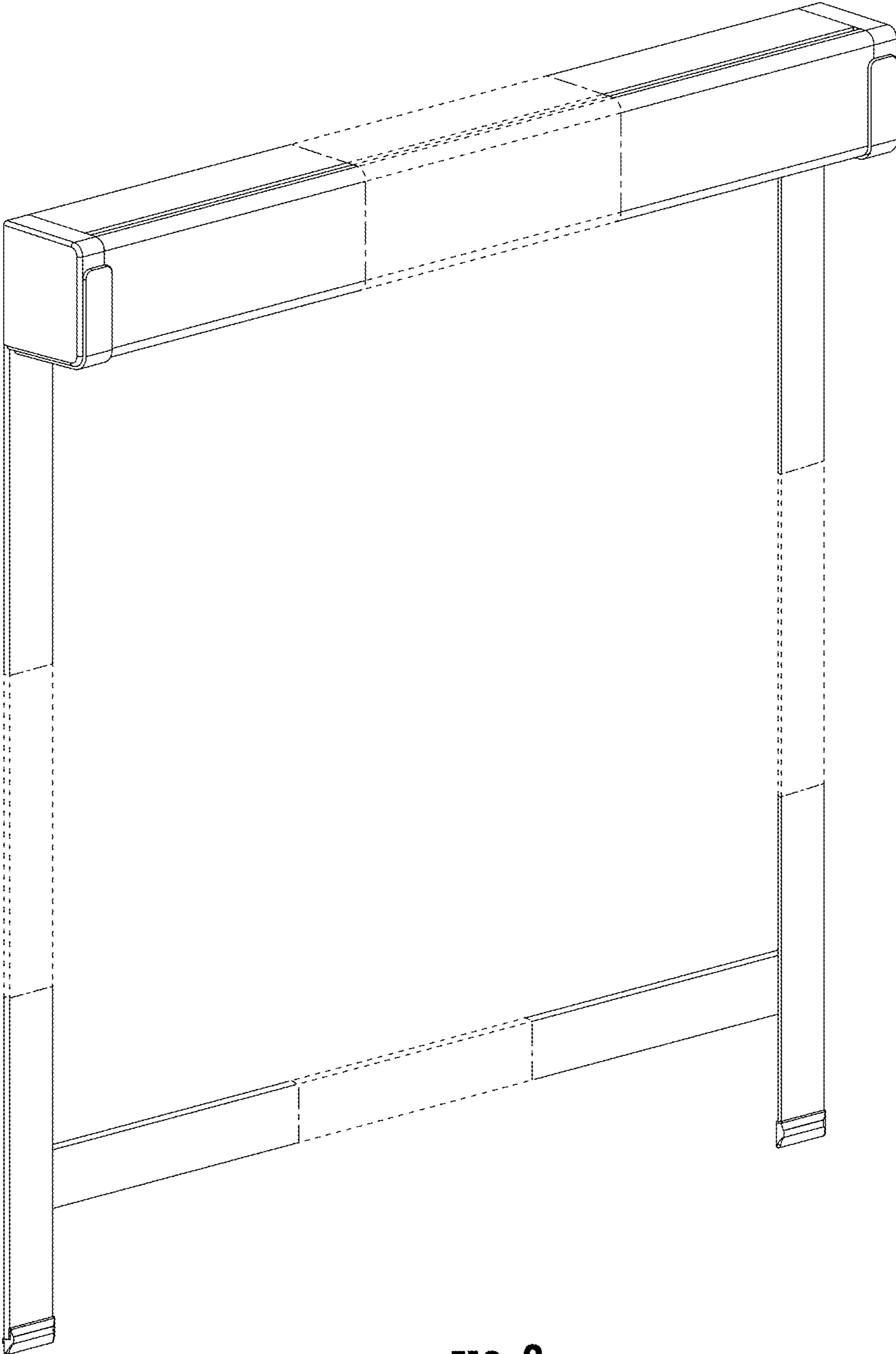


FIG. 8




FIG. 9




FIG. 10




FIG. 11

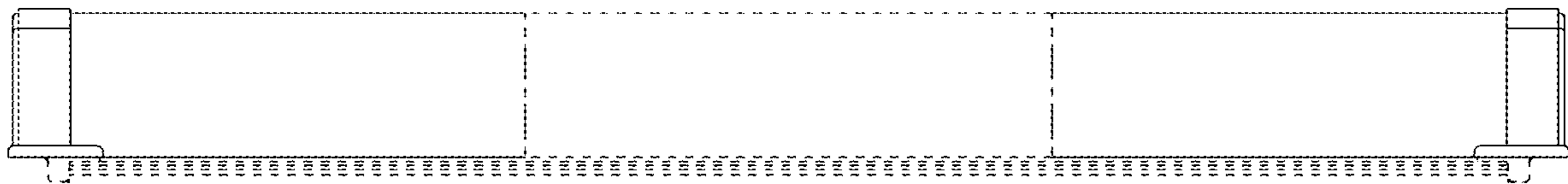


FIG. 12




FIG. 13

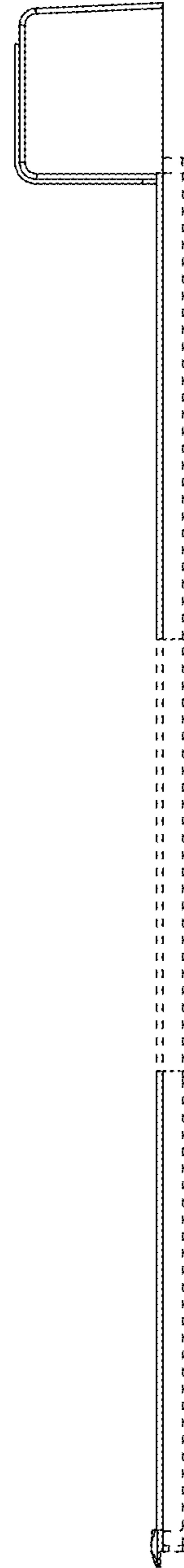


FIG. 14