



US00D955117S

(12) **United States Design Patent**  
**Zhou**

(10) **Patent No.:** **US D955,117 S**  
(45) **Date of Patent:** **\*\* Jun. 21, 2022**

(54) **PAINTBRUSH**

(71) Applicant: **Xiaofen Zhou**, Nanchang (CN)

(72) Inventor: **Xiaofen Zhou**, Nanchang (CN)

(\*\*) Term: **15 Years**

(21) Appl. No.: **29/799,302**

(22) Filed: **Jul. 13, 2021**

(51) **LOC (13) Cl.** ..... **04-02**

(52) **U.S. Cl.**  
USPC ..... **D4/135**

(58) **Field of Classification Search**  
USPC ..... D4/100, 102, 114, 135, 116, 121, 127;  
15/21.1, 22.1, 23, 24, 28, 29, 191.1, 192,  
15/193, 194, 166, 168, 171, 175, 176.1;  
132/218, 217; D28/7, 57  
CPC ..... B05C 1/00; B05C 1/02; B05C 17/0205;  
B44D 2/00

See application file for complete search history.

(56) **References Cited**

**U.S. PATENT DOCUMENTS**

D362,550 S	9/1995	Narubin	
D378,323 S	3/1997	Lee	
D559,548 S *	1/2008	Dovello	D4/135
D651,409 S	1/2012	Papenfuß	
D787,835 S	5/2017	Lim	
D794,964 S *	8/2017	Park	D4/135
D820,601 S *	6/2018	Sanghi	D4/135

D821,100 S *	6/2018	Sanghi	D4/135
D831,971 S *	10/2018	Porcaro	D4/135
D835,419 S *	12/2018	Lim	D4/135
D844,999 S	4/2019	Liu	
D845,641 S *	4/2019	Morita	D4/135
D897,115 S *	9/2020	Zhu	D4/135
D897,689 S *	10/2020	Colville Somma	D4/135
D928,516 S *	8/2021	Xie	D4/135
D945,166 S *	3/2022	Li	D4/135
D946,906 S *	3/2022	Li	D4/135
D947,546 S *	4/2022	Lin	D4/135
2003/0005533 A1	1/2003	Woodnorth et al.	

\* cited by examiner

*Primary Examiner* — Austin Murphy

(74) *Attorney, Agent, or Firm* — KandareIP, LLC;  
Anthony Kandare

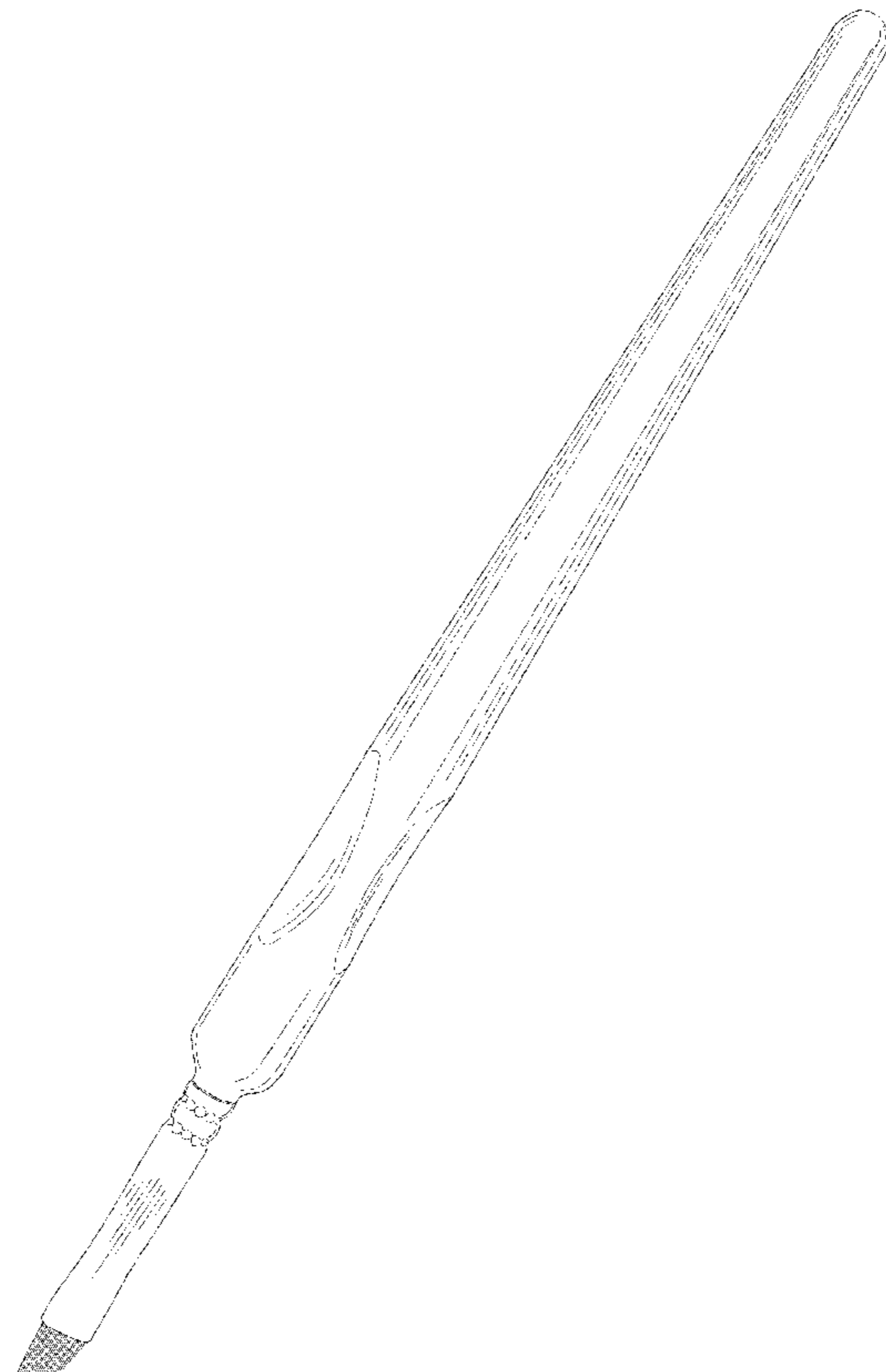
(57) **CLAIM**

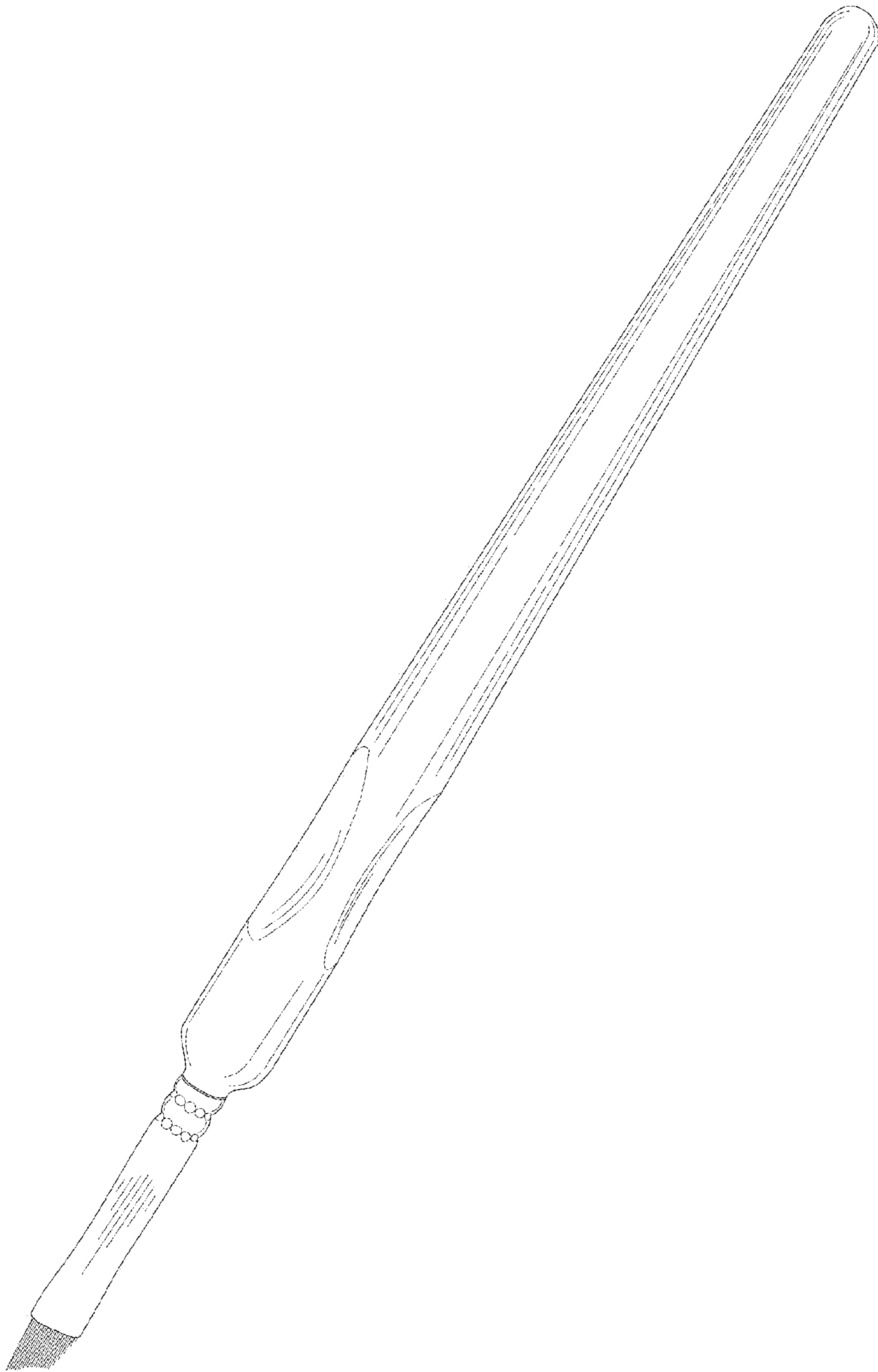
The ornamental design for a paintbrush, as shown and described.

**DESCRIPTION**


FIG. 1 is a bottom, right and front view of a paintbrush showing our new design;  
FIG. 2 is a left side elevational view thereof;  
FIG. 3 is a right side elevational view thereof;  
FIG. 4 is a front elevational view thereof;  
FIG. 5 is a rear side elevational view thereof;  
FIG. 6 is a top plan view thereof;  
FIG. 7 is a bottom plan view thereof; and,  
FIG. 8 is a top, left and rear view thereof.

**1 Claim, 8 Drawing Sheets**







**FIG. 1**




**FIG.2**



**FIG.3**

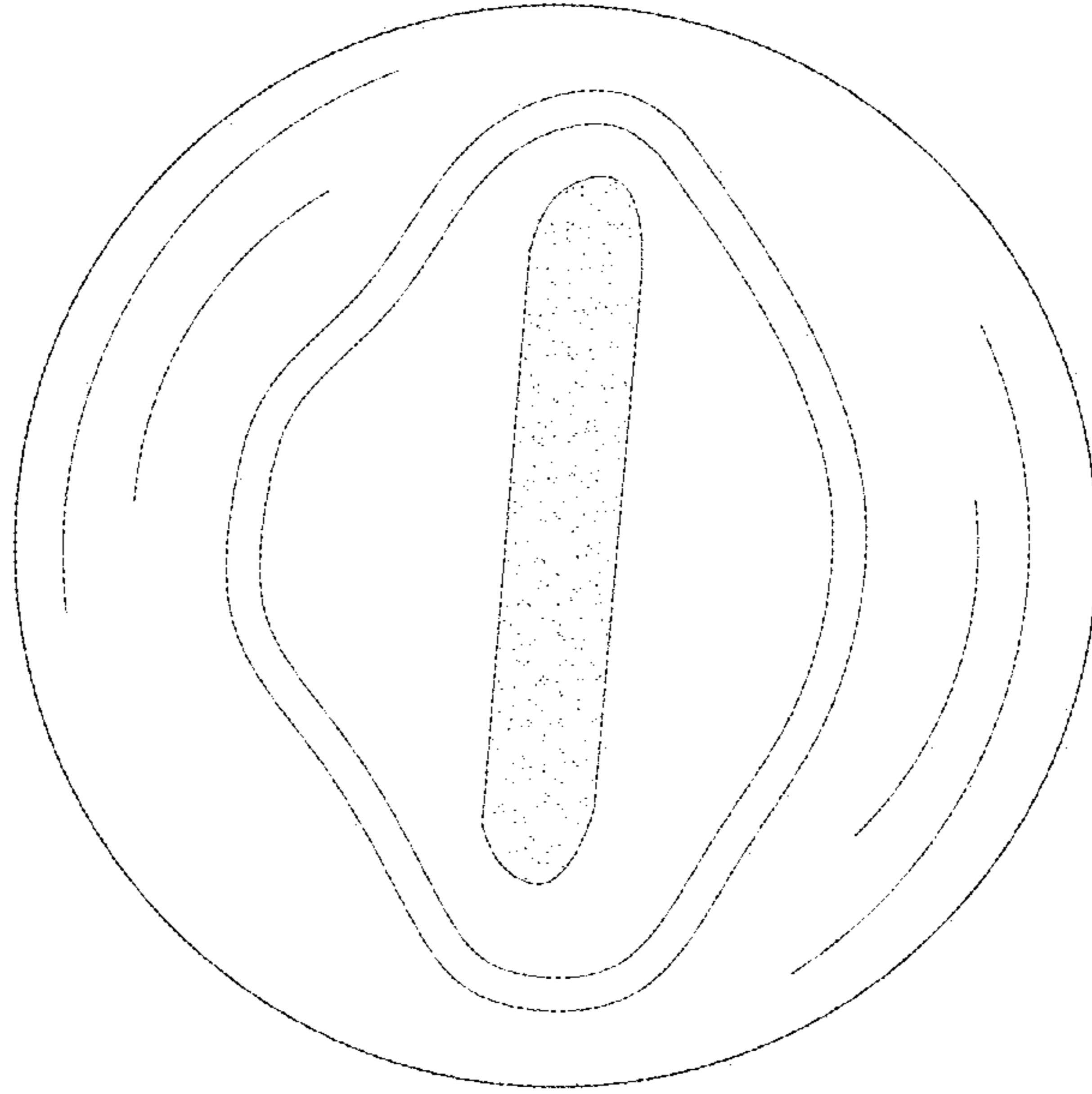


**FIG.4**




**FIG.5**





**FIG. 7**





**FIG.8**