



US00D955034S

(12) **United States Design Patent**
Lan et al.

(10) **Patent No.:** **US D955,034 S**
(45) **Date of Patent:** **** Jun. 14, 2022**

(54) **BRACKET TYPE LUMINAIRE**

FOREIGN PATENT DOCUMENTS

(71) Applicant: **SHENZHEN GUANKE TECHNOLOGIES CO., LTD.**,
Shenzhen (CN)

KR 301064515.0000 * 4/2020

(72) Inventors: **Qing Lan**, Shenzhen (CN); **Ligen Liu**,
Shenzhen (CN); **Shoubao Chen**,
Shenzhen (CN); **Tianlong Dai**,
Shenzhen (CN)

OTHER PUBLICATIONS

“New Portable” reference by Shenzhen Guanke Technologies Co.,
LTD on YouTube.com, announced Jun. 16, 2020 on YouTube.com
[online], site visited Feb. 4, 2020, internet URL: <https://www.youtube.com/watch?v=FJLmhWaPWml> (Year: 2020).*

(73) Assignee: **SHENZHEN GUANKE TECHNOLOGIES CO., LTD.**,
Shenzhen (CN)

(Continued)

(**) Term: **15 Years**

Primary Examiner — Marissa J Cash

Assistant Examiner — Liv C Anderson

(21) Appl. No.: **29/756,562**

(74) *Attorney, Agent, or Firm* — Maier & Maier, PLLC

(22) Filed: **Oct. 29, 2020**

(57) **CLAIM**

(30) **Foreign Application Priority Data**

The ornamental design for a bracket type luminaire, as shown and described.

May 15, 2020 (CN) 202030224418.7

(51) **LOC (13) Cl.** **26-05**

(52) **U.S. Cl.**
USPC **D26/138**

(58) **Field of Classification Search**
USPC D26/72, 113, 118–122, 138–142, 145,
D26/152, 154, 155, 24, 74, 85, 123, 124,
D26/128–134, 137
CPC F21S 8/00; F21K 9/20; F21K 9/237; F21V
15/013; F21V 17/04; F21V 21/00; F21V
21/02
See application file for complete search history.

DESCRIPTION

(56) **References Cited**

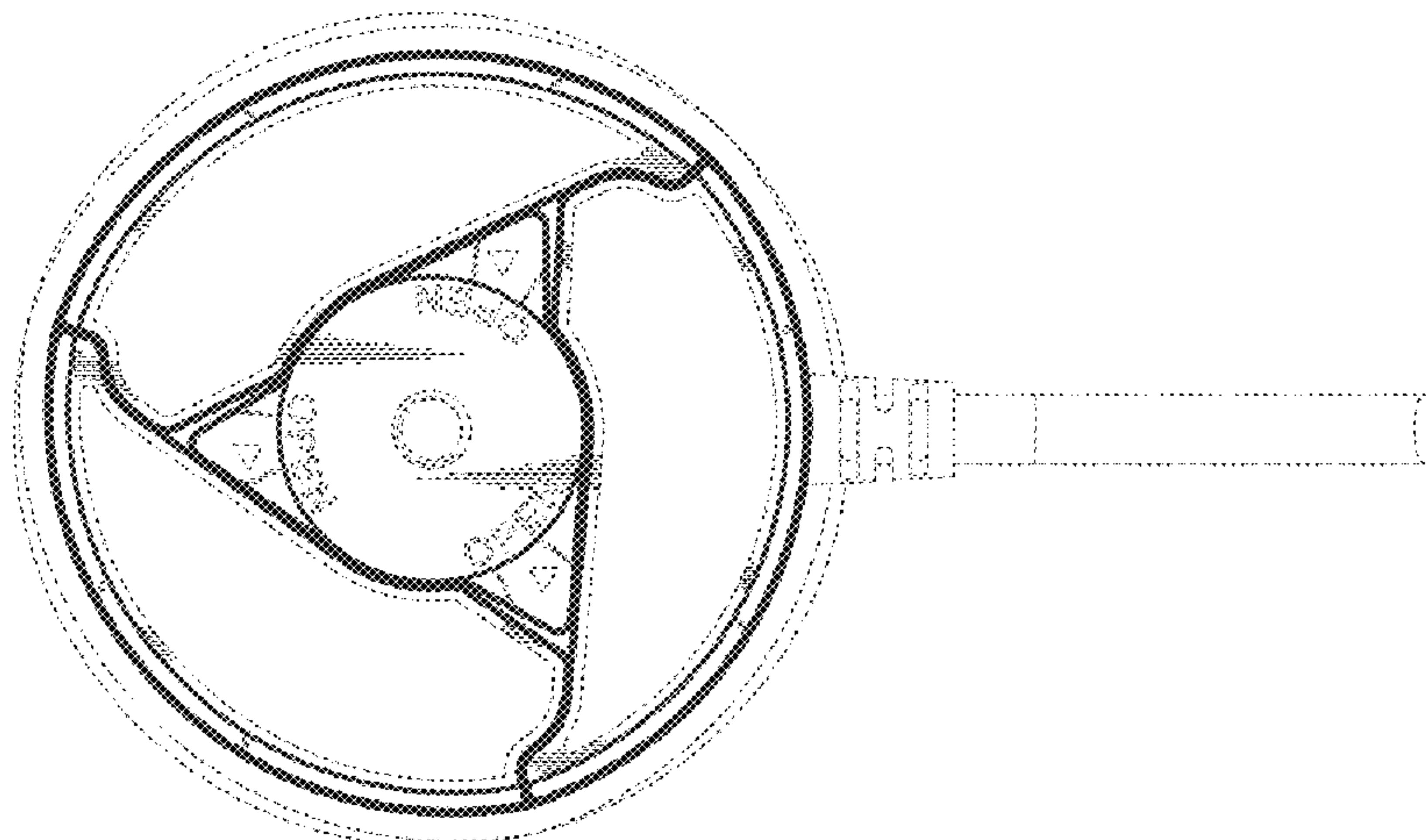
U.S. PATENT DOCUMENTS

686,083 A * 11/1901 Kamm F21V 17/00
362/441
1,167,451 A * 1/1916 Walker F21V 17/02
362/281
4,924,365 A * 5/1990 Bogdanovs F21V 14/04
362/225

FIG. 1 is a top plan view of a bracket type luminaire,
showing our design;
FIG. 2 is a bottom plan view thereof;
FIG. 3 is a right side elevational view thereof;
FIG. 4 is a left side elevational view thereof;
FIG. 5 is a front elevational view thereof;
FIG. 6 is a rear elevational view thereof;
FIG. 7 is a top perspective view thereof;
FIG. 8 is a bottom perspective view thereof;
FIG. 9 is a top perspective view thereof in an alternate
configuration; and,
FIG. 10 is a bottom perspective view thereof in an alternate
configuration.
The broken line showing in the Figures represents portions
of the bracket type luminaire that form no part of the claimed
design.

(Continued)

1 Claim, 10 Drawing Sheets



(56)

References Cited

U.S. PATENT DOCUMENTS

D431,318 S * 9/2000 Huang D26/139
D449,372 S * 10/2001 Gajewski D23/385
D563,022 S * 2/2008 Hetfield D26/88
D565,230 S * 3/2008 Hetfield D26/88
D667,988 S * 9/2012 Bushre D26/139
8,790,085 B2 * 7/2014 Villella F21V 33/0096
416/223 R
D756,021 S * 5/2016 Weitgasser D26/113
D899,579 S * 10/2020 Sifeng D26/59
11,118,759 B1 * 9/2021 Lan F21V 23/06
D942,054 S * 1/2022 Lan D26/2
2021/0330829 A1 * 10/2021 Lan F21V 23/06
2021/0356103 A1 * 11/2021 Lan F21V 15/00

OTHER PUBLICATIONS

“Minka” reference on Amazon.com, date first available Jan. 29, 2014 [online], site visited Feb. 4, 2022, internet URL: <https://www.amazon.com/dp/B00I49BFKS?tag=aboutcom02thespruce-20&linkCode=ogi&th=1&psc=1&ascsubtag=4108334%7Cn169196f23b394f8fa97704e0d4e1bf3219%7CB00I49BFKS> (Year: 2014).*

“Retractable” reference by Eileen Grays on Amazon.com, date first available Nov. 13, 2017 [online], site visited Feb. 4, 2022, available from internet URL: <https://www.amazon.com/Parrot-Uncle-Industrial-Chandelier-Retractable/dp/B077FLH3K4?th=1> (Year: 2017).*

* cited by examiner

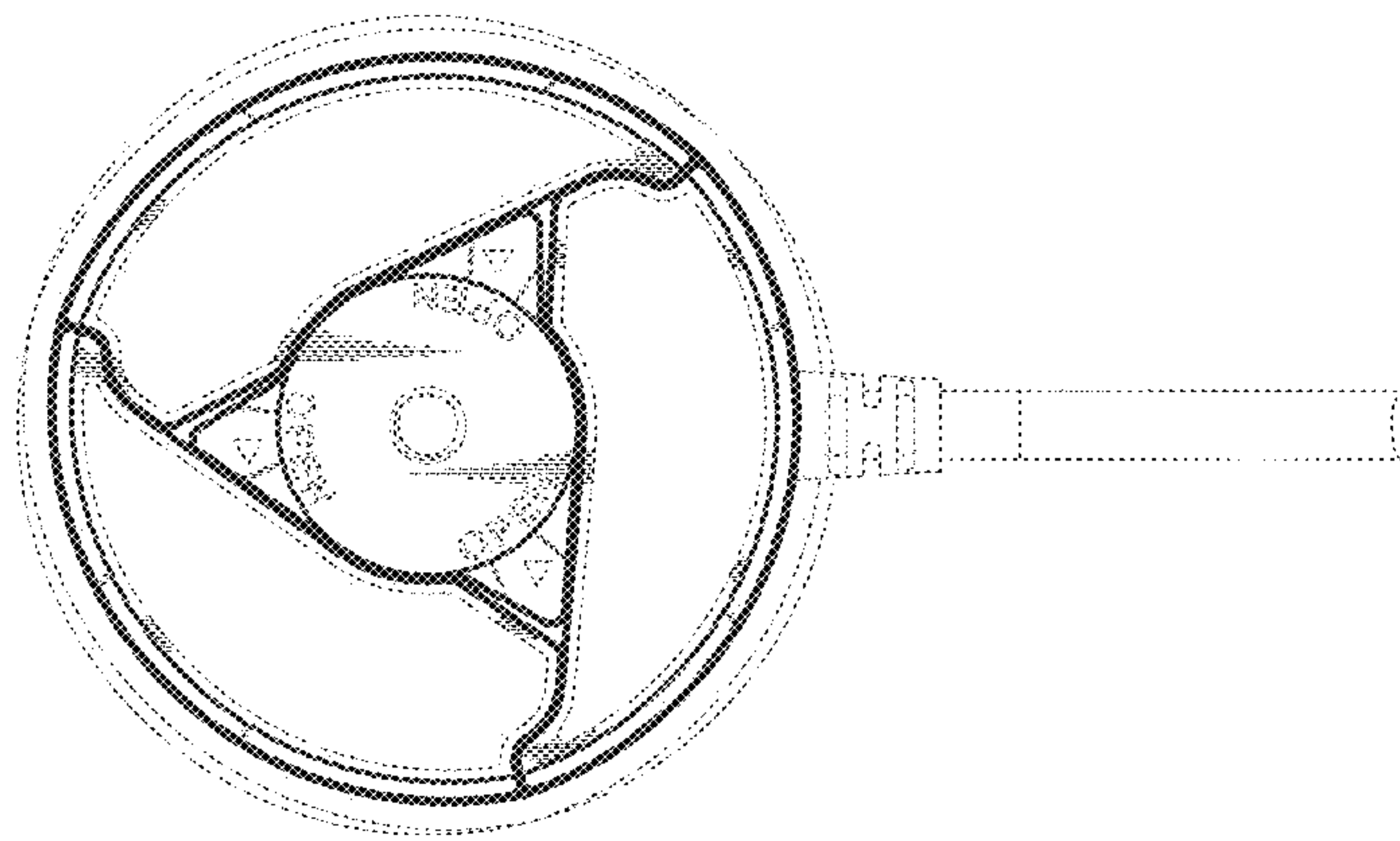


FIG.1

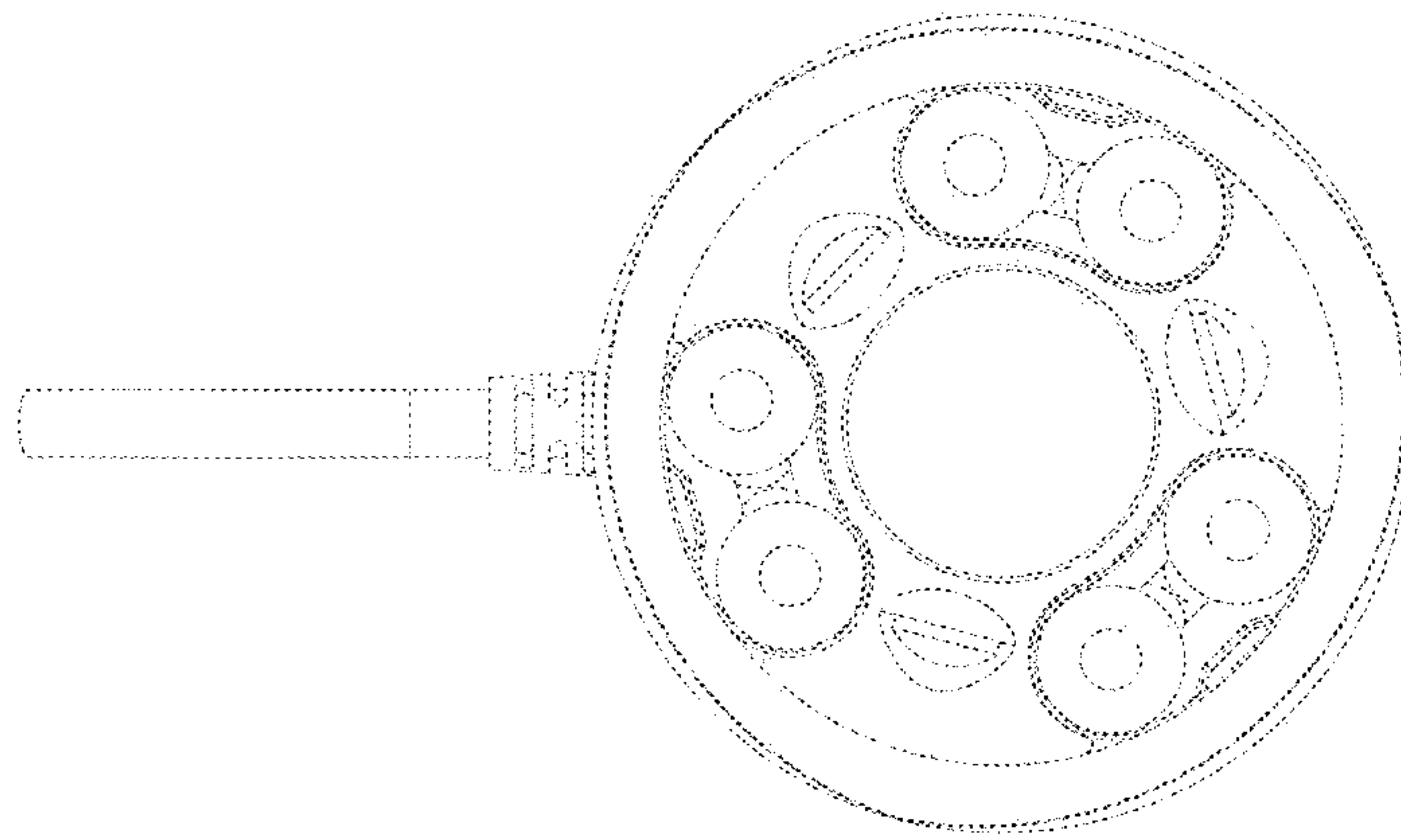


FIG. 2




FIG.3




FIG.4




FIG.5




FIG. 6

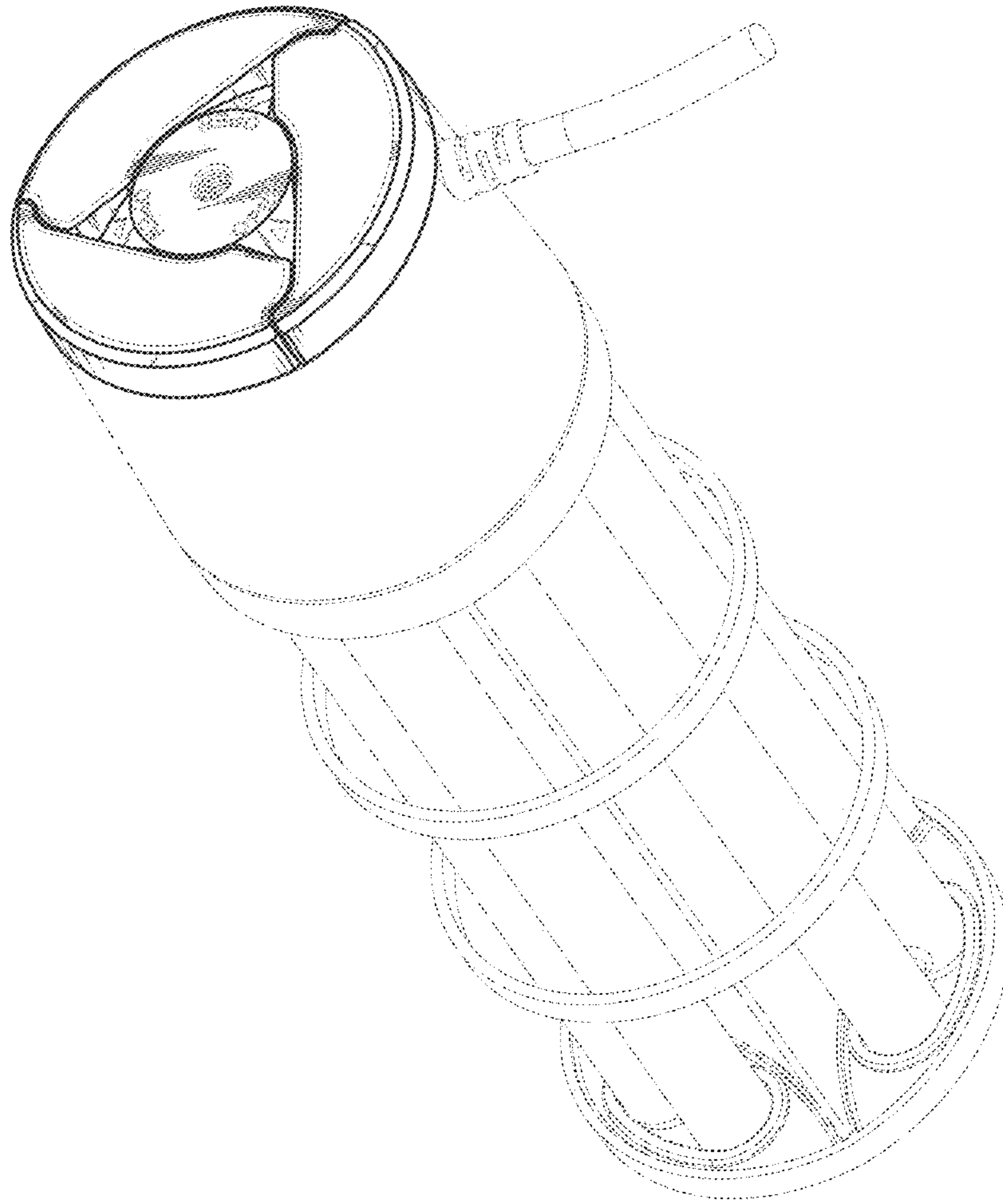


FIG. 7




FIG. 8



FIG.9




FIG.10