



US00D954985S

(12) **United States Design Patent**
Grayson et al.

(10) **Patent No.:** **US D954,985 S**
(45) **Date of Patent:** **** Jun. 14, 2022**

(54) **TUBE FRAME**

(71) Applicant: **Siemens Healthcare Diagnostics Inc.**,
Tarrytown, NY (US)

(72) Inventors: **James Grayson**, Walnut Creek, CA
(US); **Raymond Mei**, Castro Valley,
CA (US); **Philip Chia**, El Cerrito, CA
(US); **Don Collado**, Vallejo, CA (US)

(73) Assignee: **Siemens Healthcare Diagnostics Inc.**,
Tarrytown, NY (US)

(**) Term: **15 Years**

(21) Appl. No.: **29/717,158**

(22) Filed: **Dec. 16, 2019**

(51) **LOC (13) Cl.** **24-01**

(52) **U.S. Cl.**

USPC **D24/224**

(58) **Field of Classification Search**

USPC D24/216, 219, 223-233, 186, 107, 121;
D10/81

CPC B01L 9/06; B01L 9/065; B01L 9/54; B01L
9/523; B01L 9/527; B01L 9/543; B01L
9/547; B01L 3/5085; B01L 3/5027; B01D
1/14; G01N 2035/0425; G01N 2200/16;
G01N 2200/18

See application file for complete search history.

(56) **References Cited**

U.S. PATENT DOCUMENTS

D463,031 S * 9/2002 Slomski D24/216
D601,713 S * 10/2009 Lohn D24/226

D601,714 S * 10/2009 Lohn D24/226
D610,265 S * 2/2010 Lea D24/227
D768,870 S * 10/2016 Kuhn D24/224
D768,873 S * 10/2016 Stedman D24/227
D786,448 S * 5/2017 Ohsaka D24/224
D834,723 S * 11/2018 Lianides D24/230
D838,004 S * 1/2019 Houkal D24/230
2015/0376562 A1* 12/2015 Baum B01L 9/06
435/304.1
2018/0149670 A1* 5/2018 Bork G01N 35/1072

* cited by examiner

Primary Examiner — Anhdao Doan

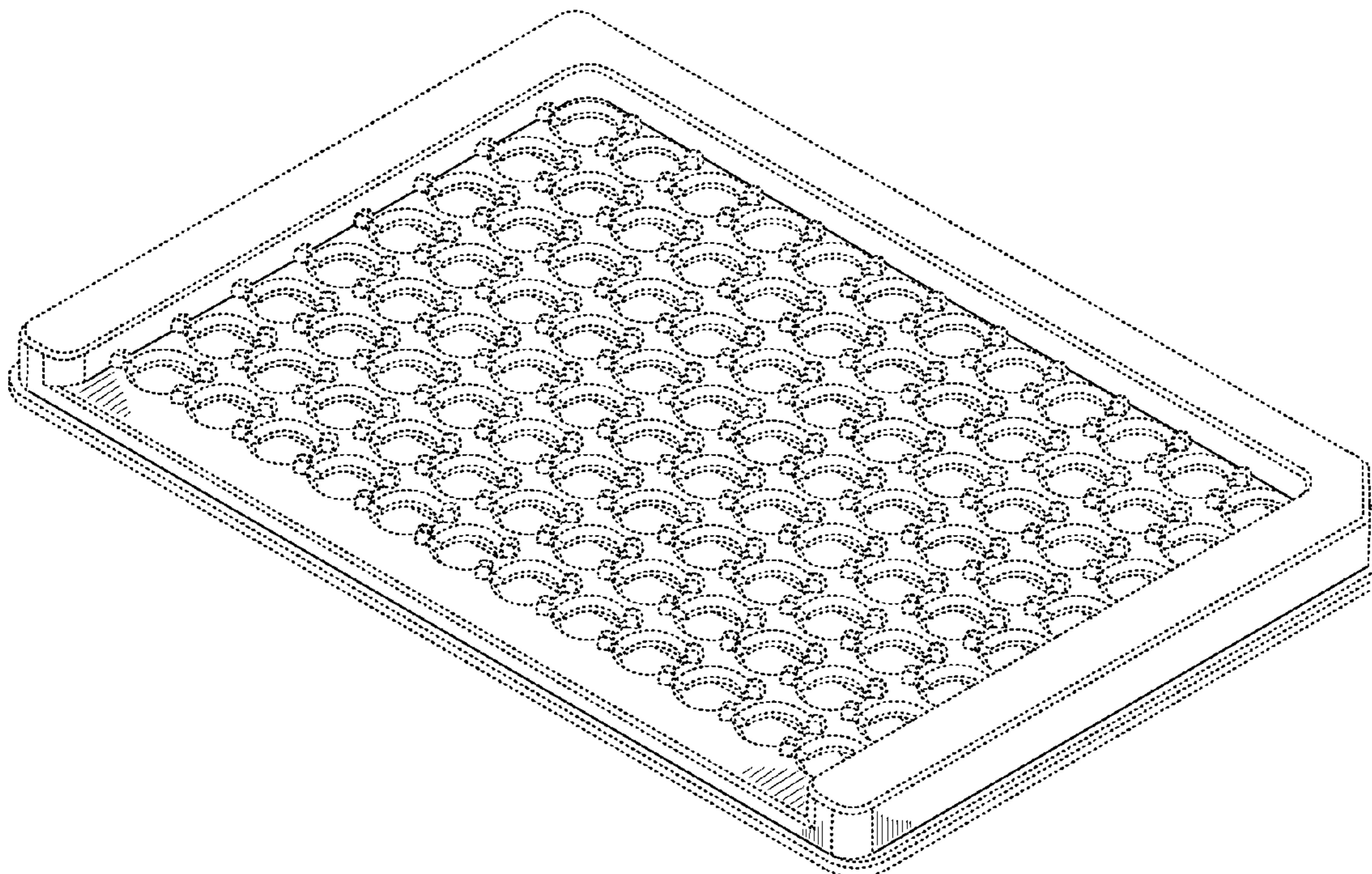
(57) **CLAIM**

The ornamental design for a tube frame, as shown and described.

DESCRIPTION

FIG. 1 is a top perspective view of a tube frame of the present invention;
FIG. 2 is a bottom perspective view thereof;
FIG. 3 is a top view thereof;
FIG. 4 is a bottom view thereof;
FIG. 5 is a front elevational view thereof;
FIG. 6 is a rear elevational view of a tube frame of the present invention.
FIG. 7 is a left side elevational view thereof; and,
FIG. 8 is a right side elevational view thereof.
The broken lines depict portions of the tube frame that form no part of the claimed design.

1 Claim, 5 Drawing Sheets



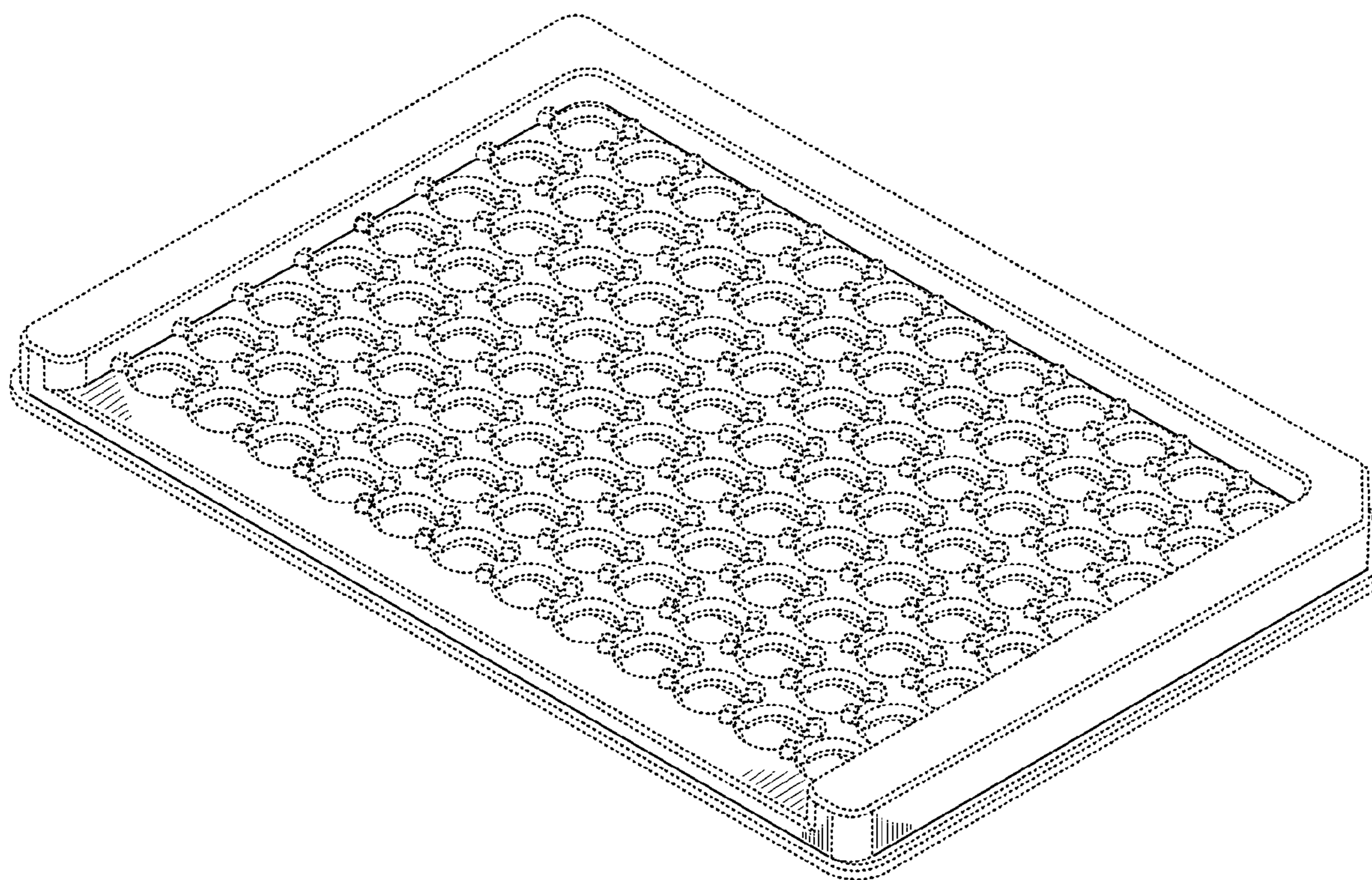


FIG. 1

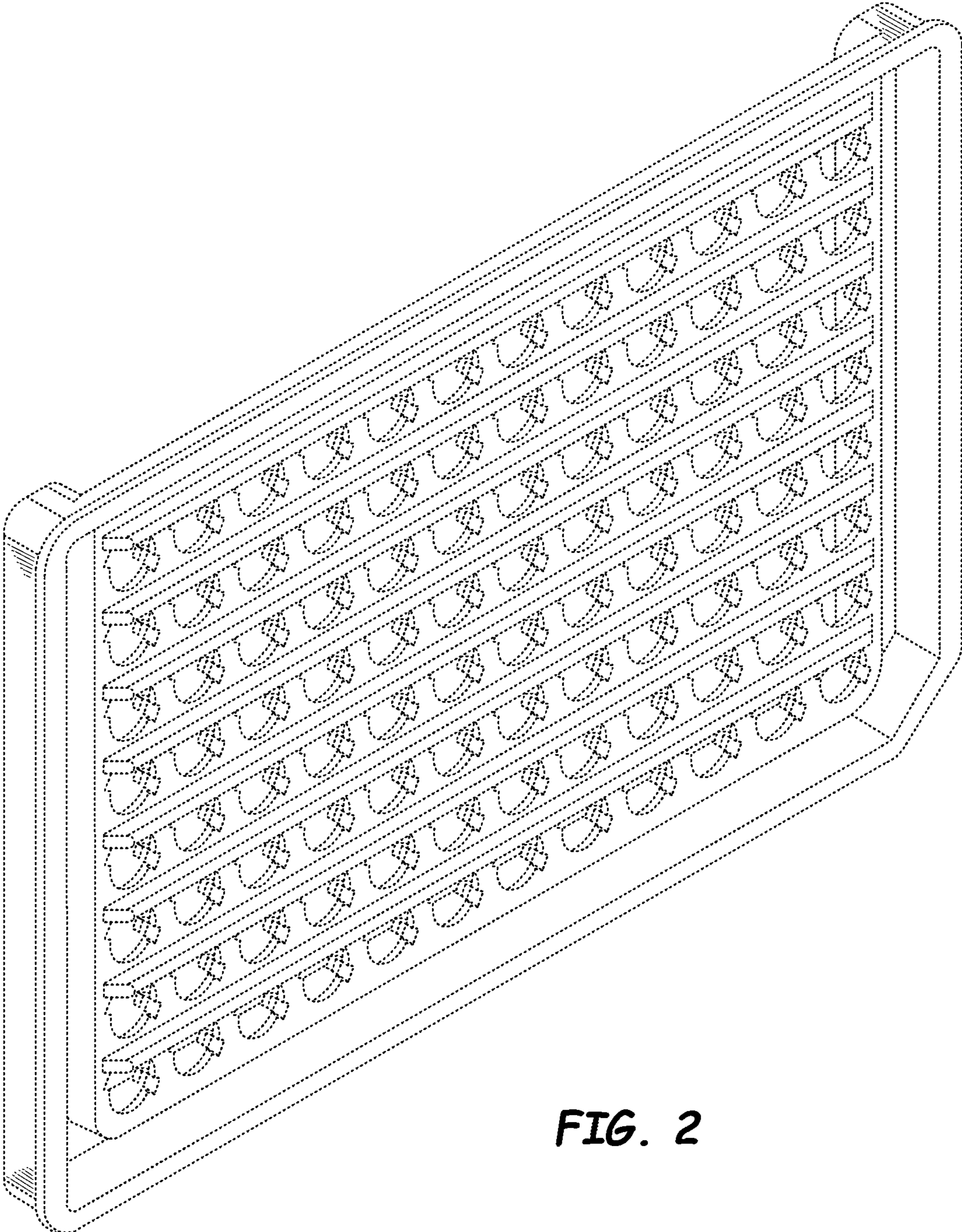


FIG. 2

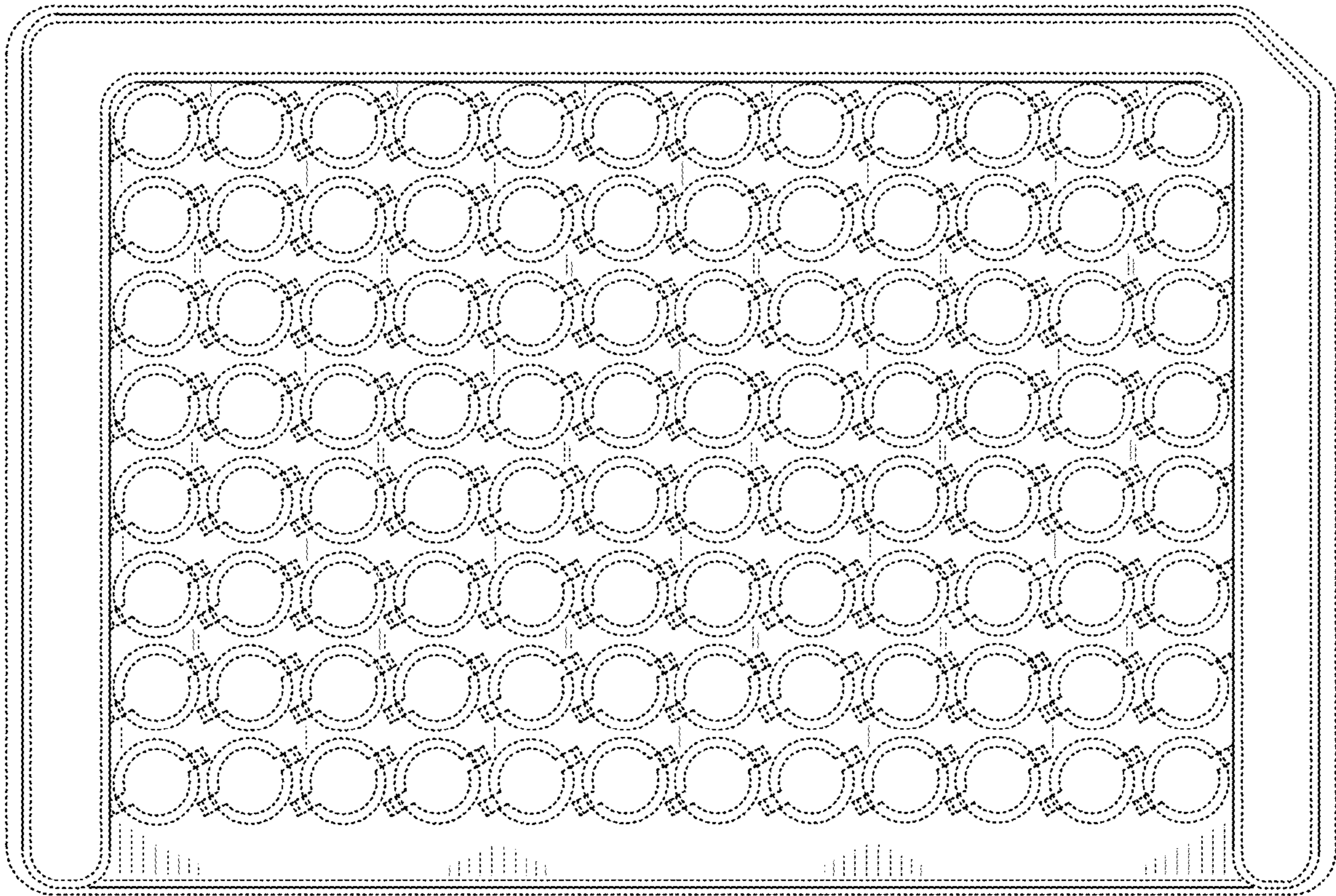


FIG. 3

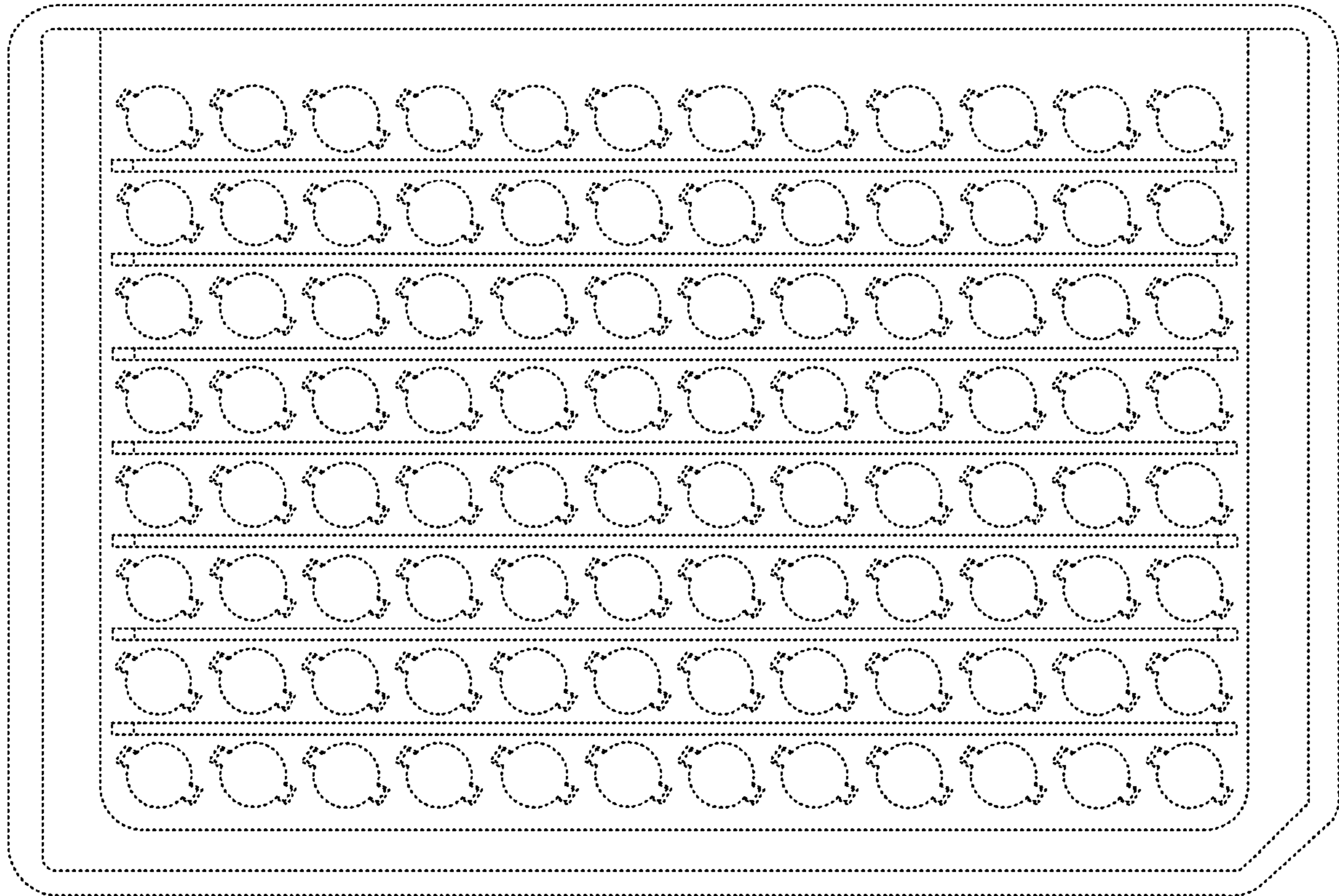


FIG. 4




FIG. 5



FIG. 6




FIG. 7



FIG. 8