



US00D954978S

(12) **United States Design Patent**
Han

(10) **Patent No.:** **US D954,978 S**
(45) **Date of Patent:** **** Jun. 14, 2022**

(54) **HEATING PAD**

(71) Applicant: **SH Technology Co., Ltd.**, Incheon (KR)

(72) Inventor: **Sang Jin Han**, Incheon (KR)

(73) Assignee: **SH TECHNOLOGY CO., LTD.**, Incheon (KR)

(**) Term: **15 Years**

(21) Appl. No.: **29/760,241**

(22) Filed: **Nov. 30, 2020**

(30) **Foreign Application Priority Data**

May 29, 2020 (KR) 30-2020-0024028

(51) **LOC (13) Cl.** **24-01**

(52) **U.S. Cl.**
USPC **D24/206**

(58) **Field of Classification Search**

USPC D2/701, 702, 750, 815, 870, 878, 880;
D24/118, 129, 189, 190, 191, 200, 202,
D24/205-208; D28/41; D29/101.5, 108,
D29/120.1, 121.1, 121.2, 122;
D3/201-202, 215, 229, 327;
D6/582-589, 595; D9/453, 537, 707-708
CPC A61F 13/12; A61F 2007/0001; A61F
2007/0002; A61F 2007/0219; A61F
2007/0011; A61F 7/02; A61F 7/00; A61F
7/10; A61F 7/106; A61F 7/03; A61F
7/08; A61F 7/007; A61F 7/086; A61F
2007/004; A61F 2007/0279; A41D 20/00;
A41D

(Continued)

(56) **References Cited**

U.S. PATENT DOCUMENTS

1,980,528 A * 11/1934 Hubl H05B 3/342
219/541
2,114,396 A * 4/1938 McFarlan A61F 7/03
219/528

(Continued)

FOREIGN PATENT DOCUMENTS

CN 305557732 * 1/2020
KR 301147213.0000 * 12/2021

OTHER PUBLICATIONS

Sunbeam Heating Pad, first available Oct. 23, 2015, amazon.com, [online], [site visited Mar. 9, 2022], Available from internet URL: https://www.amazon.com/dp/B016WK52BI/ref=emc_b_5_t (Year: 2015).*

(Continued)

Primary Examiner — Samantha Q Lawrence

Assistant Examiner — Holly M Rodriguez

(74) *Attorney, Agent, or Firm* — Novick, Kim & Lee, PLLC; Jae Youn Kim

(57) **CLAIM**

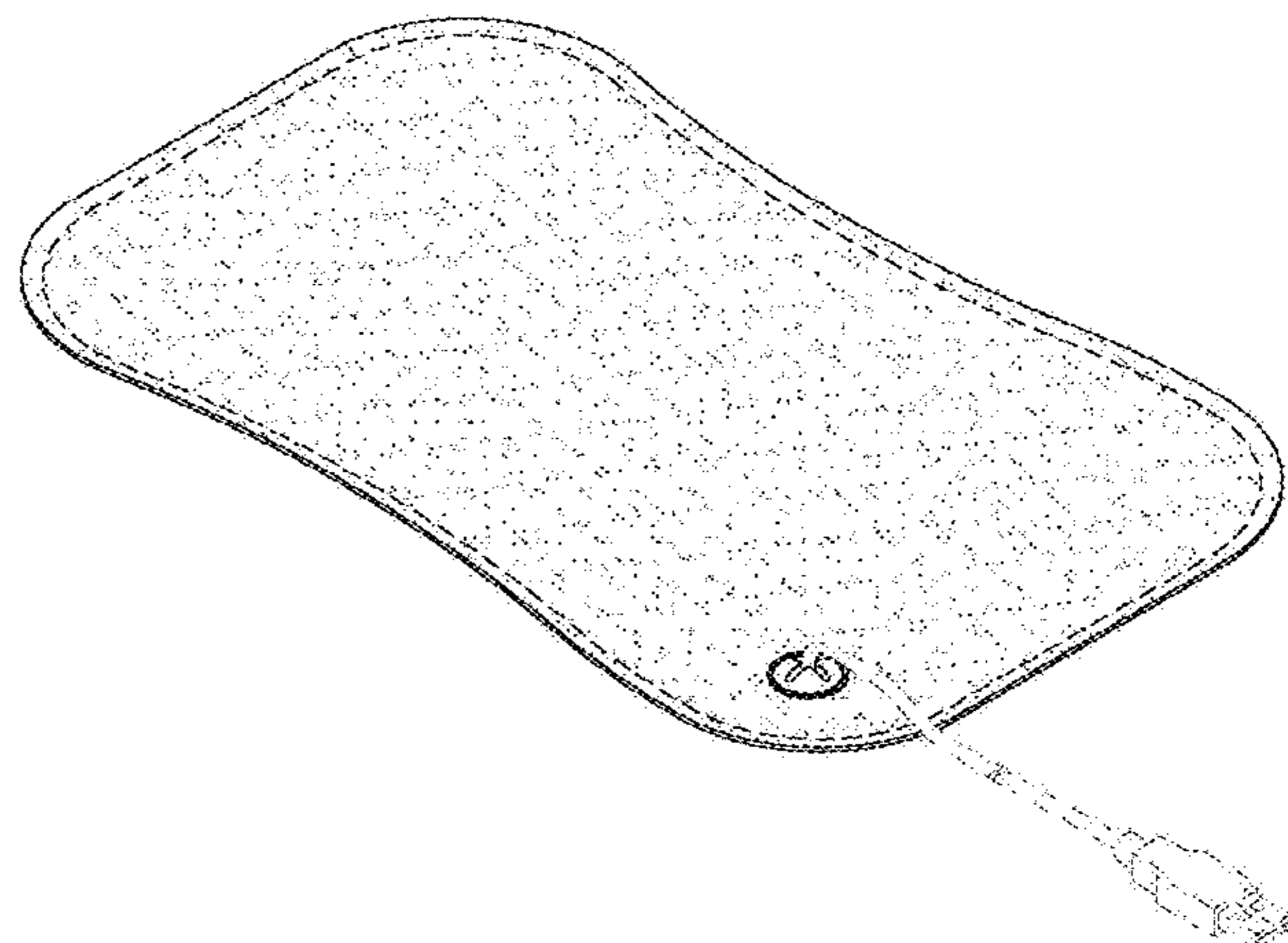
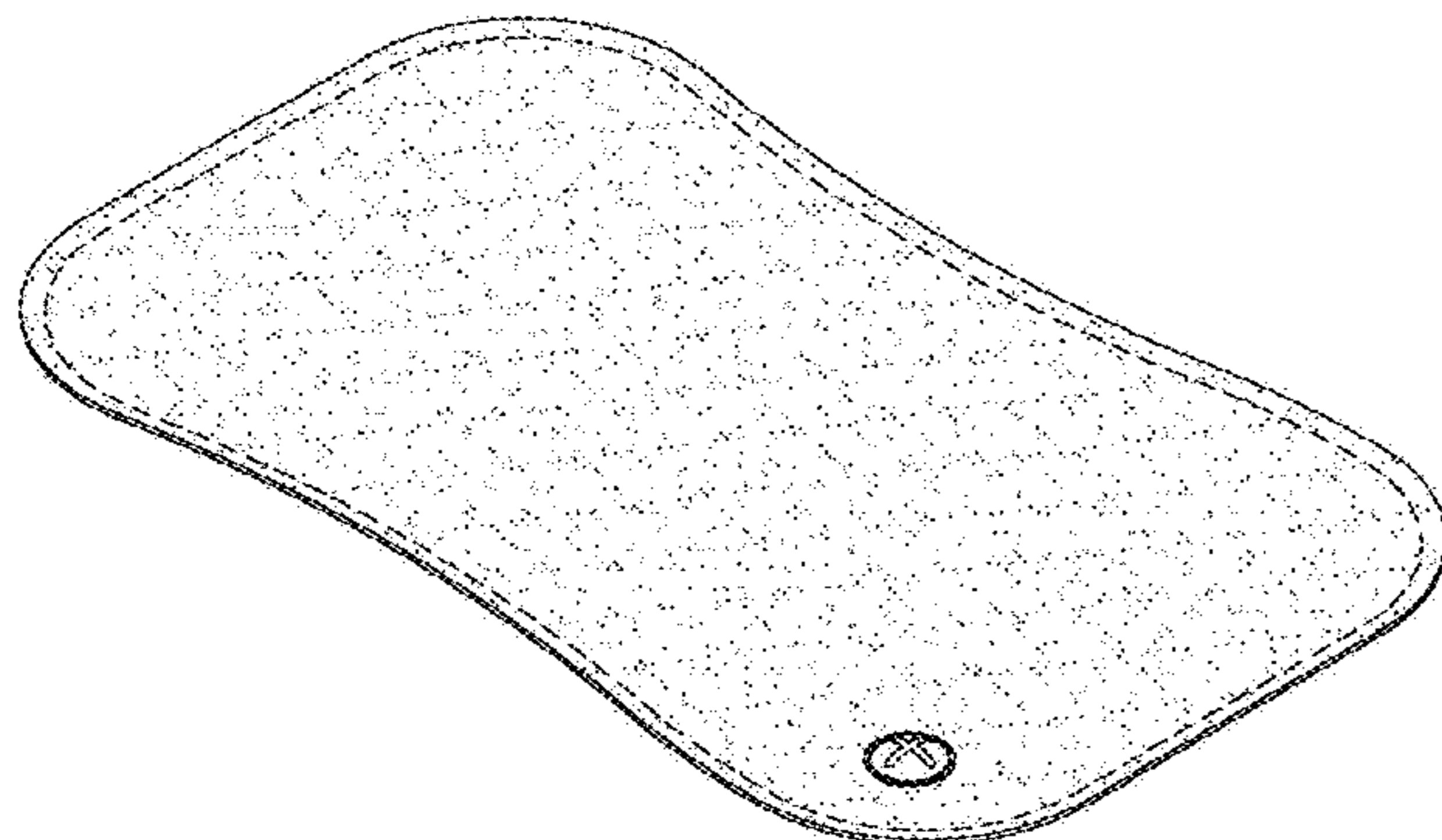
I claim the ornamental design for a heating pad, as shown and described.

DESCRIPTION

FIG. 1 is a perspective view of a heating pad, showing my new design;
FIG. 2 is a front elevation view thereof;
FIG. 3 is a rear elevation view thereof;
FIG. 4 is a left side elevation view thereof;
FIG. 5 is a right side elevation view thereof;
FIG. 6 is a top plan view thereof;
FIG. 7 is a bottom plan view thereof; and,
FIG. 8 is another perspective view thereof showing a configuration of use.

The broken lines on the top and bottom surfaces of the heating pad shown in FIGS. 1, 6, and 7 depict stitching. The broken lines shown in FIG. 8 depict unclaimed environment that do not form a part of the claimed design.

1 Claim, 5 Drawing Sheets



US D954,978 S

Page 2

(58) **Field of Classification Search**

CPC 20/005; Y10S 150/901; Y10S 383/901;
B29D 22/006

See application file for complete search history.

2015/0021313 A1* 1/2015 Chang H05B 3/34
219/528
2016/0302262 A1* 10/2016 Hsu H05B 3/04
2020/0404749 A1* 12/2020 Pop H05B 3/34

OTHER PUBLICATIONS

(56) **References Cited**

U.S. PATENT DOCUMENTS

2,294,010 A * 8/1942 Van Daam A47J 41/005
392/443
3,114,825 A * 12/1963 Kilburn A47C 21/048
338/214
RE46,289 E * 1/2017 Peron D24/189
D806,886 S * 1/2018 Lee D24/206
D808,538 S * 1/2018 Li D24/207
RE46,778 E * 4/2018 Peron D24/189

Sunbeam Heating Pad for Back Pain Relief, first available Mar. 30, 2013, amazon.com, [online], [site visited Mar. 9, 2022], Available from internet URL: <https://www.amazon.com/Sunbeam-300-000-001-Contouring-Heating-Support/dp/B00C3Z34G2> (Year: 2013).*

CALIDAKA Hot Water Bag Heat Electric Hot Water Bottle, first available Jan. 18, 2021, amazon.com, [online], [site visited Mar. 9, 2022], Available from internet URL: <https://www.amazon.com/CALIDAKA-Electric-Rechargeable-Relaxing-Relaxation/dp/B08M6C65FK?crd=2E80VSS4C3B1V&dchild=1&keywords=rech%E2%80%A6> (Year: 2021).*

* cited by examiner

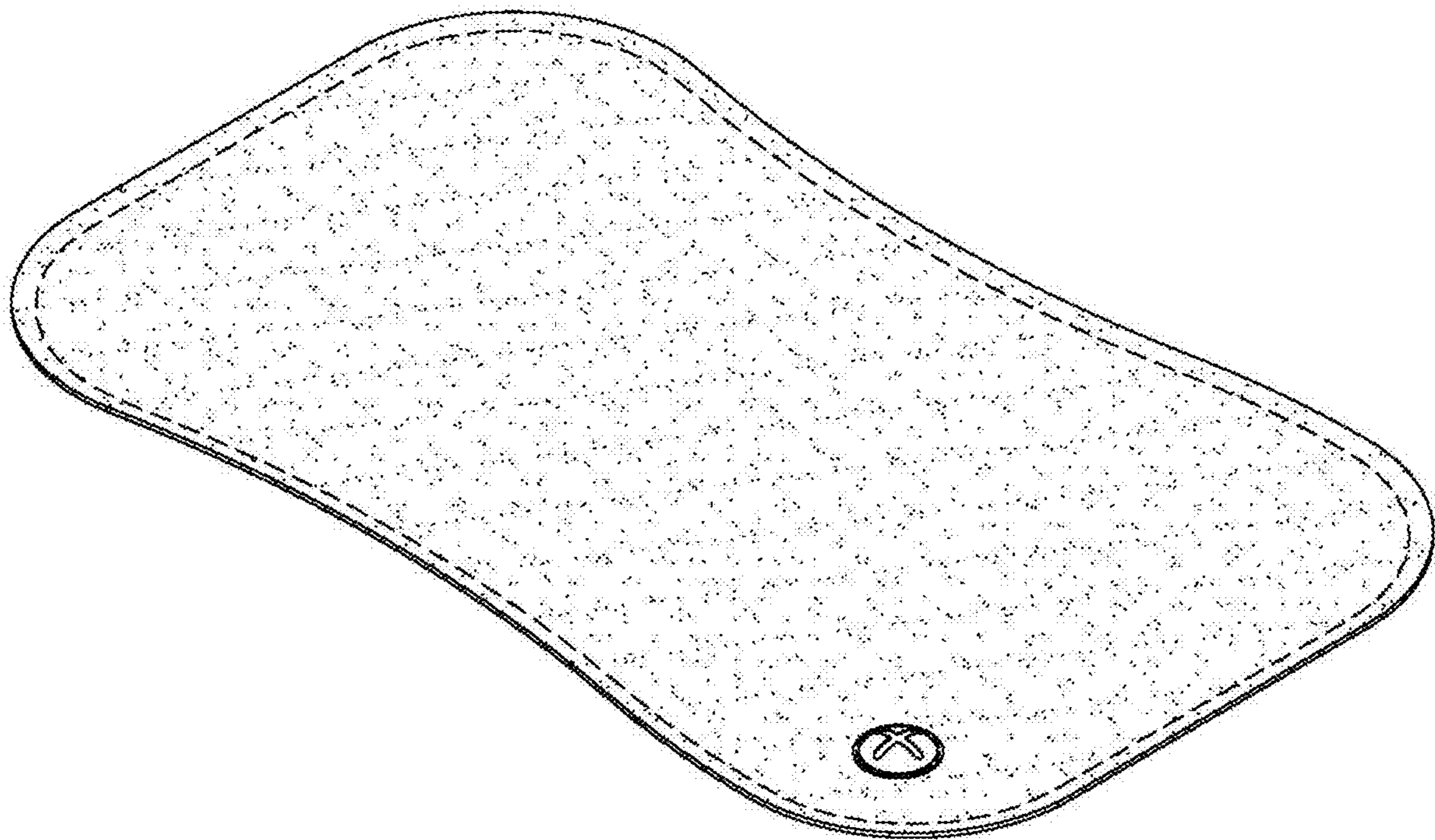


FIG. 1




FIG. 2



FIG. 3



FIG. 4




FIG. 5

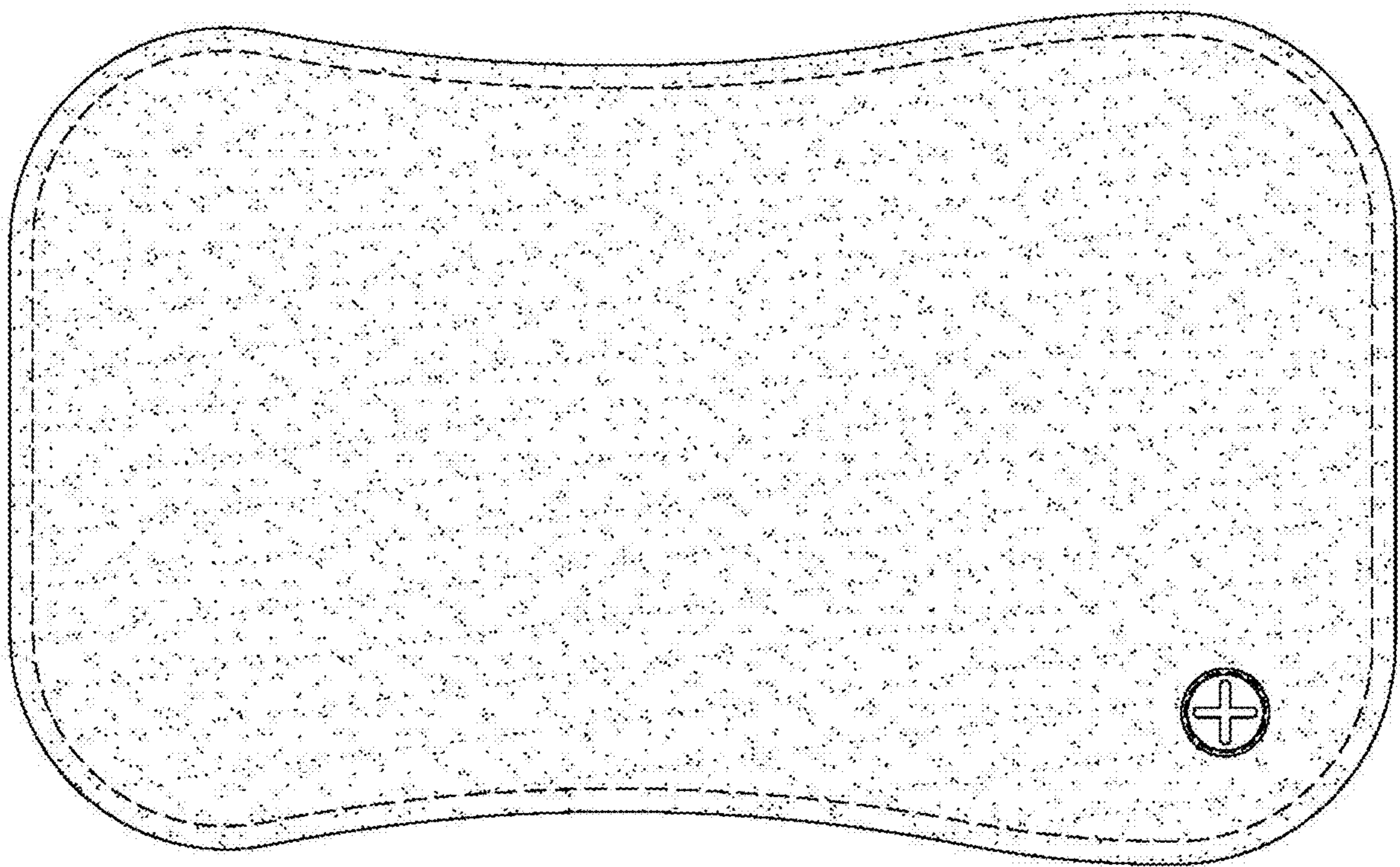


FIG. 6

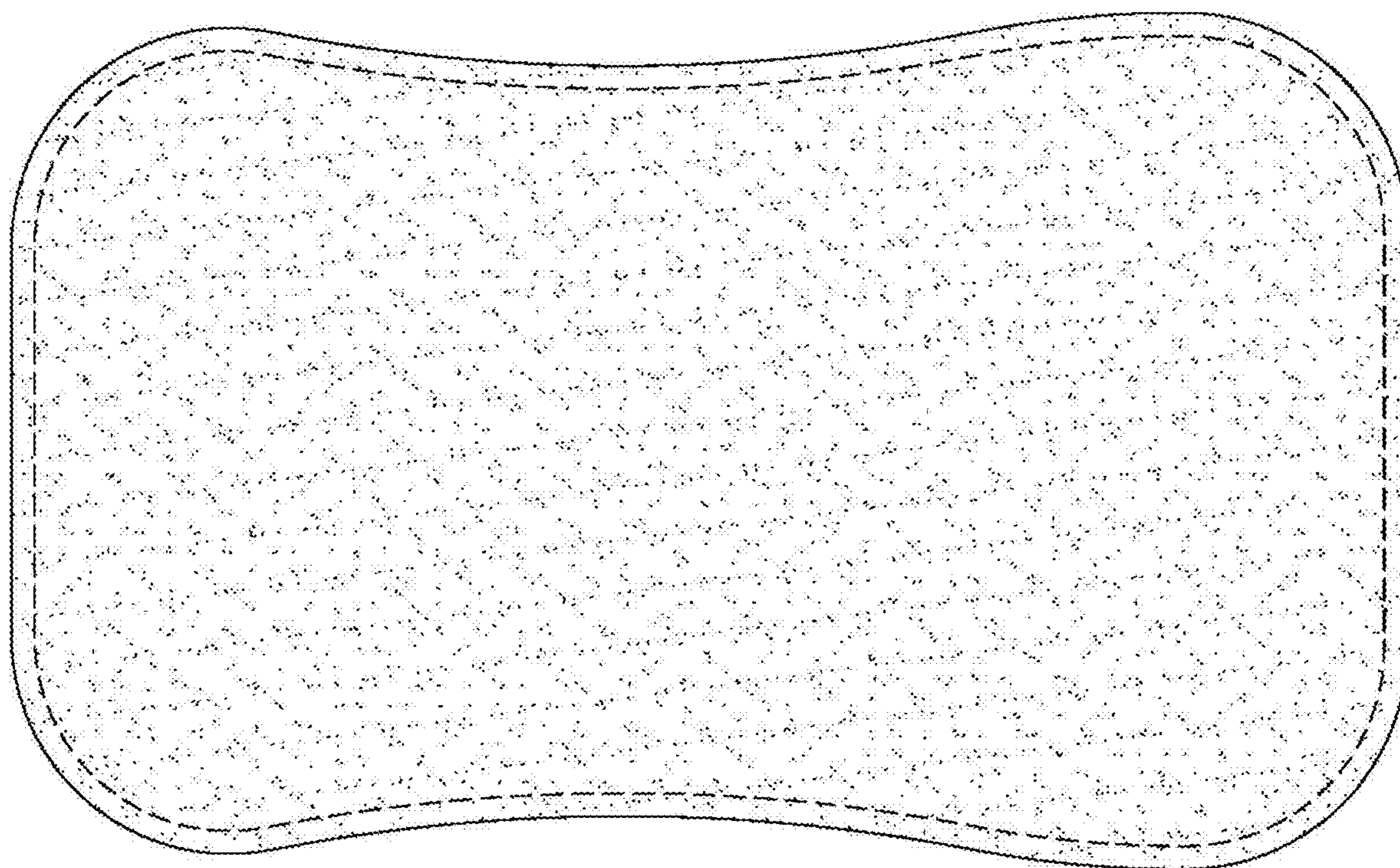


FIG. 7

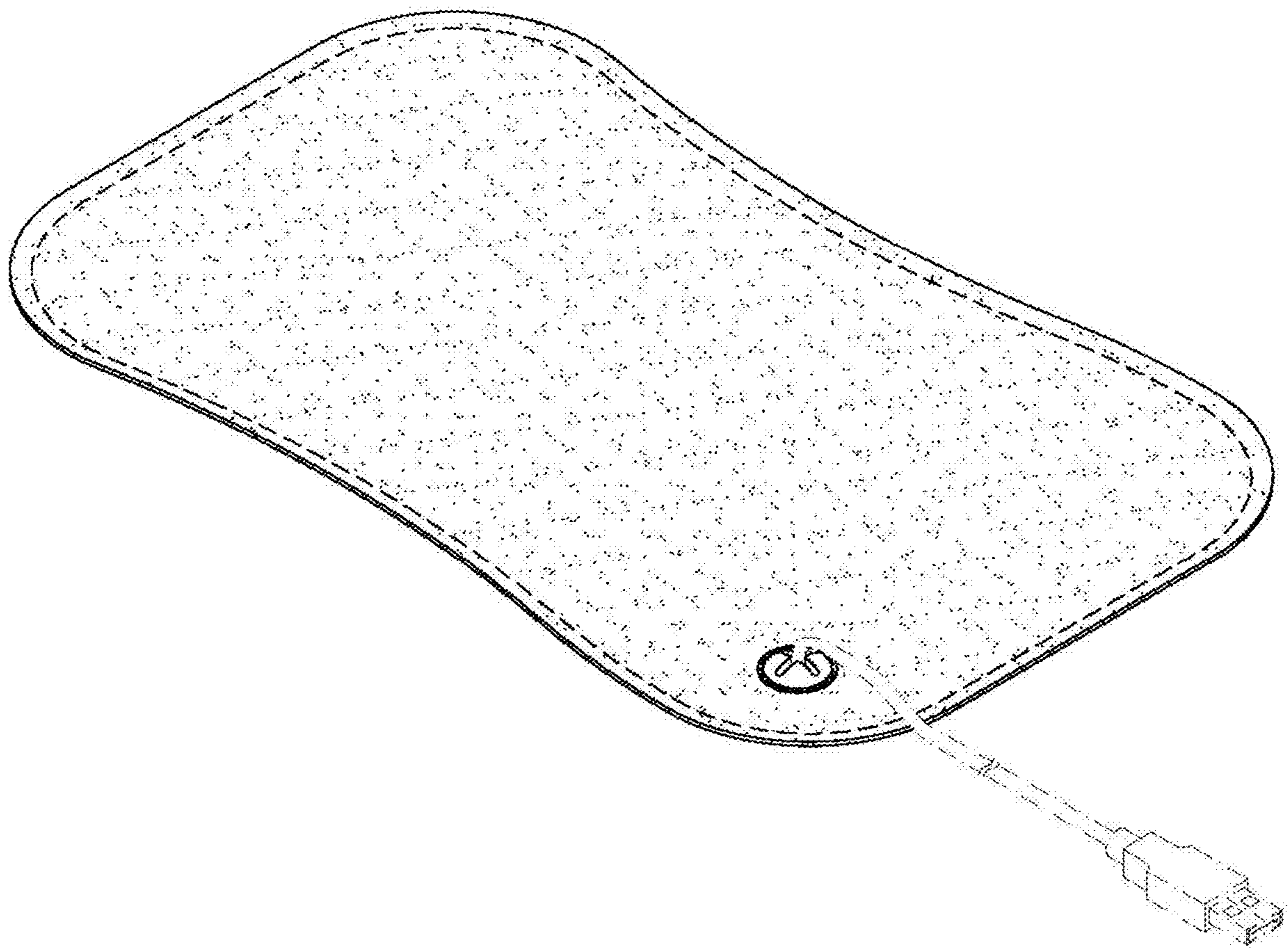


FIG. 8