



US00D954977S

(12) **United States Design Patent**
Bouma

(10) **Patent No.:** **US D954,977 S**
(45) **Date of Patent:** **** Jun. 14, 2022**

- (54) **ORTHOSIS**
- (71) Applicant: **Invent Medical Group, s.r.o.**, Ostrava (CZ)
- (72) Inventor: **Tomáš Bouma**, Ostrava (CZ)
- (73) Assignee: **Invent Medical Group, s.r.o.**, Ostrava (CZ)
- (**) Term: **15 Years**
- (21) Appl. No.: **29/743,081**
- (22) Filed: **Jul. 17, 2020**

8,002,724 B2 * 8/2011 Hu A61F 5/0127
602/27
D682,434 S * 5/2013 Heyd D24/192
D696,409 S * 12/2013 Best D24/192
D718,024 S * 11/2014 Wells D2/943
8,986,235 B2 * 3/2015 Weaver, II A61F 5/0111
602/65
D737,454 S * 8/2015 Wen D24/192
D759,255 S * 6/2016 Bradley D24/192
9,561,128 B2 * 2/2017 Joseph A61F 5/01
10,092,435 B2 * 10/2018 Heyd A61F 5/0102
D927,707 S * 8/2021 Kim D24/192

* cited by examiner

Primary Examiner — Jennifer L Watkins
(74) *Attorney, Agent, or Firm* — Kilpatrick Townsend & Stockton LLP

Related U.S. Application Data

- (63) Continuation of application No. 29/741,419, filed on Jul. 13, 2020, now Pat. No. Des. 943,754.
- (51) **LOC (13) Cl.** **24-01**
- (52) **U.S. Cl.**
USPC **D24/192**
- (58) **Field of Classification Search**
USPC D24/190–192; D29/121.1, 121.2
See application file for complete search history.

(57) **CLAIM**

The ornamental design for an orthosis, as shown and described.

DESCRIPTION


FIG. 1 is a side view of an orthosis.
 FIG. 2 is another side view of the orthosis of FIG. 1.
 FIG. 3 is an isometric view of the orthosis of FIG. 1.
 FIG. 4 is a top view of the orthosis of FIG. 1.
 FIG. 5 is a front view of the orthosis of FIG. 1; and,
 FIG. 6 is a back view of the orthosis of FIG. 1.
 The broken lines depict portions of an orthosis that form no part of the claimed design.

(56) **References Cited**

U.S. PATENT DOCUMENTS

D272,281 S * 1/1984 Alush D24/192
 D583,956 S * 12/2008 Chang D24/192
 D639,965 S * 6/2011 Wehsely-Swiczinsky
 D24/192

1 Claim, 6 Drawing Sheets



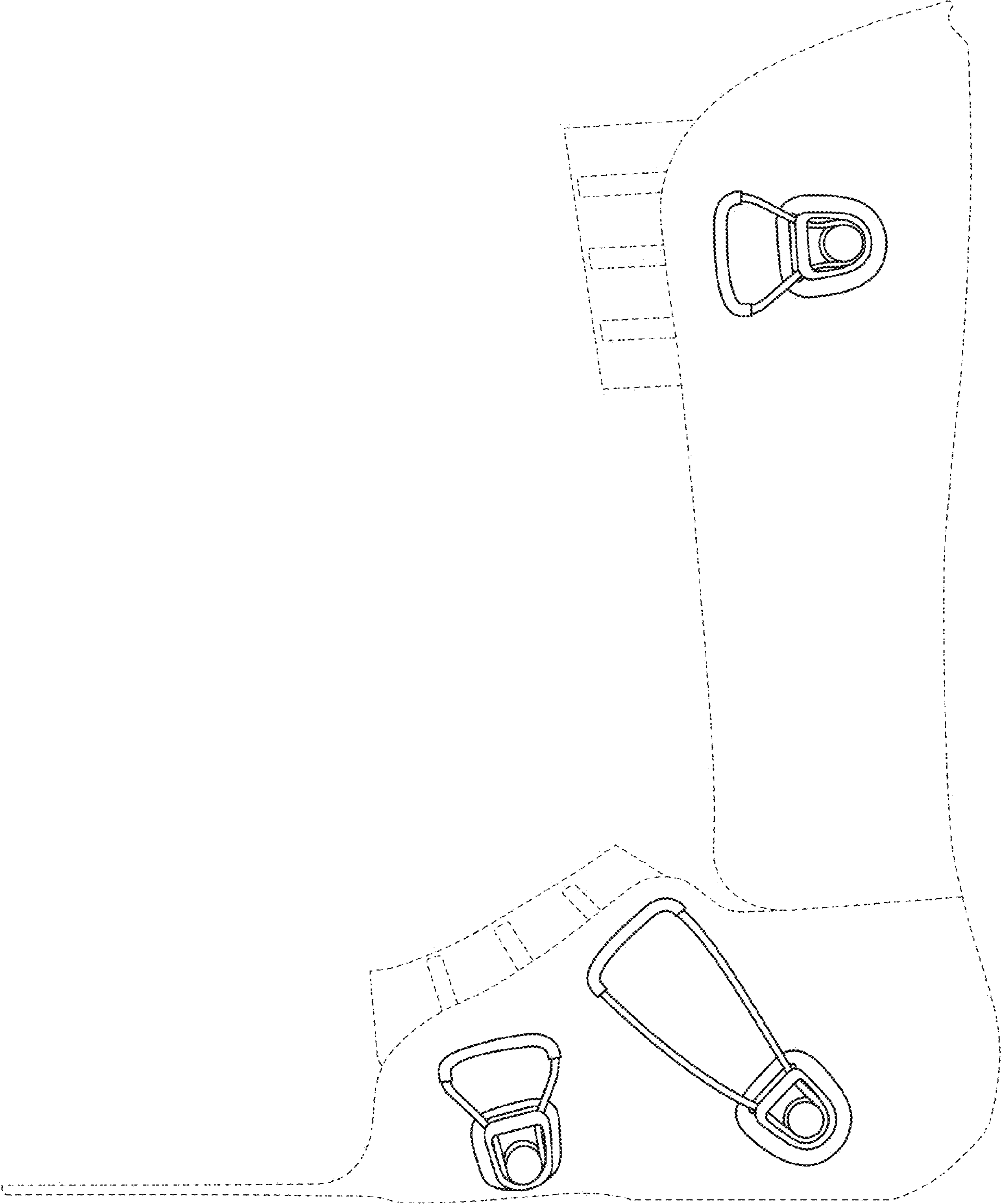


FIG. 1

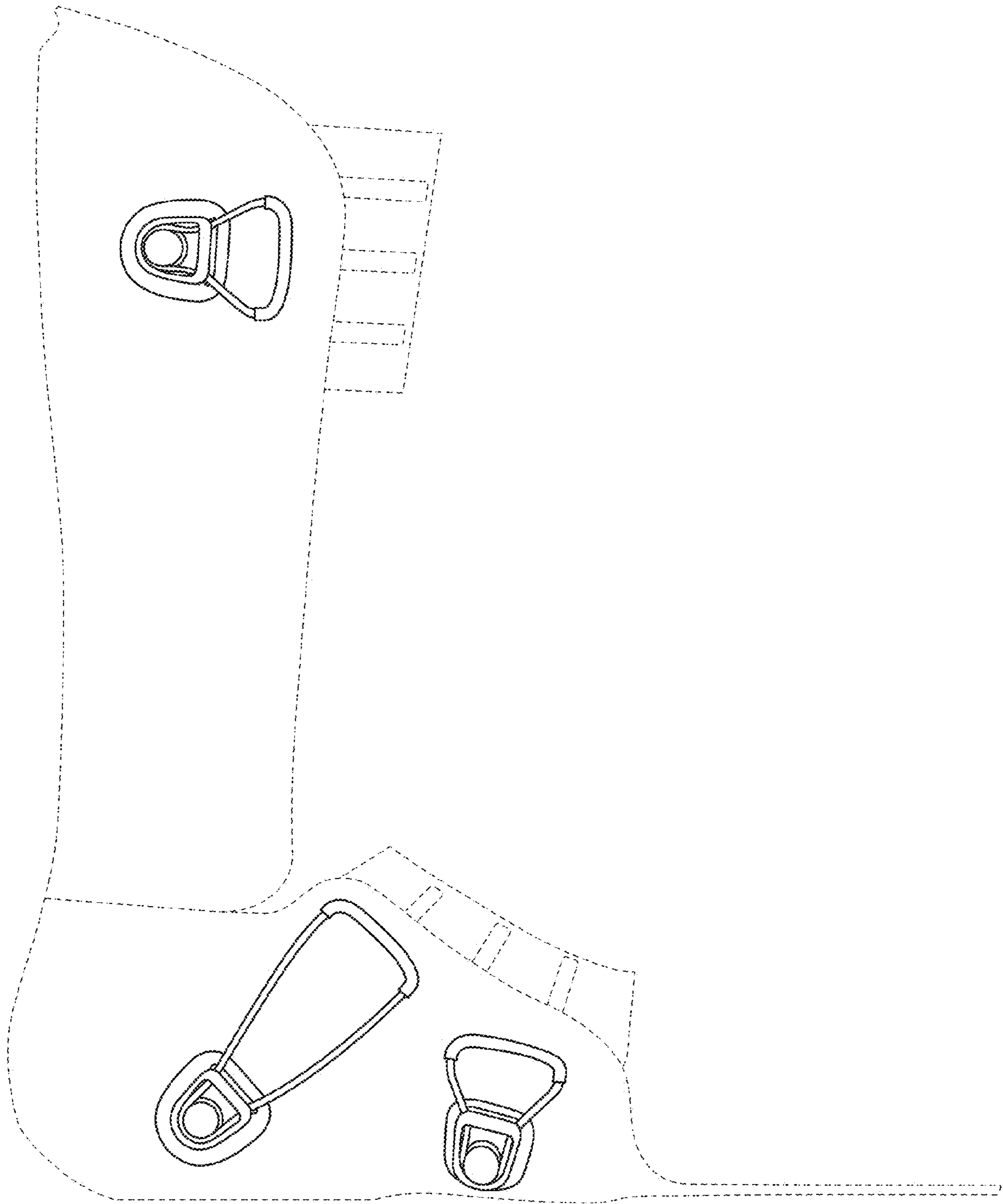


FIG. 2



FIG. 3

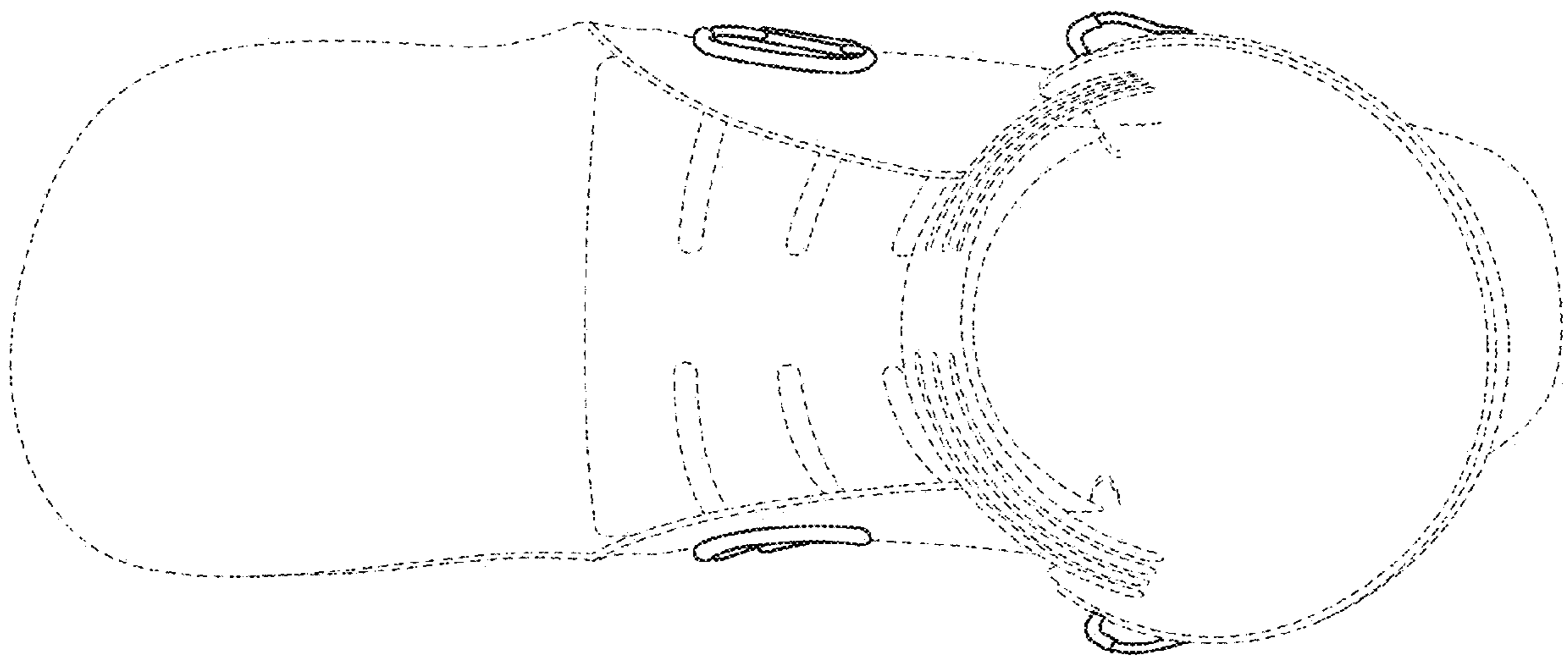


FIG. 4

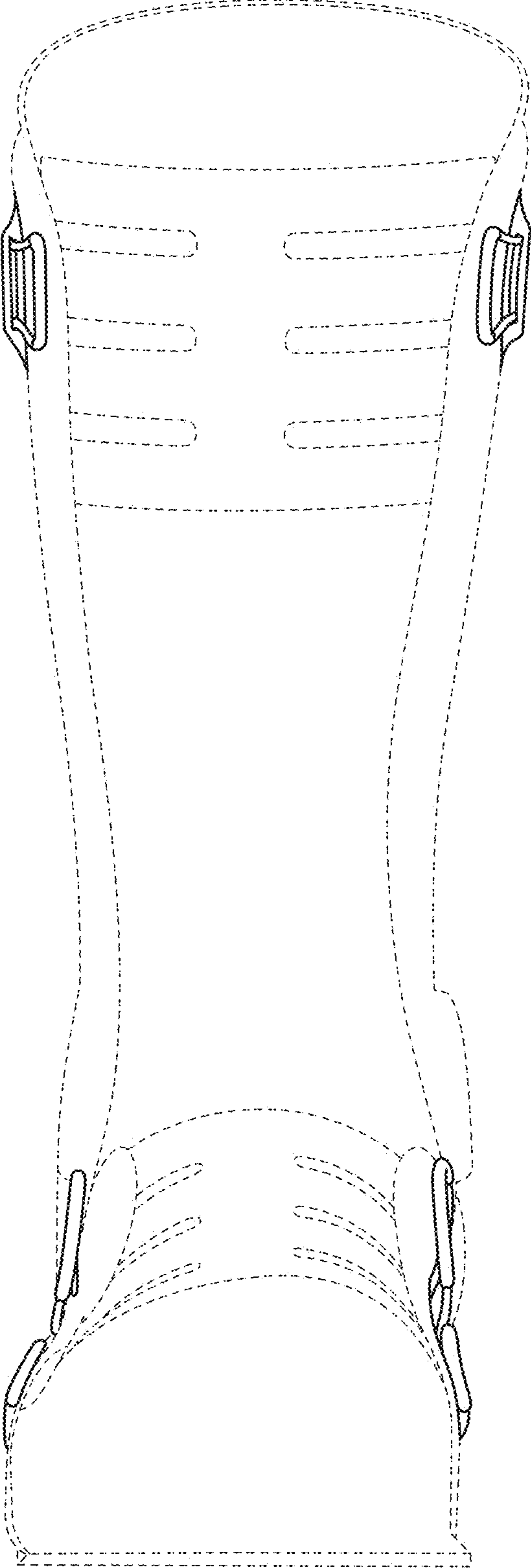


FIG. 5

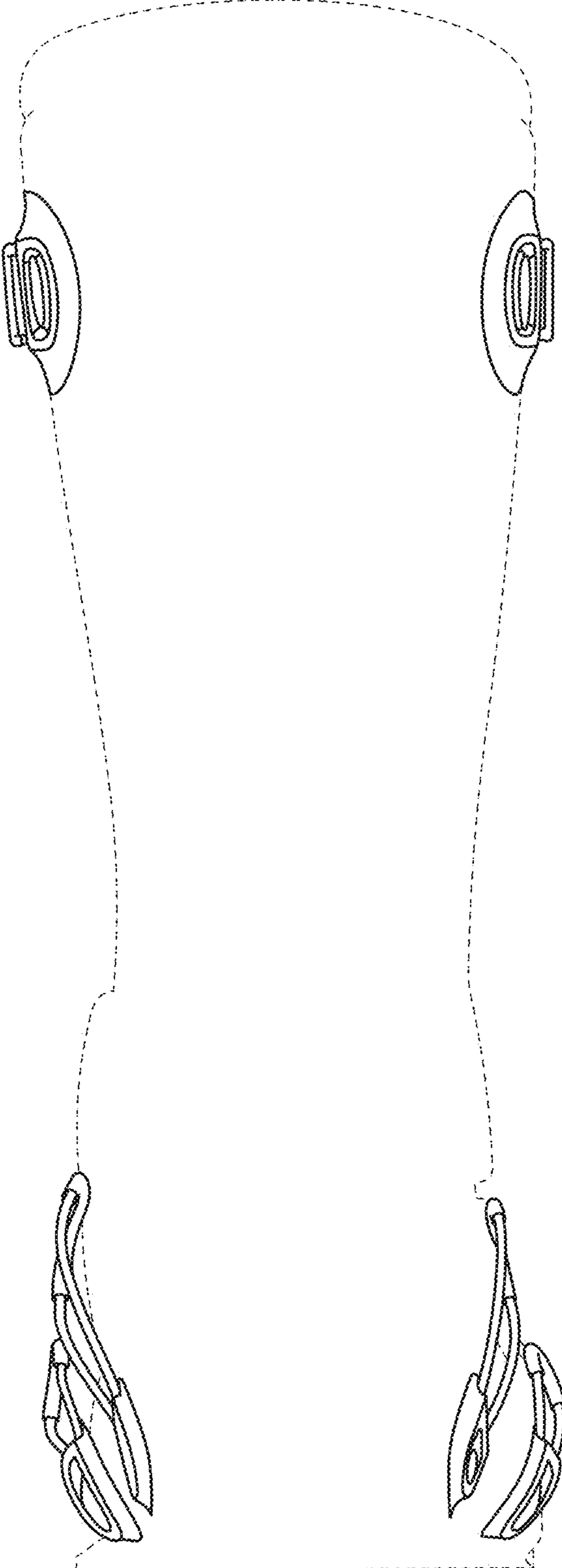


FIG. 6