



US00D954952S

(12) **United States Design Patent**
Poon et al.

(10) **Patent No.:** **US D954,952 S**
(45) **Date of Patent:** **** Jun. 14, 2022**

(54) **PROSTHESIS ELEMENT**

17/86; A61B 17/68; A61B 17/683; A61B
2017/564; A61F 2/00; A61F 2/02; A61F
(Continued)

(71) Applicant: **Limacorporate S.p.A.**, San Daniele del
Friuli (IT)

(72) Inventors: **Peter Channel Poon**, Auckland (NZ);
Rolando Izquierdo, Crystal Lake, IL
(US); **Kurt Bormann**, Columbia, MO
(US); **Andrea Fattori**, San Daniele del
Friuli (IT); **Michele Pressacco**, San
Daniele del Friuli (IT); **Nicola Del
Negro**, San Daniele del Friuli (IT)

(56) **References Cited**

U.S. PATENT DOCUMENTS

6,361,569 B1 * 3/2002 Slemker A61F 2/76
623/33
9,421,106 B2 * 8/2016 Splieth A61F 2/4081
(Continued)

(73) Assignee: **Limacorporate S.p.A.**, San Daniele del
Friuli (IT)

(**) Term: **15 Years**

(21) Appl. No.: **29/734,839**

(22) Filed: **May 15, 2020**

(30) **Foreign Application Priority Data**

Nov. 18, 2019 (EM) 007253661-0003

(51) **LOC (13) Cl.** **24-03**

(52) **U.S. Cl.**
USPC **D24/155**

(58) **Field of Classification Search**
USPC D2/617; D3/201, 203.1, 203.6, 203.7,
D3/304, 306, 314; D8/382; D14/205,
D14/223; D15/199; D24/101, 102, 104,
D24/133, 141, 155, 171, 188, 190, 193,
D24/194, 196, 216, 224, 227, 228, 229,
D24/135, 152, 231; D29/123; D28/76,
D28/85
CPC .. A41D 19/00; A41D 19/0017; A41D 19/015;
A41D 19/0055; A61B 17/80; A61B
2017/00292; A61B 2017/00796; A61B
2017/00969; A61B 50/30; A61B 50/33;
A61B 17/8033; A61B 17/8038; A61B
17/8042; A61B 17/8047; A61B 17/8052;
A61B 17/8057; A61B 17/8061; A61B

OTHER PUBLICATIONS

Research Gate, "Improvements in survival of the uncemented
Nottingham Total Shoulder prosthesis", first available Feb. 2007.
(https://www.researchgate.net/figure/The-Nottingham-TSR-total-shoulder-arthroplasty-prosthetic-design-with-glenoid-base-plate_fig3_6155122) (Year: 2007).*

(Continued)

Primary Examiner — Lauren D McVey

Assistant Examiner — Justin A Johnson

(74) *Attorney, Agent, or Firm* — Akerman LLP

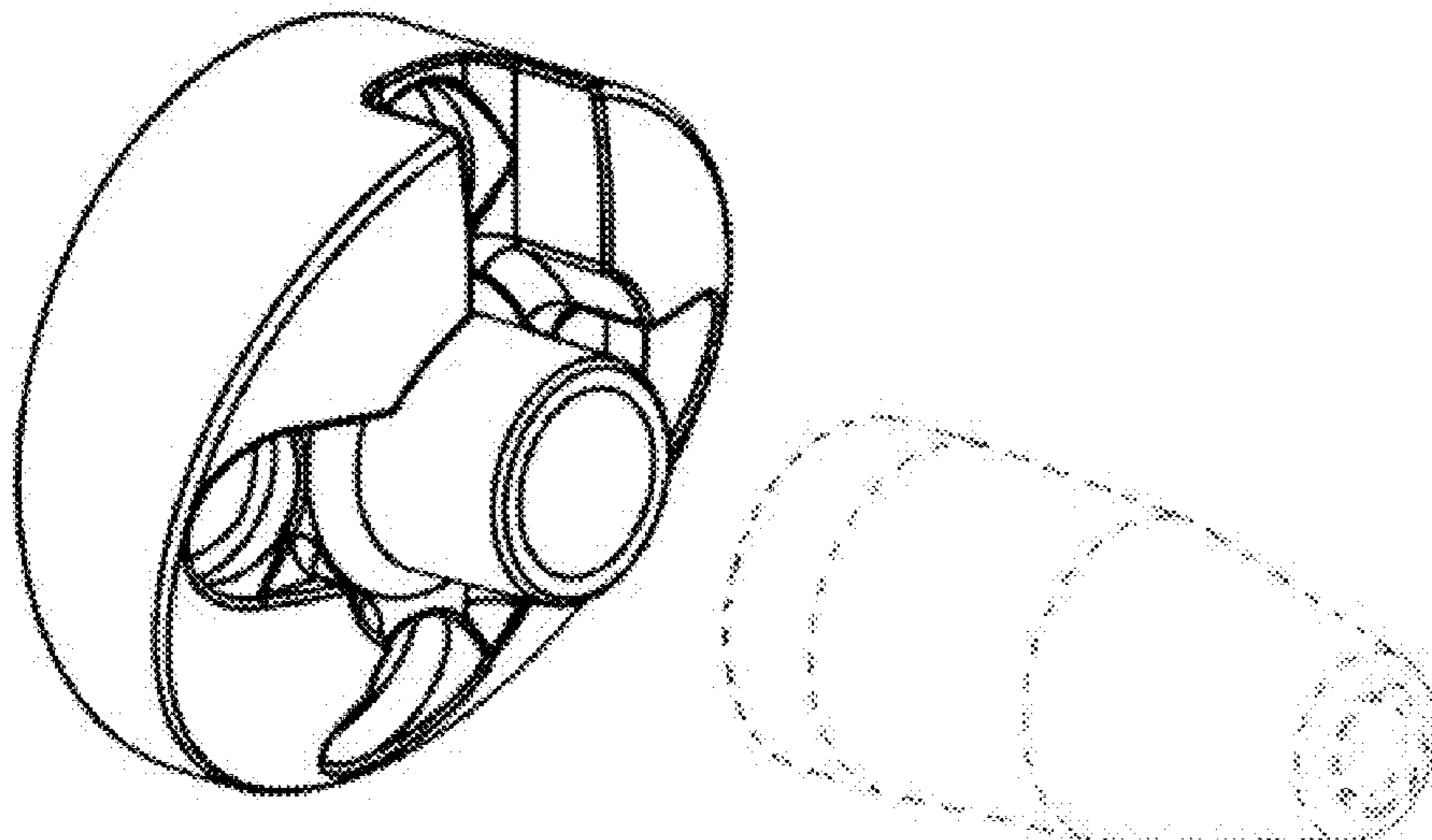
(57) **CLAIM**

We claim the ornamental design for a prosthesis element, as
shown and described.

DESCRIPTION

FIG. 1 is a perspective view of the prosthesis element,
showing our new, original and ornamental design;
FIG. 2 is a top view thereof;
FIG. 3 is a bottom view thereof;
FIG. 4 is a side view thereof;
FIG. 5 is an other side view thereof;
FIG. 6 is a front view thereof; and,
FIG. 7 is a back view thereof.
The broken lines illustrate portions of the prosthesis element
and form no part of the claimed design.

1 Claim, 4 Drawing Sheets



(58) **Field of Classification Search**

CPC 2002/046; A61F 2/12; A61F 2/20; A61F 2/203; A61F 2/26; A61F 2/28; A61F 2002/2853; A61F 2/30; A61F 2/50; A61F 2002/5038; A61F 2002/5058; A61F 2002/5064; A61F 2/52; A61F 2002/526; A61F 2/54; A61F 2/58; A61F 2/583; A61F 2/60; A61F 2/604; A61F 2/64; A61F 2/66; A61F 2002/2214; A61F 2002/6621; A61F 2002/6628; A61F 2/82; A61F 2/86; A61F 2/88; A61F 2/885; A61F 2/4014; A61F 2002/4018; A61F 2002/4022; A61F 2002/4029; A61F 2002/4033; A61F 2002/4037; A61F 2002/4044; A61F 2002/4051; A61F 2/4059; A61F 2002/4062; A61F 2020/4066; A61F 2002/407; A61F 2002/4074; A61F 2002/4077; A61F 2/4081; A61F 2002/4085; A61F 2002/4088; A61F 2002/4092; A61F 2002/4096; A61F 2/442; A61F 2/4425; A61F 2/4455; A61F 2/4465; A61F 2/447; A61F 2/4611; A61F 2002/2817; A61F 2002/2835; A61F 2002/3083; A61F 2002/30092; A61F 2002/30523; A61F 2002/30538; A61F 2/30771; A61F 2/30942; A61F 2002/30617; A61F 2002/30774; A61F 2002/30784; A61F 2002/30892; A61F 2002/30828; A61F 2002/3008; A61F 2002/30428; A61F 2002/30471; A61F 2002/30507; A61F 2002/30904; A61F 2002/30421; A61F 2002/443; A61F 2/307449; A61F 2002/30332; A61F 2002/30336; A61F 2002/30349; A61F 2002/30367; A61F 2002/305; A61F 2002/30878; A61N 1/05; A61N 1/0551; A61N 1/20; A61M 16/04

See application file for complete search history.

(56) **References Cited**

U.S. PATENT DOCUMENTS

D875,936 S * 2/2020 Martin D24/155
 D908,874 S * 1/2021 Conklin D24/155

D919,089 S * 5/2021 Termanini D24/155
 D921,200 S * 6/2021 Radzinsky D24/155
 D926,982 S * 8/2021 Blain D24/155
 D938,034 S * 12/2021 Knox D24/155
 2003/0225459 A1 * 12/2003 Hammer A61L 27/18
 623/23.72
 2009/0149961 A1 * 6/2009 Dallmann A61F 2/4081
 623/19.11
 2010/0217399 A1 * 8/2010 Groh A61F 2/4081
 623/19.11
 2012/0209392 A1 * 8/2012 Angibaud A61F 2/4081
 623/19.11
 2013/0150973 A1 * 6/2013 Splieth A61F 2/4081
 623/19.11
 2013/0261751 A1 * 10/2013 Lappin A61F 2/4014
 623/19.11
 2013/0325131 A1 * 12/2013 Roche A61F 2/4014
 623/19.13
 2015/0265411 A1 * 9/2015 Deransart A61F 2/4014
 623/19.14
 2015/0305877 A1 * 10/2015 Gargac A61F 2/4081
 623/19.11
 2018/0021150 A1 * 1/2018 Harper A61F 2/4637
 623/19.11
 2020/0289180 A1 * 9/2020 Martin A61B 17/685

OTHER PUBLICATIONS

Research Gate, “Revision of the Loose Glenoid Component in Anatomic Total Shoulder Arthroplasty”, first available Dec. 2013. (https://www.researchgate.net/figure/Examples-of-augmented-glenoid-components-A-8-Equinox-posterior-augment_fig3_259314131) (Year: 2013).*

Zimmer Biomet, “Reverse Shoulder system Augmented Baseplate”, first available Feb. 2018. (<https://www.zimmerbiomet.com/content/dam/zimmer-biomet/medical-professionals/000-surgical-techniques/shoulder/comprehensive-reverse-shoulder-augmented-baseplate-surgical-technique-addendum.pdf>) (Year: 2018).*

Lima Corporate, “Technology”, first available Mar. 24, 2021. (<https://web.archive.org/web/20210324083718/https://limacorporate.com/en/healthcare-professionals/rnd.html>) (Year: 2021).*

* cited by examiner

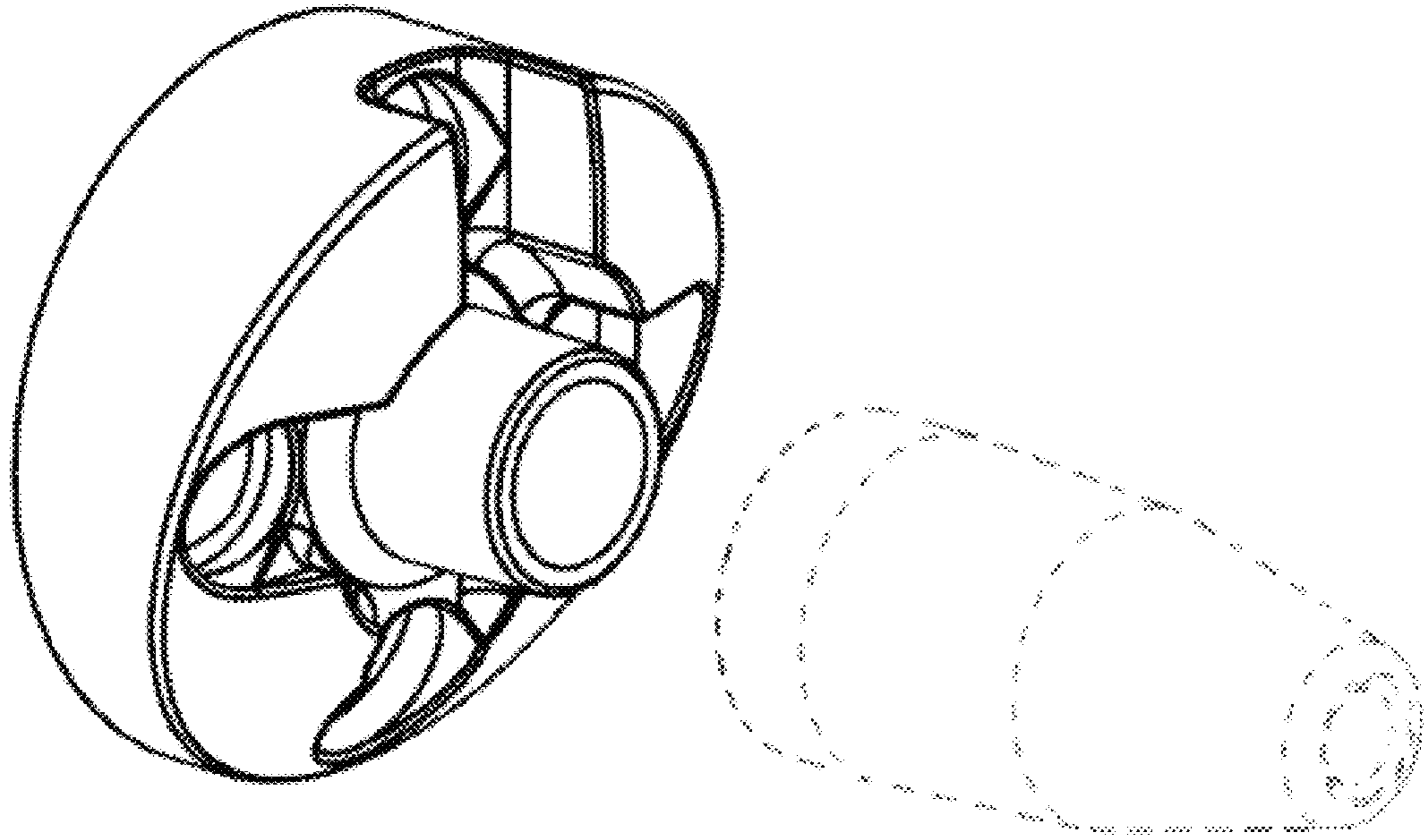


FIGURE 1

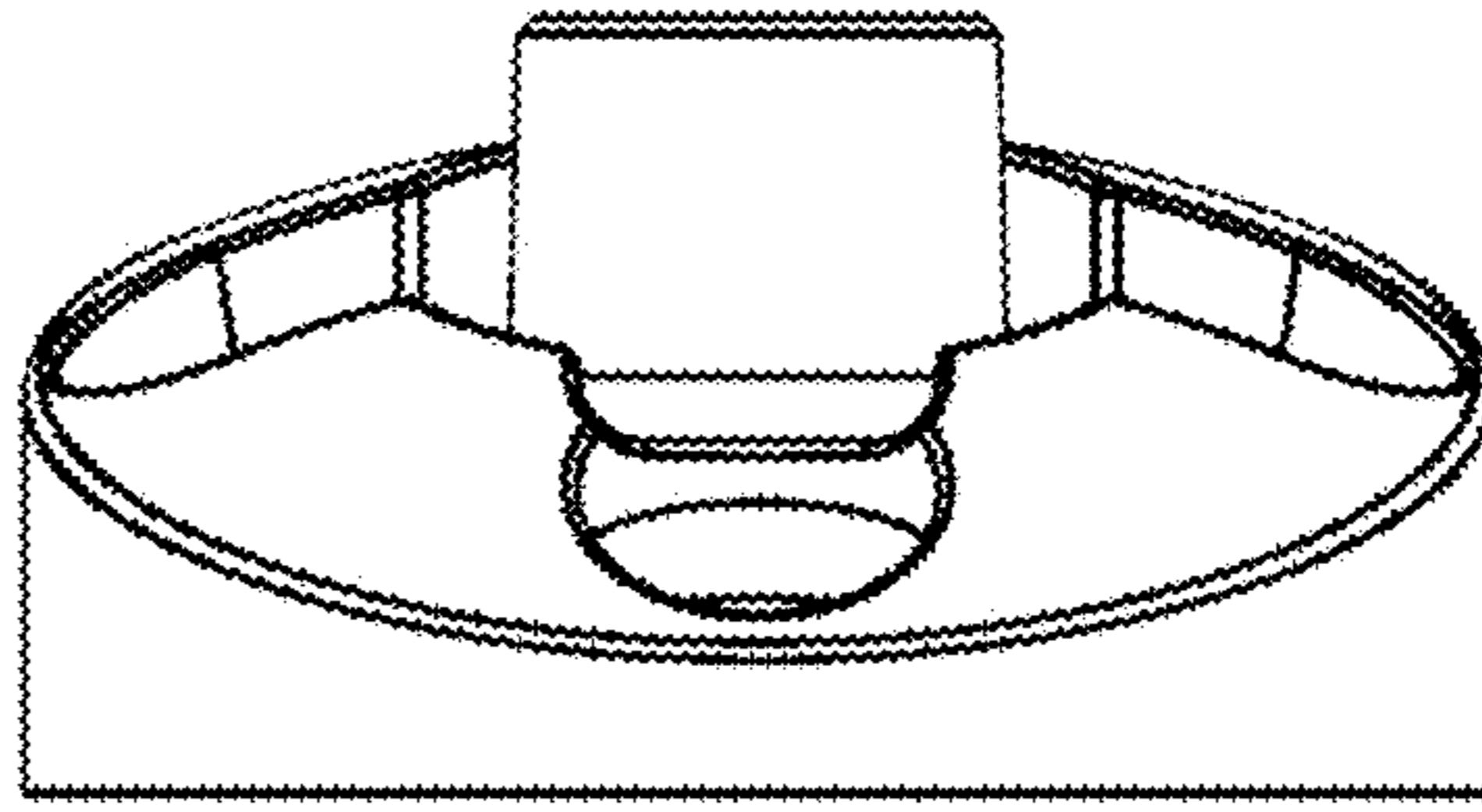


FIGURE 2

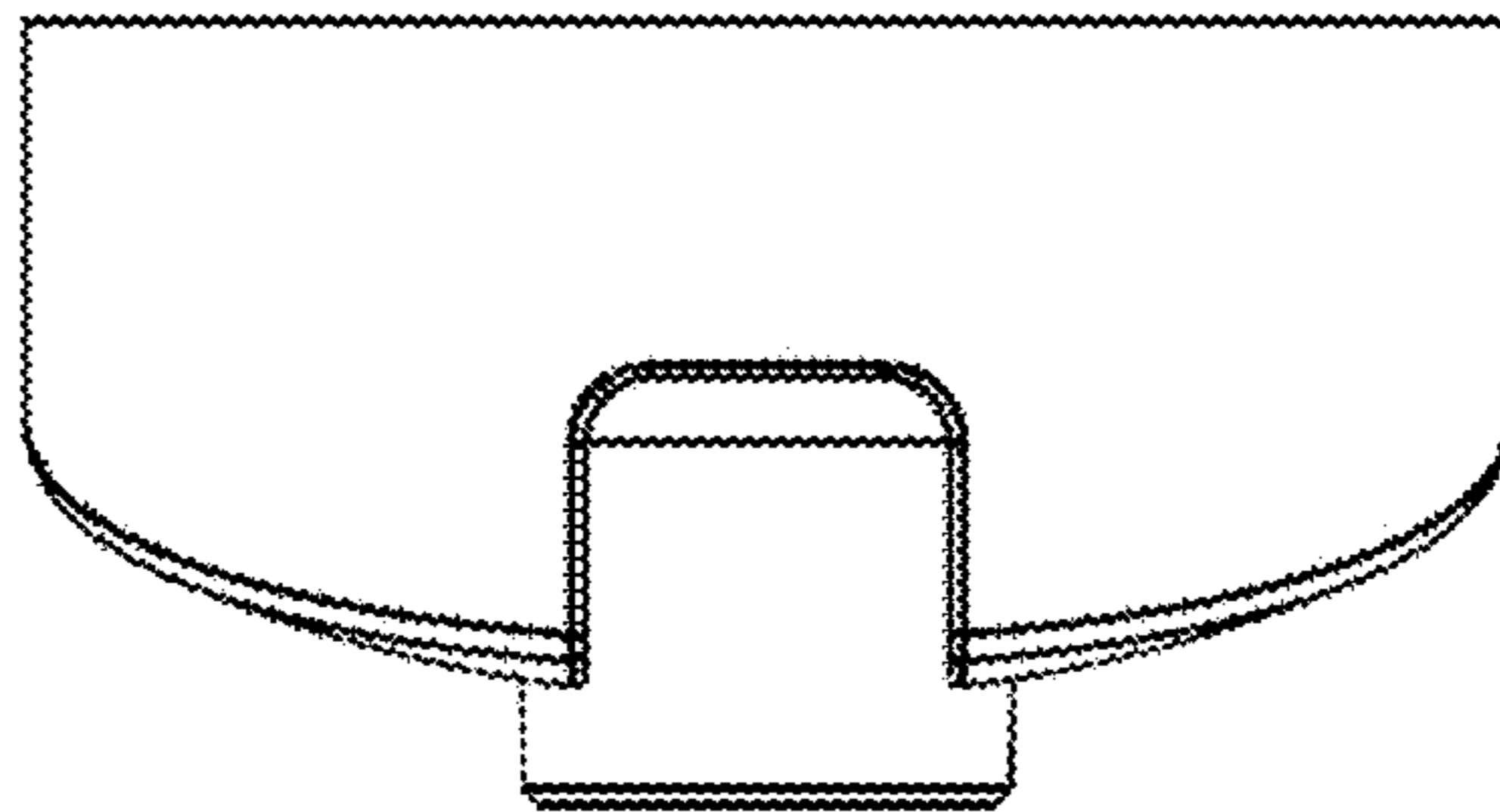


FIGURE 3

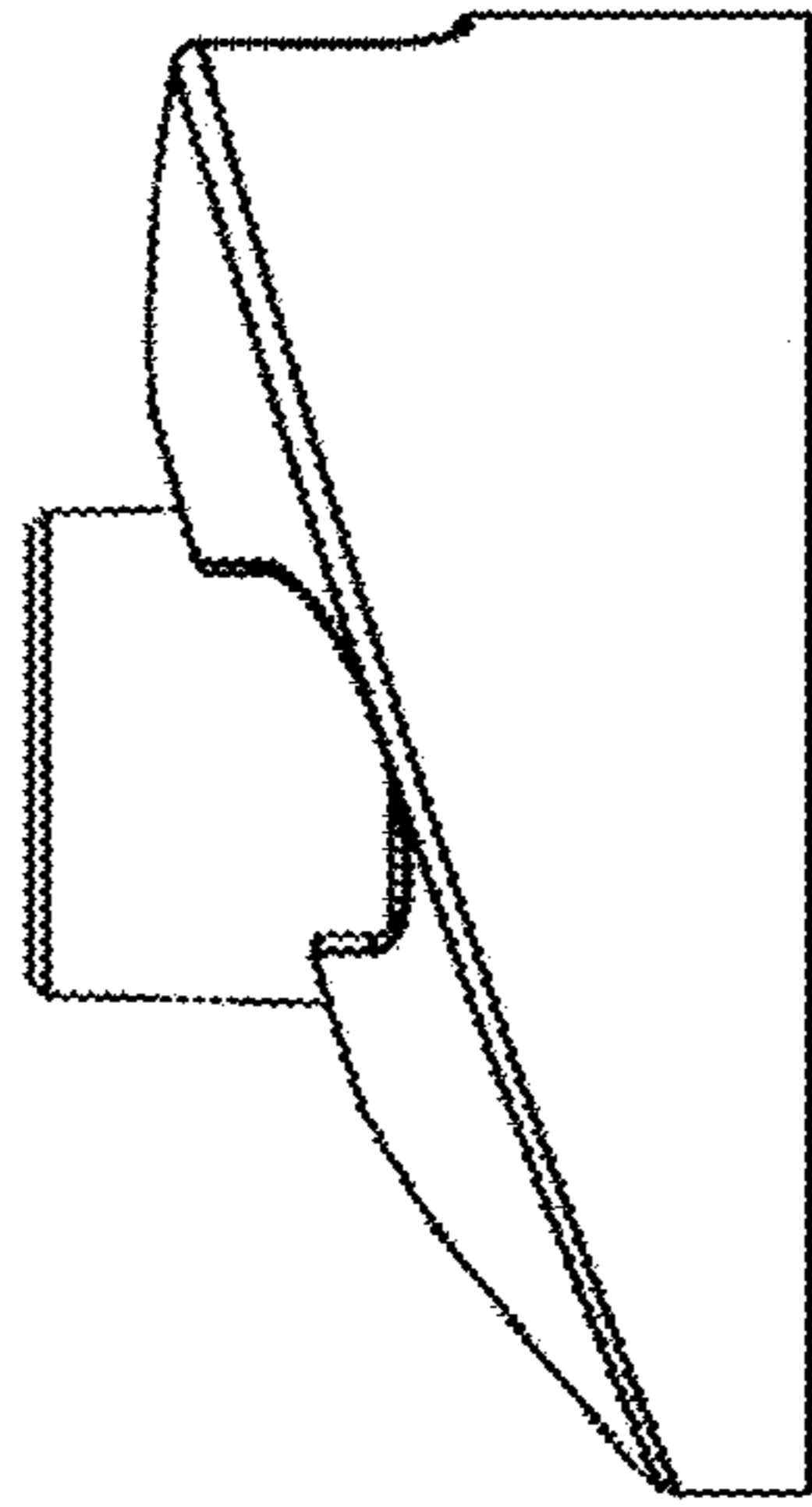


FIGURE 4

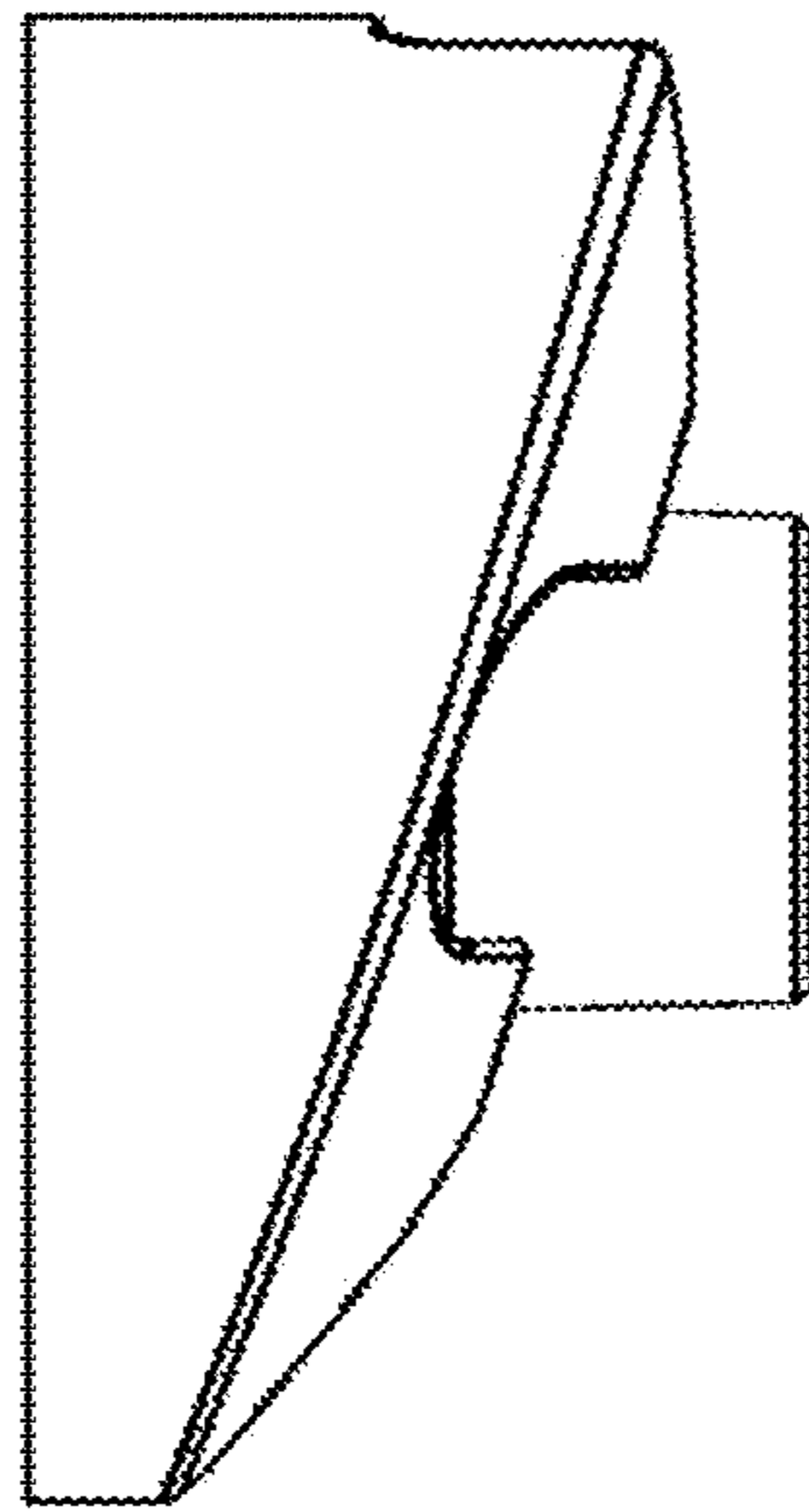


FIGURE 5

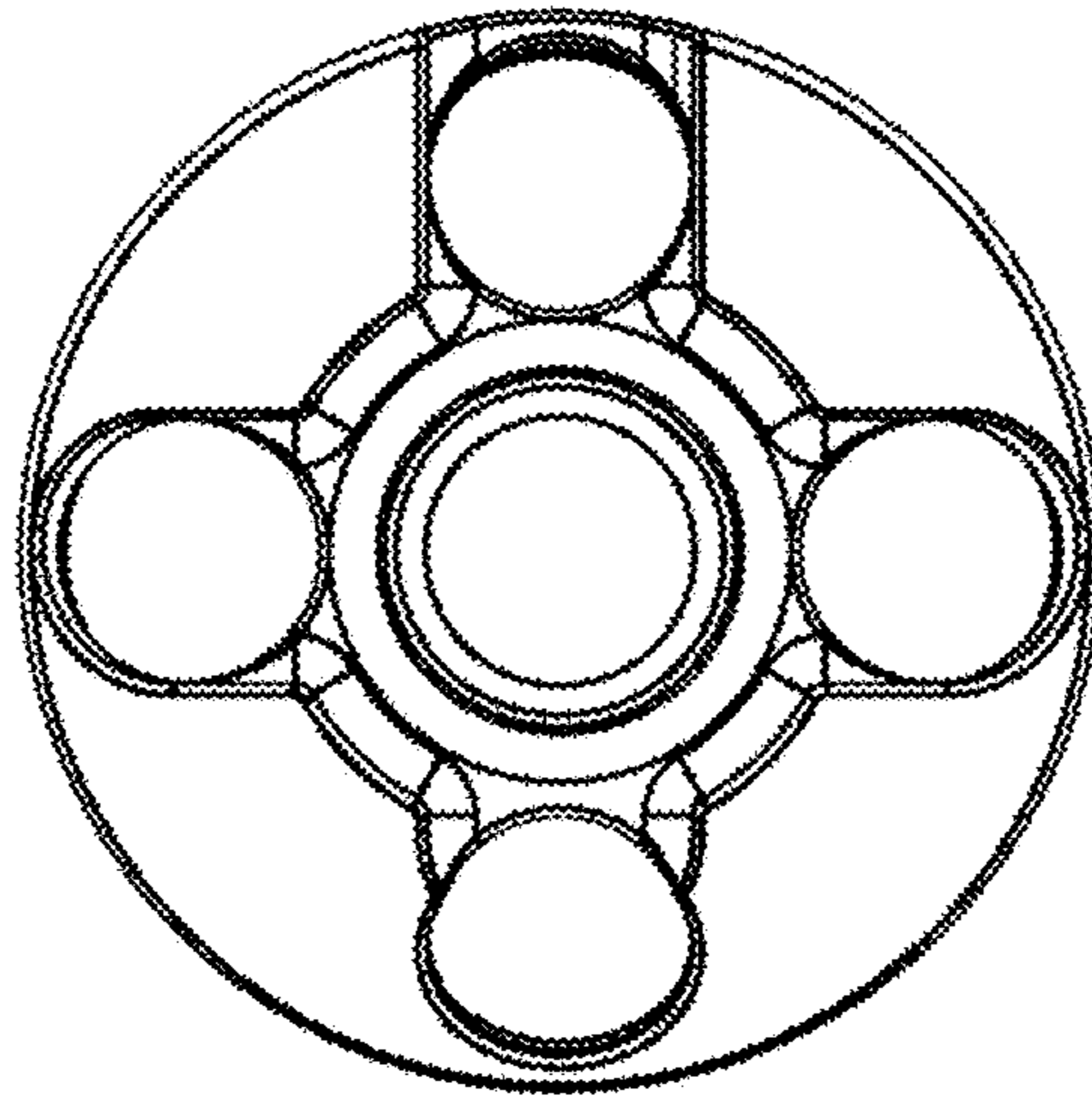


FIGURE 6

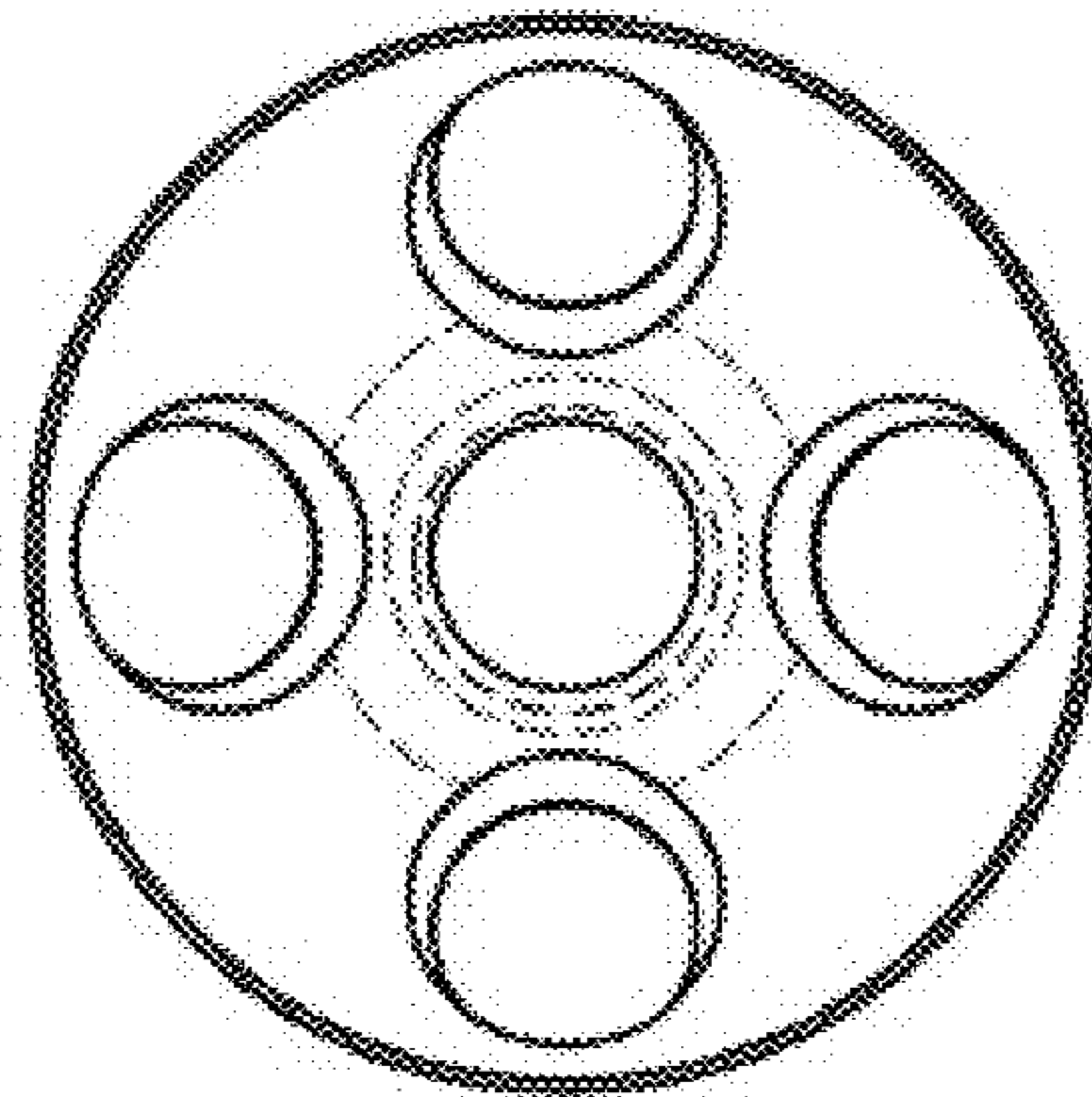


FIGURE 7