



US00D954919S

(12) **United States Design Patent**
Otsuka et al.

(10) **Patent No.:** **US D954,919 S**

(45) **Date of Patent:** **** Jun. 14, 2022**

(54) **TOILET SEAT**

(71) Applicant: **TOTO Ltd.**, Kitakyushu (JP)

(72) Inventors: **Kazuki Otsuka**, Kitakyushu (JP);
Hiroshi Shimoda, Kitakyushu (JP)

(73) Assignee: **TOTO Ltd.**, Kitakyushu (JP)

(**) Term: **15 Years**

(21) Appl. No.: **29/821,241**

(22) Filed: **Dec. 28, 2021**

Related U.S. Application Data

(62) Division of application No. 29/753,434, filed on Sep. 30, 2020.

(51) **LOC (13) Cl.** **23-02**

(52) **U.S. Cl.**
USPC **D23/311**

(58) **Field of Classification Search**
USPC D23/295–296, 300–301, 311–312
See application file for complete search history.

(56) **References Cited**

U.S. PATENT DOCUMENTS

D382,946 S 8/1997 Kawamura et al.
D484,223 S 12/2003 Tani

D608,426 S 1/2010 Ando et al.
D622,368 S 8/2010 Takahashi et al.
D704,317 S 5/2014 Shinozaki et al.
D844,121 S 3/2019 Shigeta et al.
D862,666 S 10/2019 Song et al.
2017/0003401 A1 11/2017 Stevenson et al.

Primary Examiner — Robert A Delehanty

(74) *Attorney, Agent, or Firm* — Banner & Witcoff, Ltd.

(57) **CLAIM**

The ornamental design for a toilet seat, as shown and described.

DESCRIPTION

FIG. 1 is a perspective view of a toilet seat showing our new design;

FIG. 2 is a front view thereof;

FIG. 3 is a rear view thereof;

FIG. 4 is a left side view thereof;

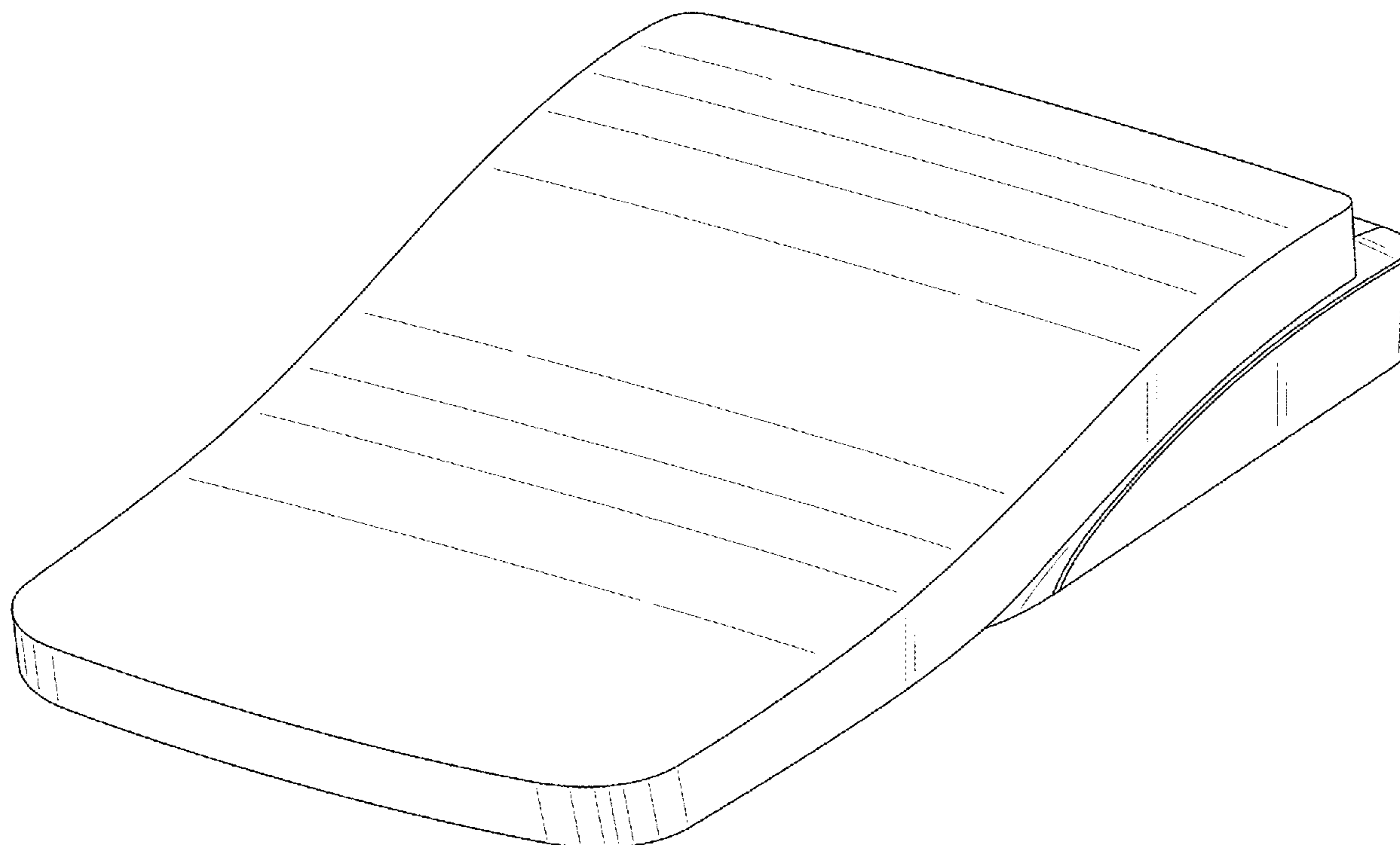
FIG. 5 is a right side view thereof;

FIG. 6 is a top view thereof; and,

FIG. 7 is a bottom view thereof.

The broken lines in the figures show features that form no part of the claimed design.

1 Claim, 5 Drawing Sheets



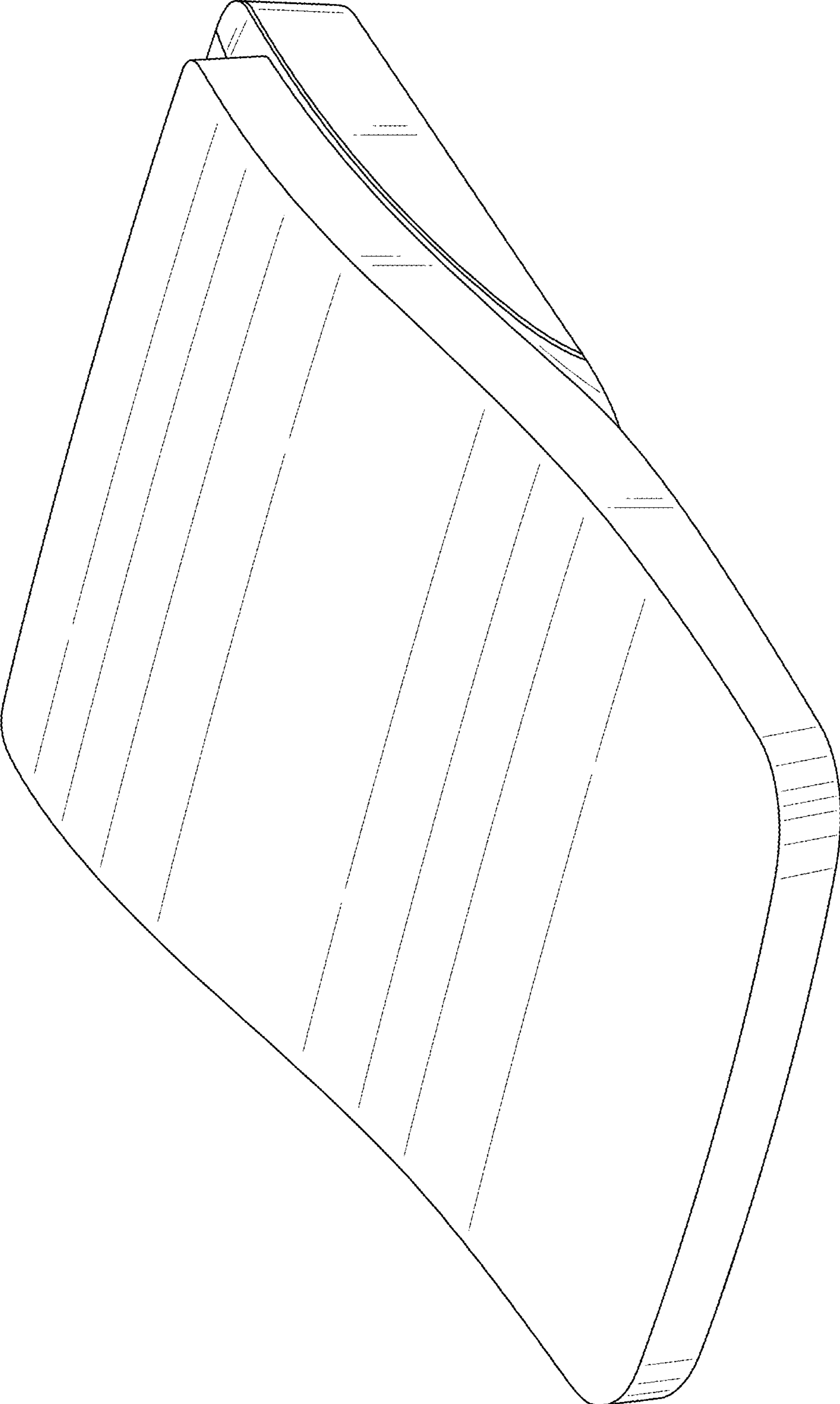


FIG. 1




FIG. 2




FIG. 3

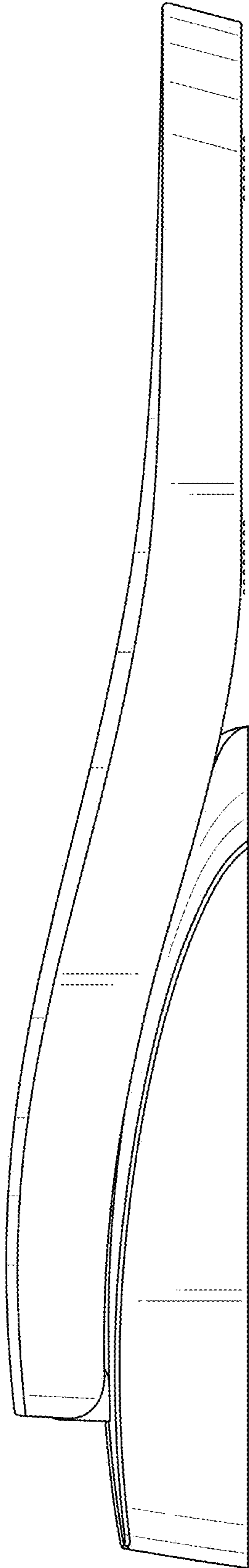


FIG. 4



FIG. 5




FIG. 6

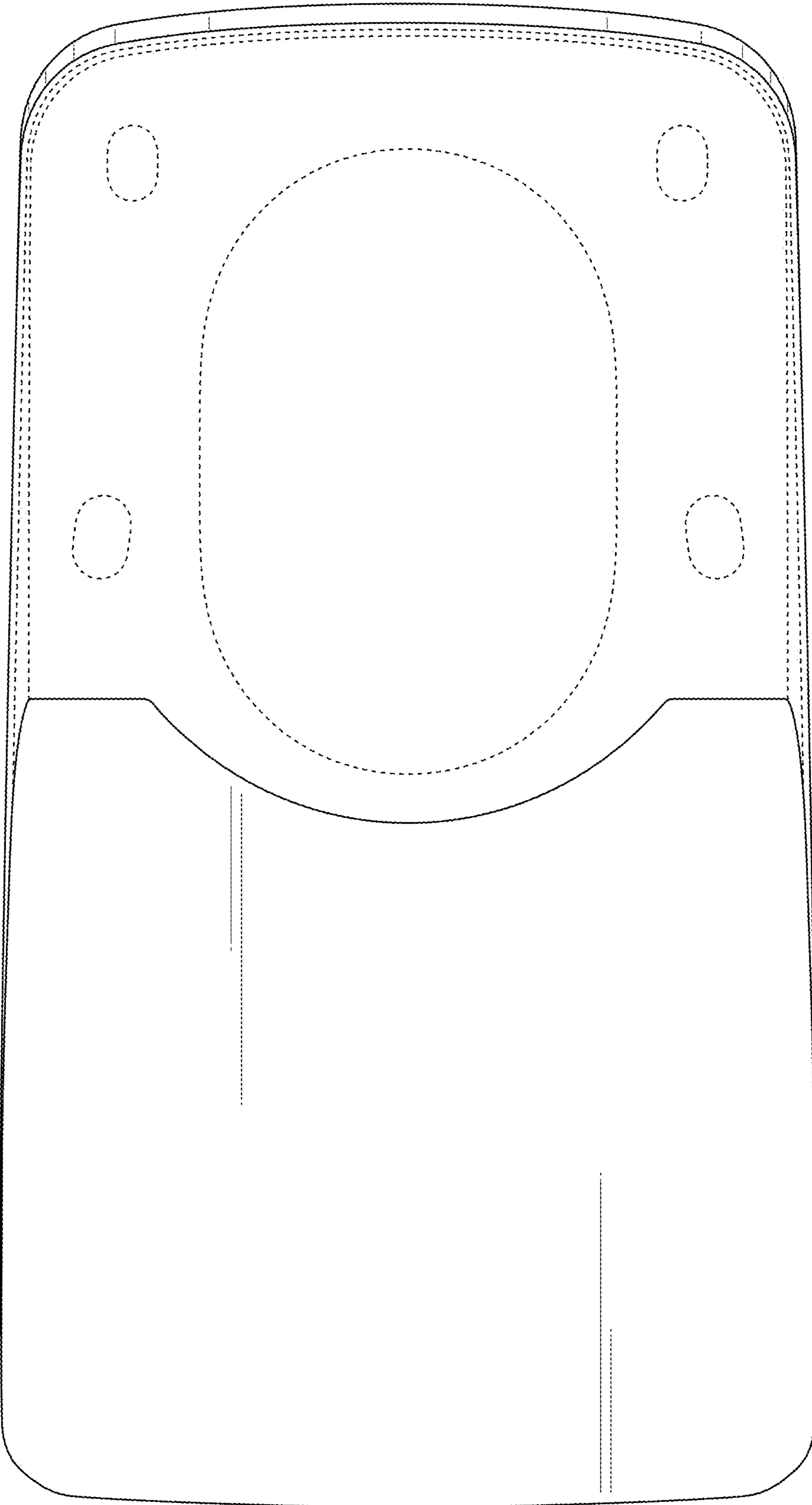


FIG. 7