



US00D954907S

(12) **United States Design Patent**  
**Johnson**

(10) **Patent No.:** **US D954,907 S**  
(45) **Date of Patent:** **\*\* Jun. 14, 2022**

(54) **FAUCET**

(71) Applicant: **Kohler Co.**, Kohler, WI (US)

(72) Inventor: **Drew Johnson**, Sheboygan, WI (US)

(73) Assignee: **KOHLER CO.**, Kohler, WI (US)

(\*\*) Term: **15 Years**

(21) Appl. No.: **29/820,610**

(22) Filed: **Dec. 22, 2021**

**Related U.S. Application Data**

(62) Division of application No. 29/780,331, filed on Apr. 23, 2021, now Pat. No. Des. 941,438, which is a division of application No. 29/745,332, filed on Aug. 5, 2020, now Pat. No. Des. 920,484, which is a division of application No. 29/674,115, filed on Dec. 19, 2018, now Pat. No. Des. 895,067.

(51) **LOC (13) Cl.** ..... **23-01**

(52) **U.S. Cl.**  
USPC ..... **D23/238**

(58) **Field of Classification Search**  
USPC ..... D23/238-243, 255-257  
CPC ..... Y10T 137/9464; Y10T 137/6014; Y10T  
137/6017

See application file for complete search history.

(56) **References Cited**

**U.S. PATENT DOCUMENTS**

D576,705 S *	9/2008	McKeone	.....	D23/238
D577,421 S *	9/2008	Williams	.....	D23/238
D589,121 S *	3/2009	McKeone	.....	D23/238
D599,893 S *	9/2009	Sieger	.....	D23/255
D632,363 S *	2/2011	McKeone	.....	D23/238
D641,454 S *	7/2011	McKeone	.....	D23/238
8,061,386 B2 *	11/2011	Mueller	.....	E03C 1/0404
				285/281
D702,322 S *	4/2014	Sieger	.....	D23/238

D721,791 S *	1/2015	Bahler	.....	D23/252
D815,249 S *	4/2018	Kuang	.....	D23/238
D820,399 S *	6/2018	Garland	.....	D23/238
D839,394 S *	1/2019	Mai	.....	D23/255
D848,578 S *	5/2019	Garland	.....	D23/255
D853,528 S *	7/2019	Eads	.....	D23/239
D857,166 S *	8/2019	Spangler	.....	D23/238
D867,532 S *	11/2019	Liao	.....	D23/238
D908,844 S *	1/2021	Johnson	.....	D23/257
D937,986 S *	12/2021	Lazarini	.....	D23/252

**OTHER PUBLICATIONS**

Foreign Action other than Search Report on EM 006319414 dated Apr. 3, 2019.

\* cited by examiner

*Primary Examiner* — Robert A Delehanty

(74) *Attorney, Agent, or Firm* — Foley & Lardner LLP

(57) **CLAIM**

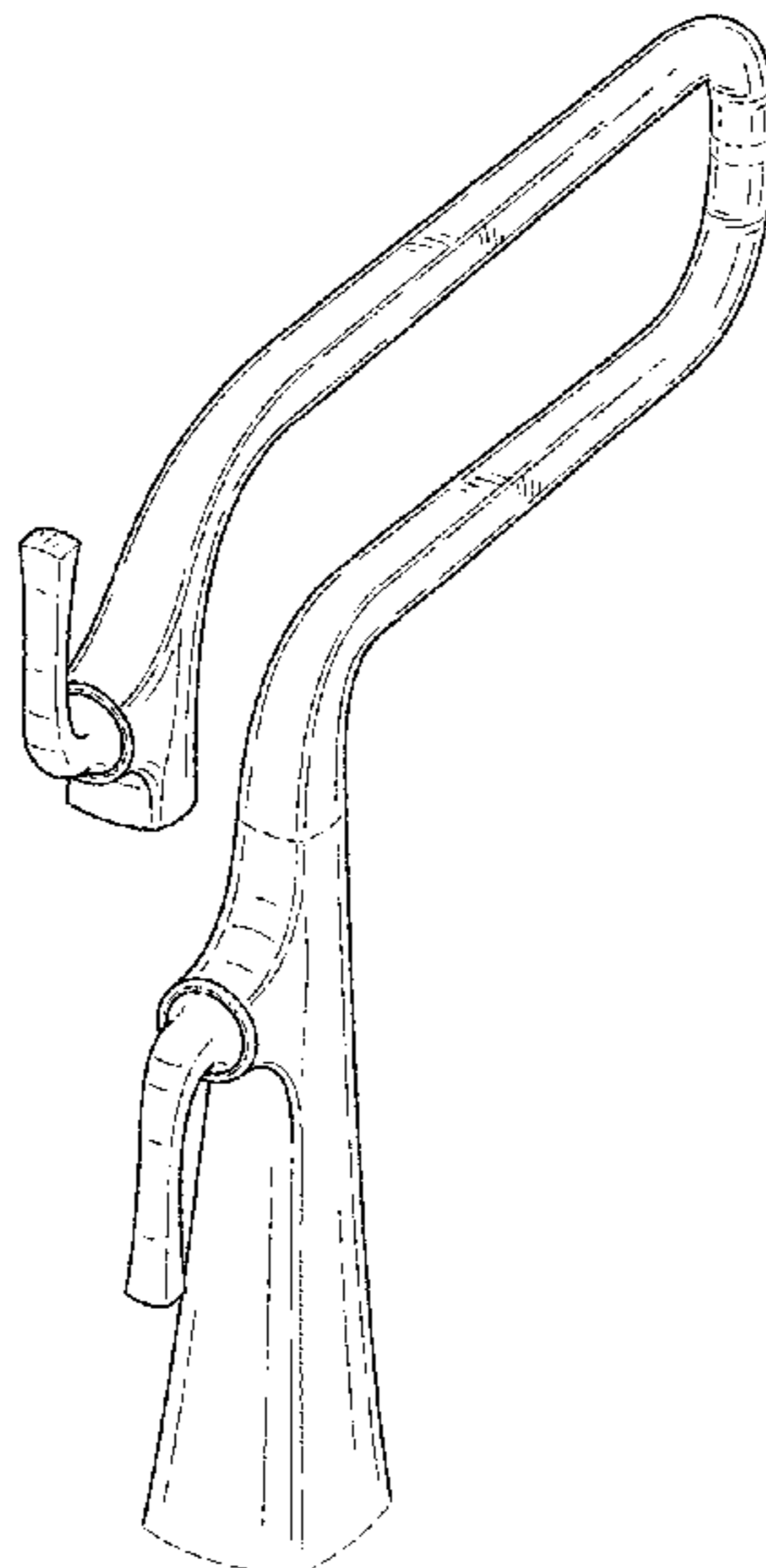
I claim the ornamental design for a faucet, as shown and described.

**DESCRIPTION**

FIG. 1 is a perspective view of the claimed design; FIG. 2 is a rear view of the design of FIG. 1; FIG. 3 is a front view of the design of FIG. 1; FIG. 4 is a side view of the design of FIG. 1; FIG. 5 is another side view of the design of FIG. 1; FIG. 6 is a top view of the design of FIG. 1; and, FIG. 7 is a bottom view of the design of FIG. 1.

The ornamental design which is claimed is shown in solid lines in the drawings. The broken lines in the drawings are for illustrative purposes only and form no part of the claimed design. Broken lines formed of unequal length dashes (i.e., dash-dot) define bounds of the claimed design.

**1 Claim, 5 Drawing Sheets**



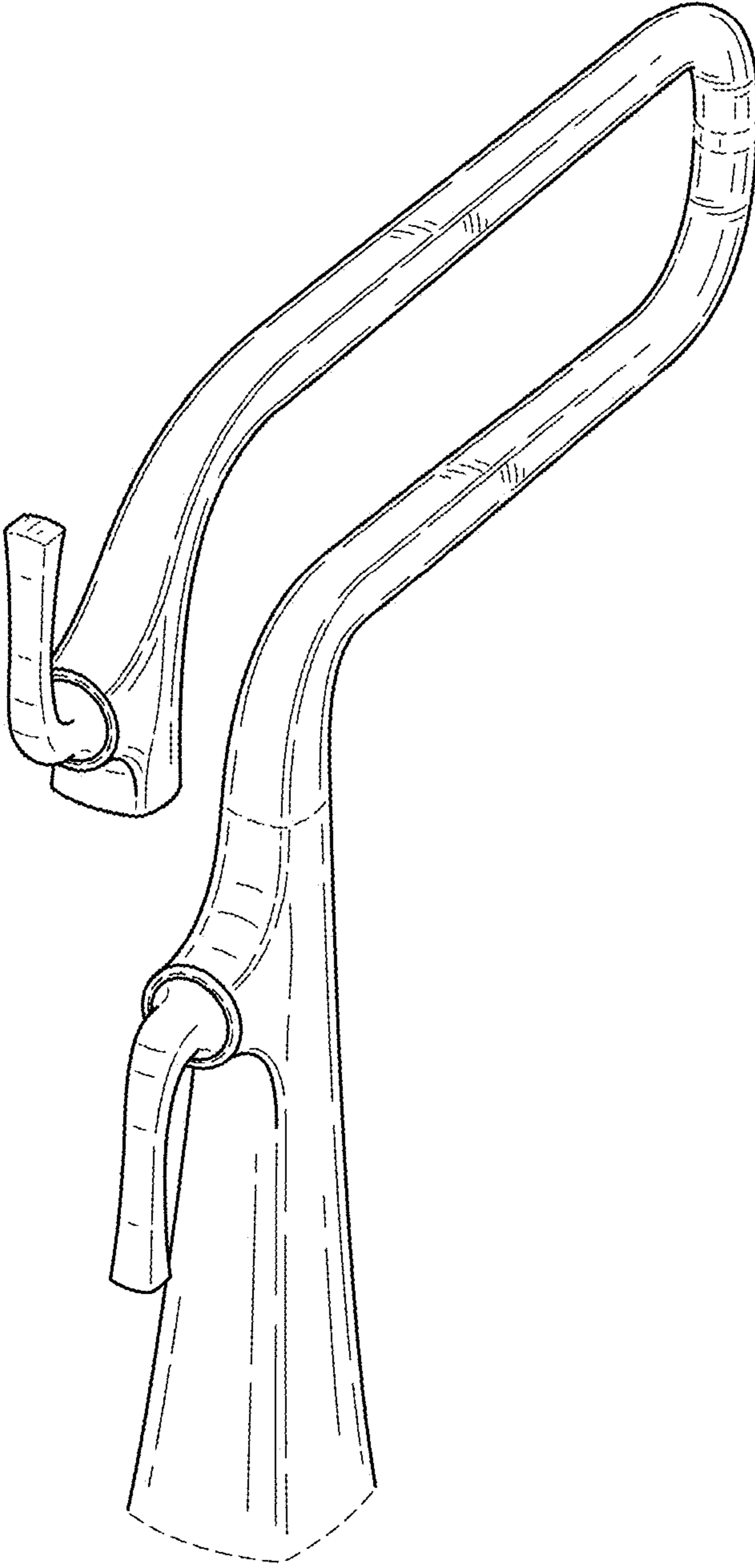


FIG. 1

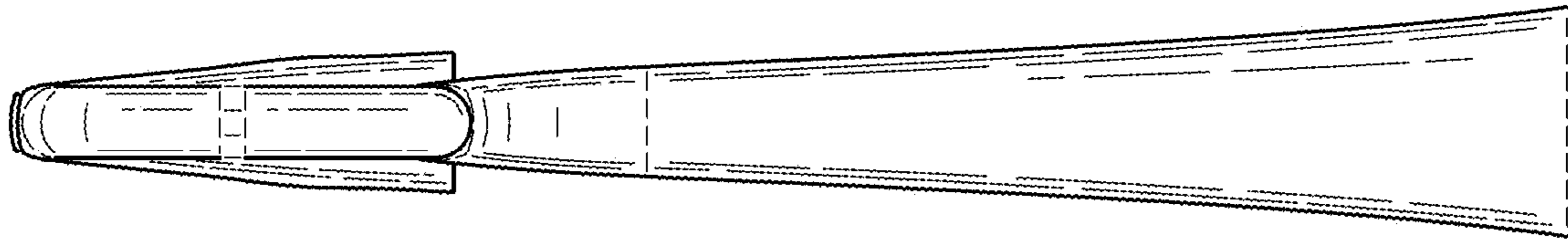


FIG. 3

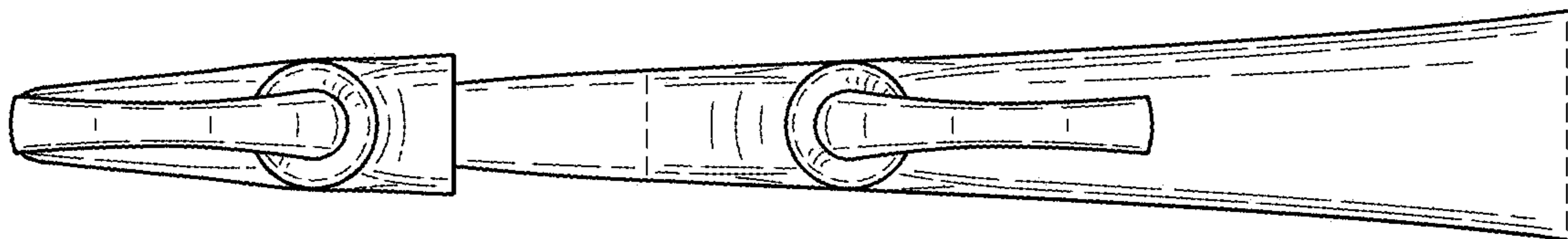


FIG. 2

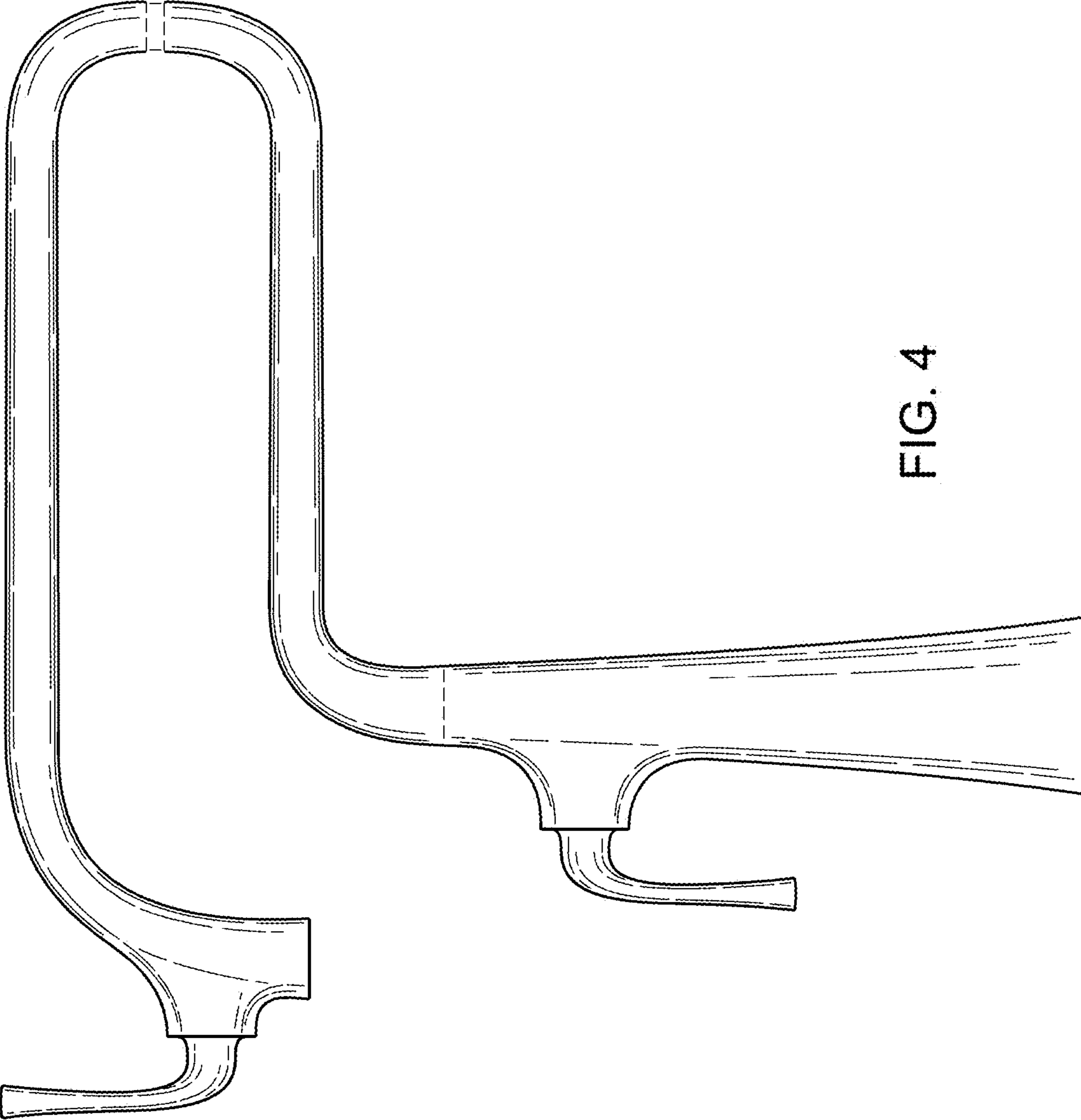


FIG. 4

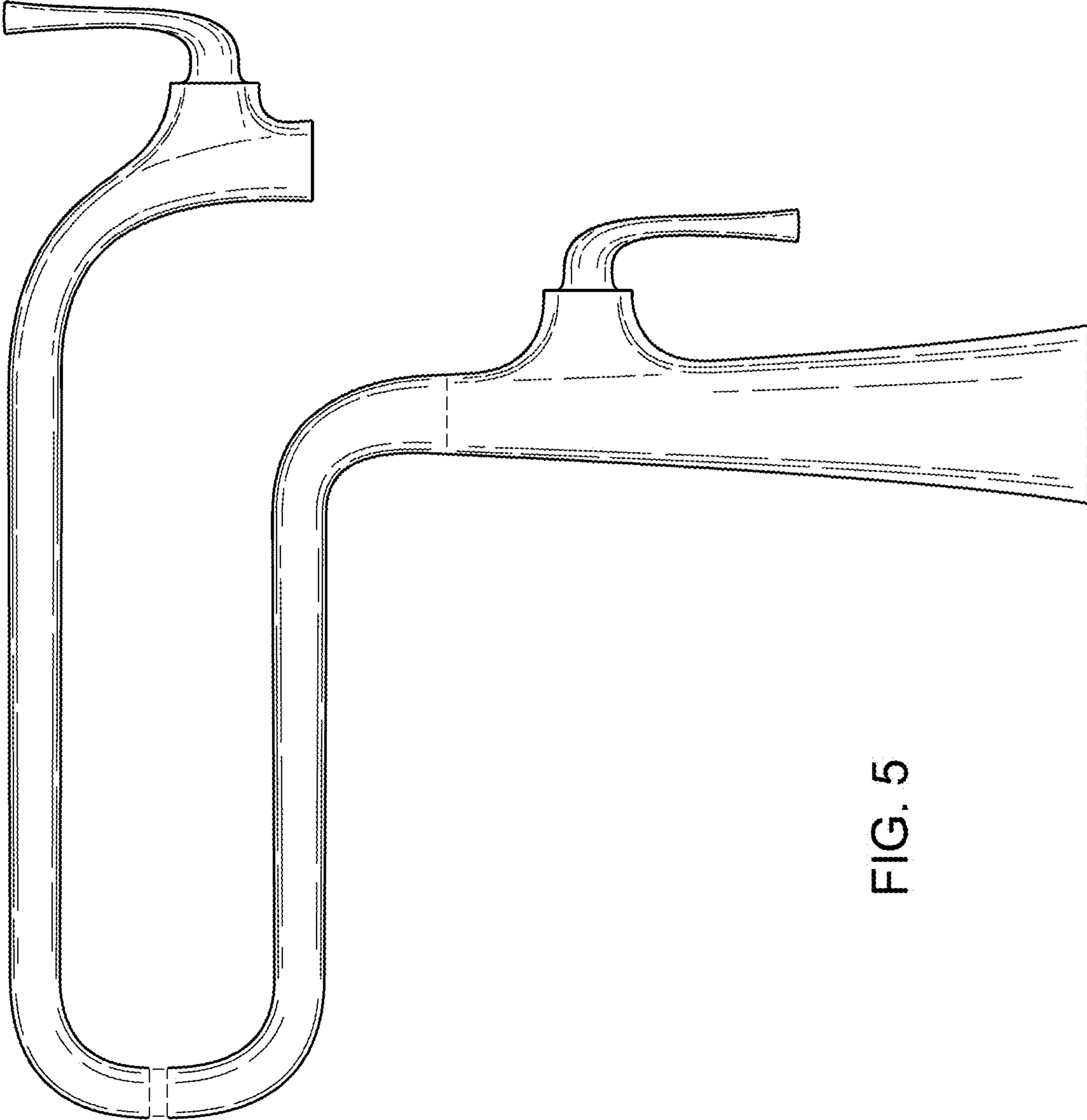


FIG. 5

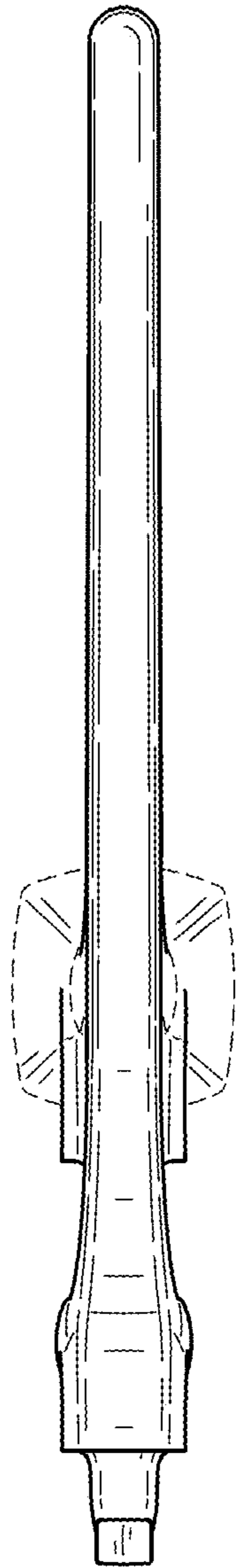


FIG. 6

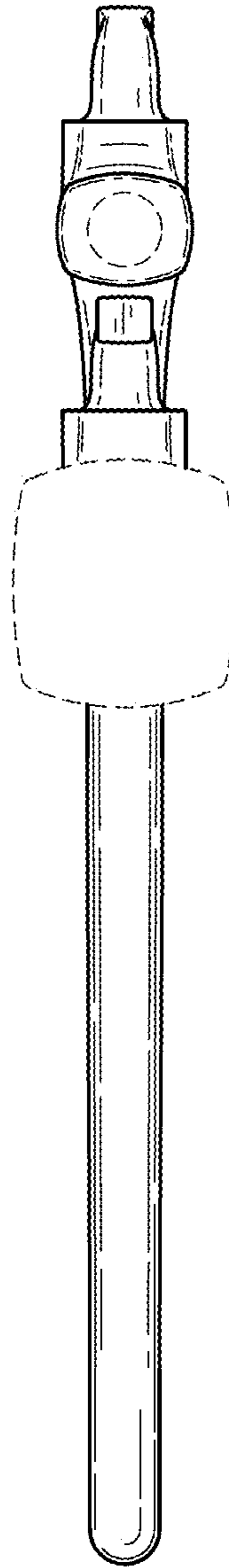


FIG. 7