



US00D954889S

(12) **United States Design Patent**
Huang

(10) **Patent No.:** **US D954,889 S**
(45) **Date of Patent:** **** Jun. 14, 2022**

- (54) **SWING**
- (71) Applicant: **Baowei Huang**, Shenzhen (CN)
- (72) Inventor: **Baowei Huang**, Shenzhen (CN)
- (**) Term: **15 Years**
- (21) Appl. No.: **29/740,512**
- (22) Filed: **Jul. 5, 2020**
- (51) **LOC (13) Cl.** **21-03**
- (52) **U.S. Cl.**
USPC **D21/823**
- (58) **Field of Classification Search**
USPC D21/811, 814, 822-825; D6/344, 345,
D6/347, 351, 358, 369, 379
CPC A63G 9/00-22; A47C 3/0255; A47C 4/24;
A47C 5/02; A45F 3/26
See application file for complete search history.

- 5,427,575 A * 6/1995 Berk A63G 9/00
297/273
- D445,286 S * 7/2001 Rhyne D6/610
- D606,153 S * 12/2009 Sword D21/823
- D619,187 S * 7/2010 Couch D21/823
- 8,454,450 B1 * 6/2013 Cordray A63G 9/00
472/118
- D710,120 S * 8/2014 Tseng D6/368
- D711,151 S * 8/2014 Christakos D6/368
- D718,546 S * 12/2014 Christakos D6/368
- D718,547 S * 12/2014 Christakos D6/368
- 9,067,146 B1 * 6/2015 Cordray A63G 9/00
- D737,587 S * 9/2015 Akkad D6/368
- D738,637 S * 9/2015 Dean D6/347
- 9,440,154 B1 * 9/2016 Cordray A63G 9/00
- D811,103 S * 2/2018 Priest D6/347
- D854,106 S * 7/2019 Chen D21/823
- D859,561 S * 9/2019 Nordin D21/823
- D859,562 S * 9/2019 Nordin D21/823
- D871,786 S * 1/2020 Blackrock D6/347
- D879,229 S * 3/2020 Blackrock D21/823
- D879,230 S * 3/2020 Blackrock D21/823
- D890,284 S * 7/2020 Blackrock D21/823

(Continued)

Primary Examiner — Mitchell I. Siegel

(56) **References Cited**

U.S. PATENT DOCUMENTS

- 1,216,878 A * 2/1917 Stormo A63G 9/14
297/273
- 3,130,969 A * 4/1964 Groth A63G 9/02
472/125
- 3,862,876 A * 1/1975 Graves E04G 21/28
428/83
- 3,937,463 A * 2/1976 Soisson A63G 9/00
472/118
- D273,967 S * 5/1984 Budde D21/825
- D274,285 S * 6/1984 Budde D21/825
- D274,286 S * 6/1984 Budde D21/825
- D274,347 S * 6/1984 Budde D21/825
- D278,549 S * 4/1985 Kristich D21/823
- 4,621,003 A * 11/1986 O’Kane B32B 3/06
428/71
- D336,378 S * 6/1993 Kittridge D6/344
- D340,275 S * 10/1993 Haun D21/823

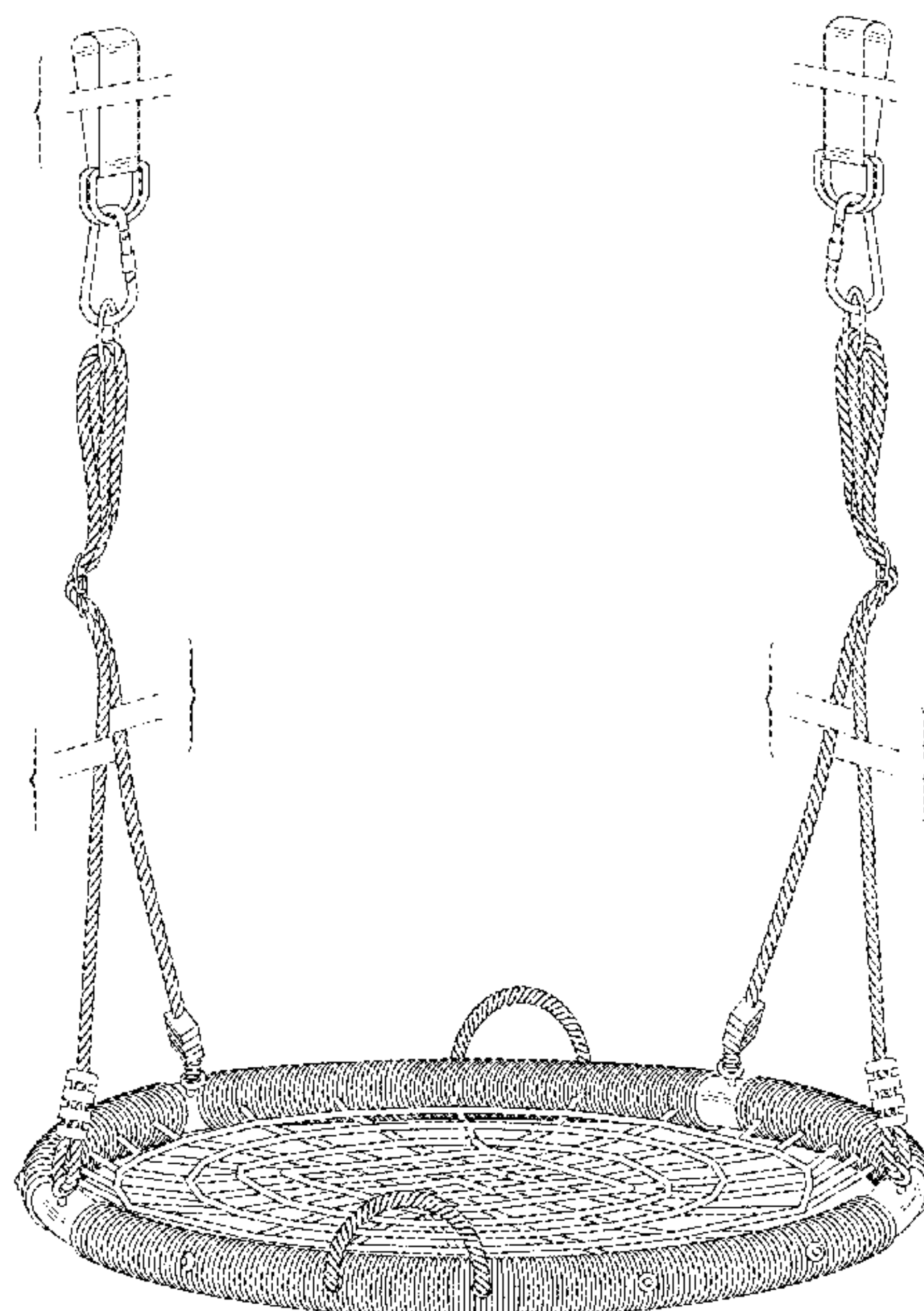
(57) **CLAIM**

The ornamental design for a swing, as shown and described.

DESCRIPTION

FIG. 1 is a perspective view of a swing showing my new design;
 FIG. 2 is a front elevational view thereof;
 FIG. 3 is a rear elevational view thereof;
 FIG. 4 is a left side elevational view thereof;
 FIG. 5 is a right side elevational view thereof;
 FIG. 6 is a top plan view thereof; and,
 FIG. 7 is a bottom plan view thereof.
 Any portion of the article between the break lines forms no part of the claimed design.

1 Claim, 7 Drawing Sheets



(56)

References Cited

U.S. PATENT DOCUMENTS

D894,619 S * 9/2020 Blackrock D6/347
2009/0160231 A1 * 6/2009 McCurdy A63G 9/00
297/229

* cited by examiner



FIG.1

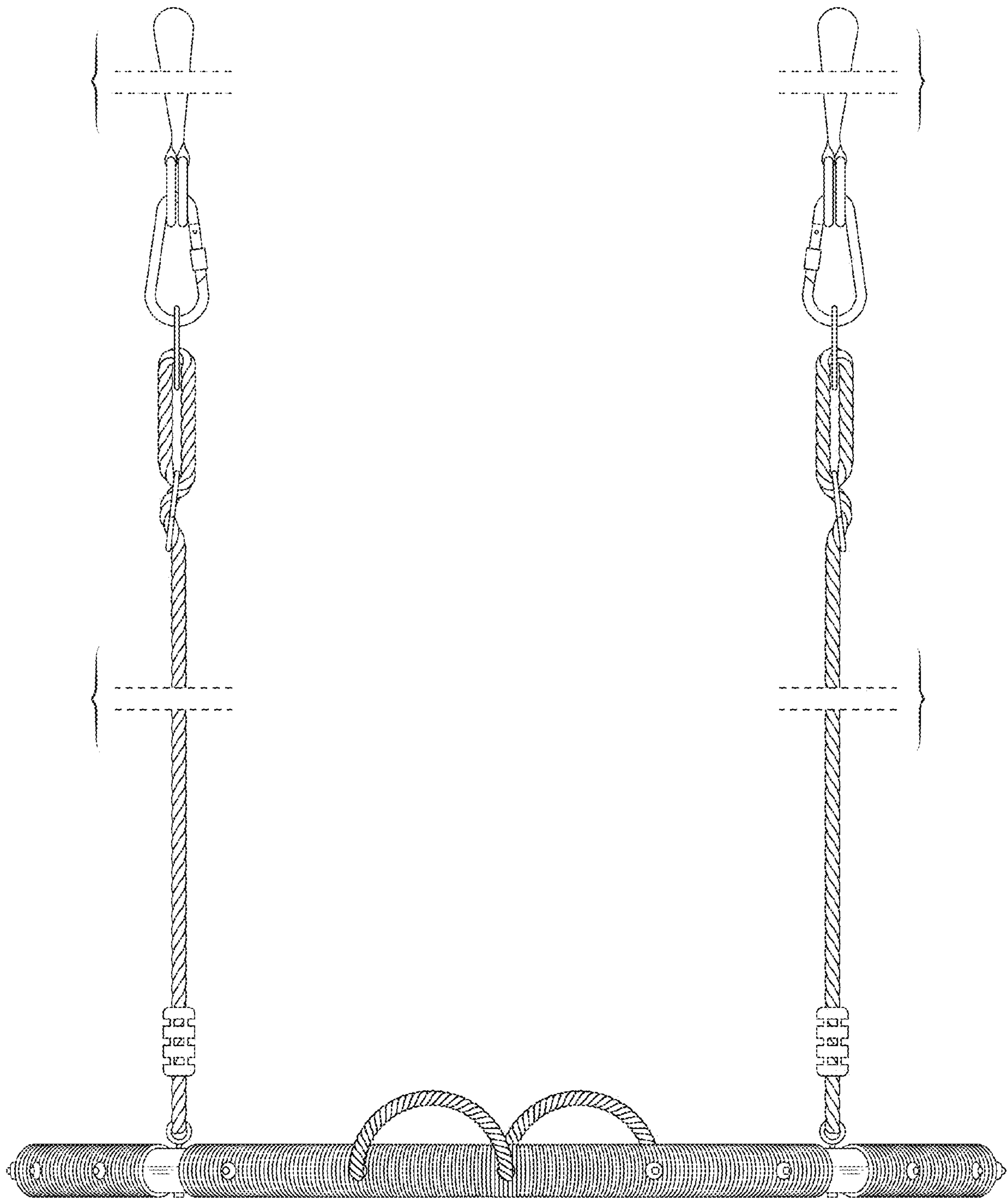


FIG.2

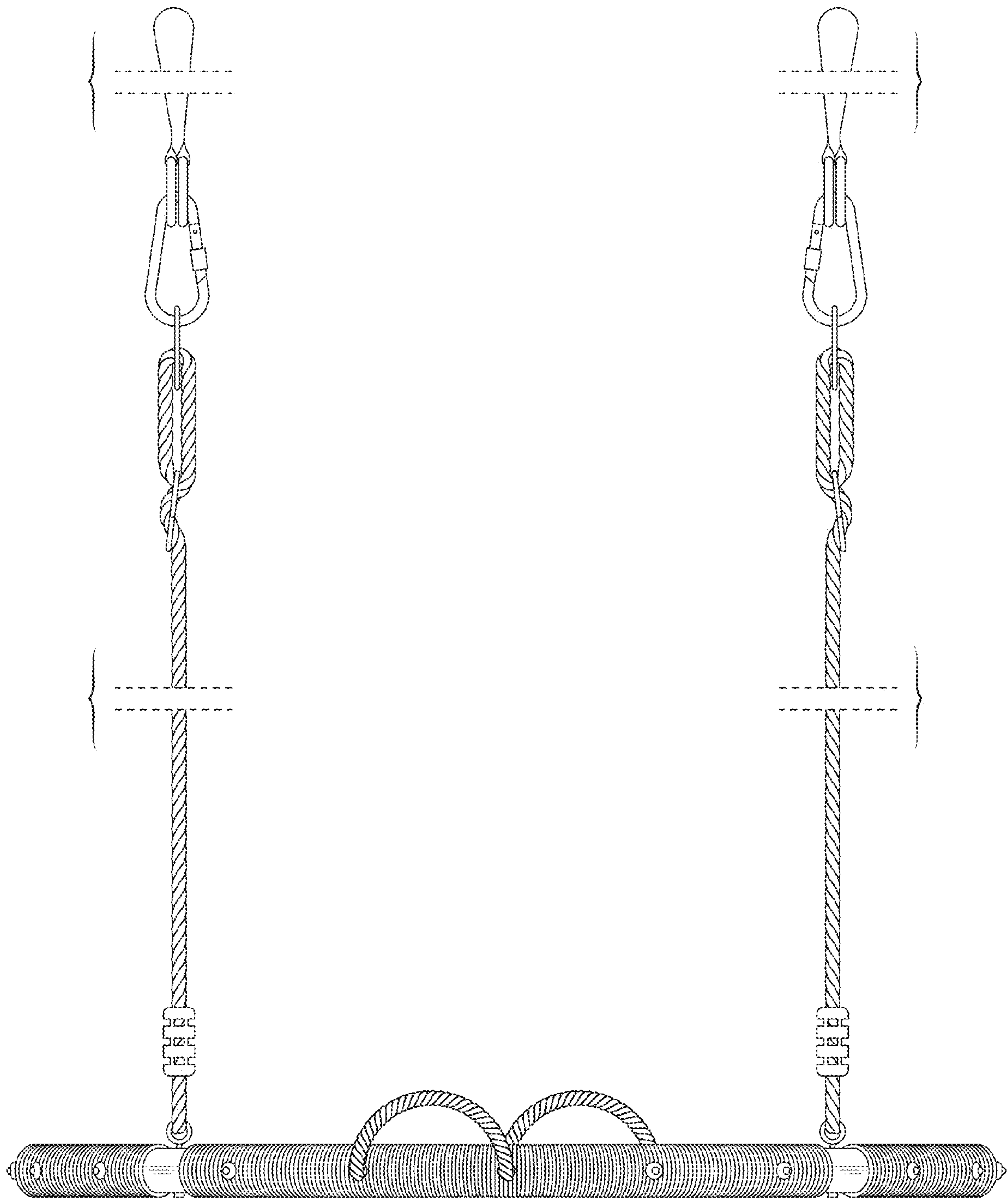


FIG.3

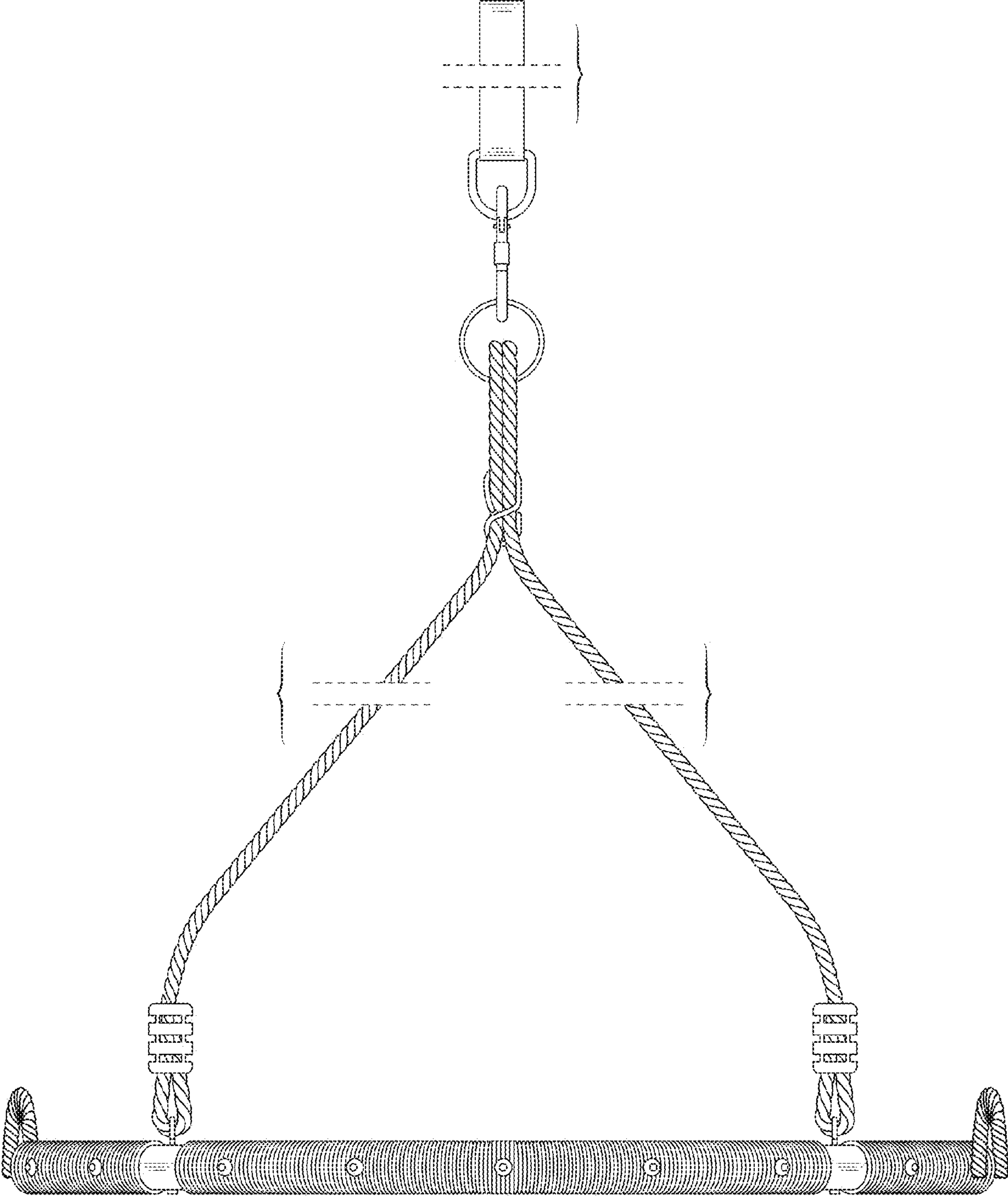


FIG.4

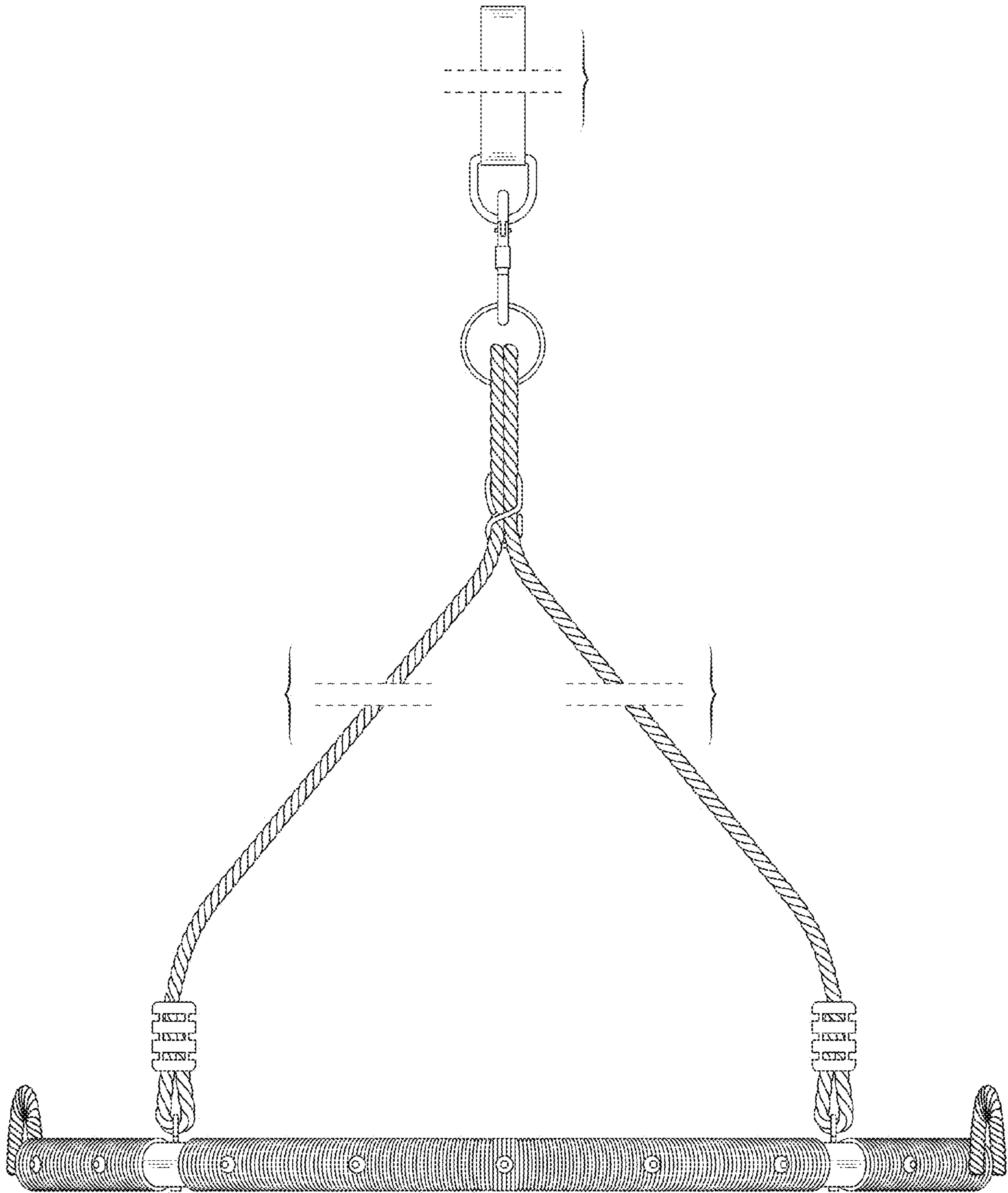


FIG.5

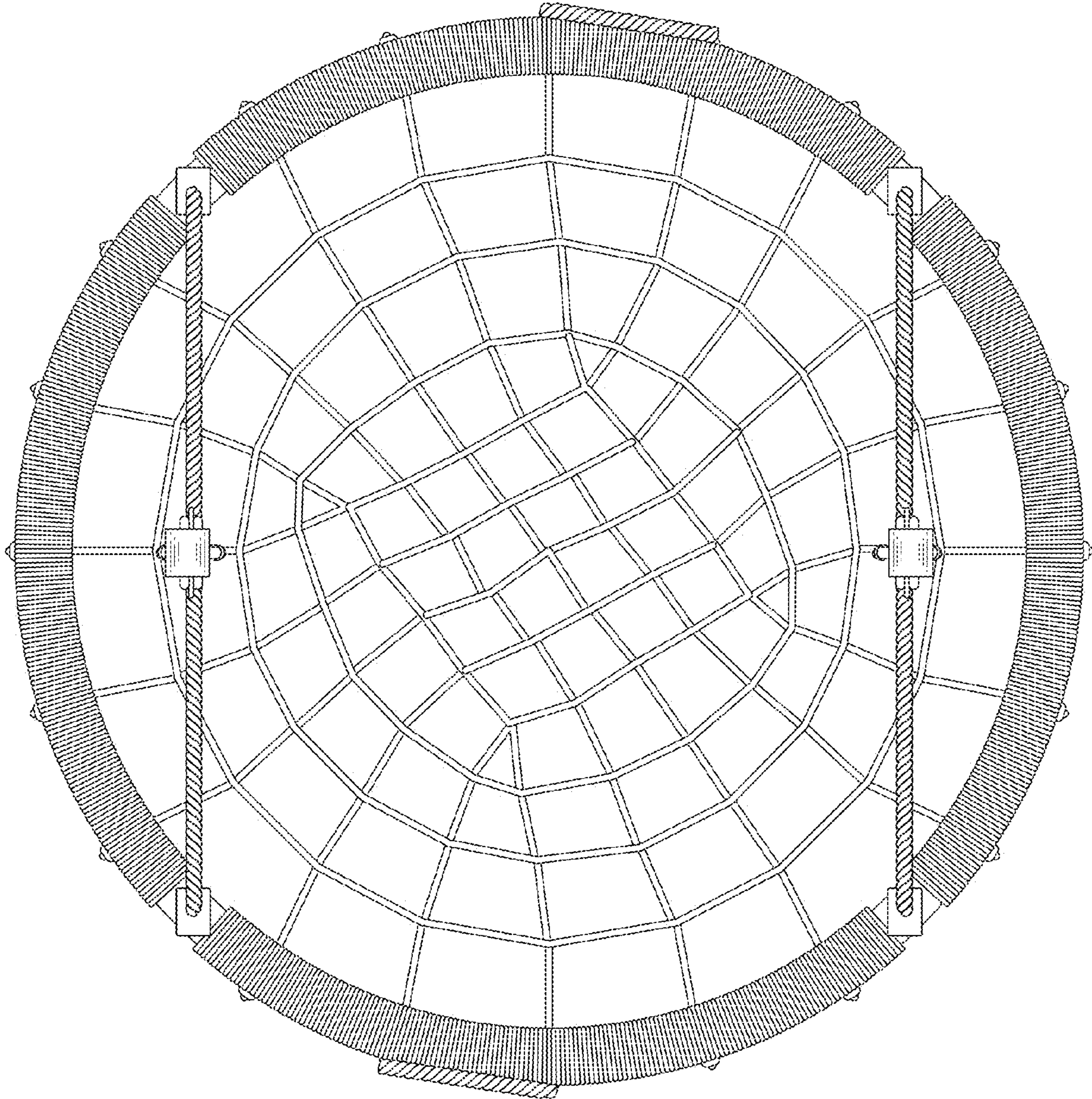


FIG.6

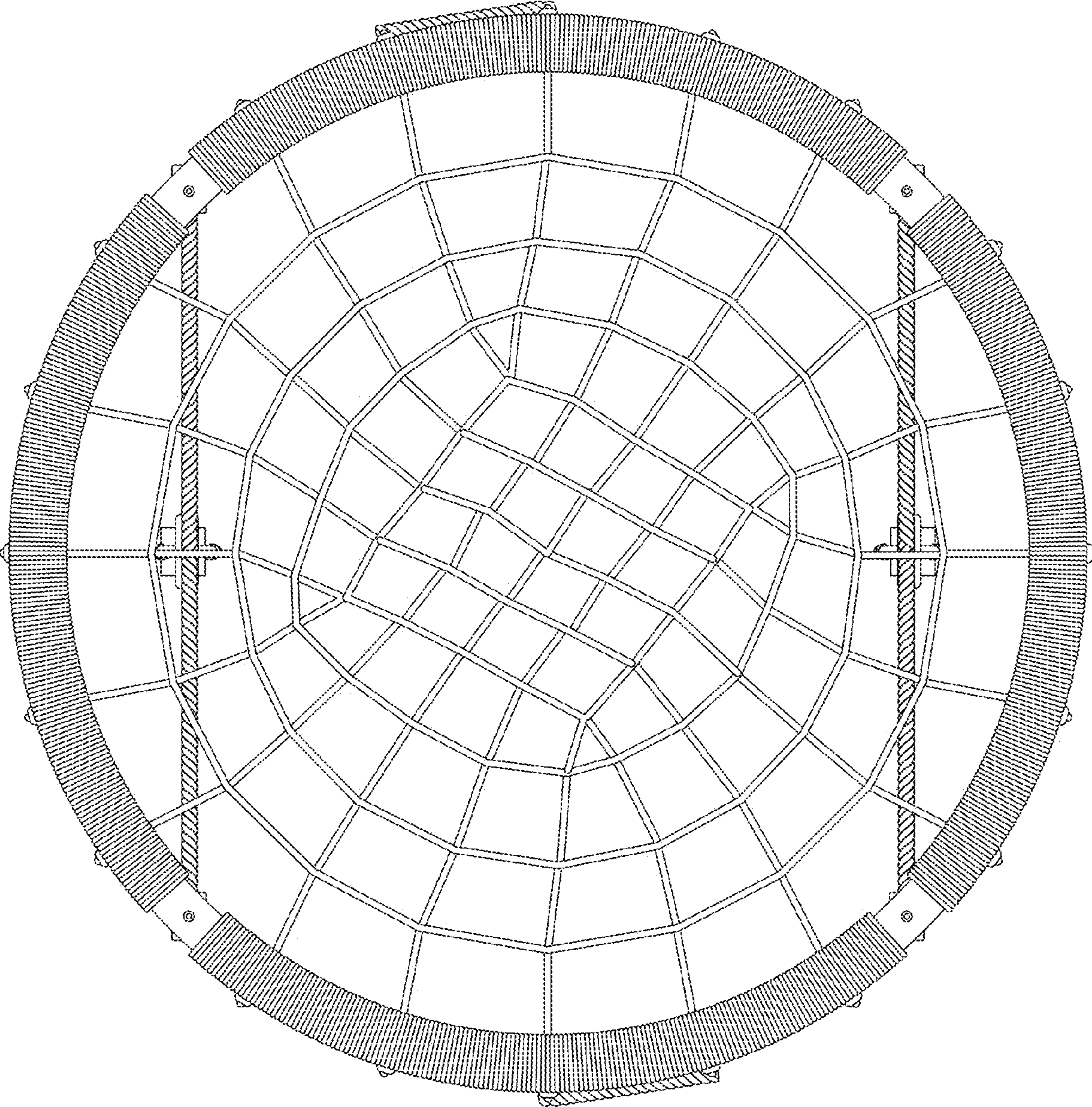


FIG.7