



US00D954887S

(12) **United States Design Patent**
Zhou

(10) **Patent No.:** **US D954,887 S**

(45) **Date of Patent:** **** Jun. 14, 2022**

- (54) **INFLATABLE TANK TOY**
- (71) Applicant: **SHANGHAI XUZHUANG TRADING CO., LTD**, Shanghai (CN)
- (72) Inventor: **Hong Zhou**, Bazhong (CN)
- (73) Assignee: **SHANGHAI XUZHUANG TRADING CO., LTD**, Shanghai (CN)

- D481,443 S * 10/2003 Duncan D23/219
- D505,378 S 5/2005 Nan
- D860,367 S * 9/2019 Barrett D21/809
- D866,698 S 11/2019 Wu
- D912,759 S * 3/2021 Lei D21/803
- D915,539 S * 4/2021 Zhang D21/803
- D930,102 S * 9/2021 Huang D21/803

(**) Term: **15 Years**

* cited by examiner

Primary Examiner — Zenia I Bennett

(21) Appl. No.: **29/800,211**

(57) **CLAIM**

(22) Filed: **Jul. 20, 2021**

The ornamental design for an inflatable tank toy, as shown and described.

(51) **LOC (13) Cl.** **21-02**

(52) **U.S. Cl.**
USPC **D21/808**

(58) **Field of Classification Search**
USPC D21/801, 803, 808, 809; D6/595, 596, D6/597, 598, 601
CPC B63B 32/51; B63B 32/52; B63B 32/54; B63B 35/58; B63B 35/607; B63B 35/613; B63B 35/62
See application file for complete search history.

DESCRIPTION

FIG. 1 is a perspective view of an inflatable tank toy showing my new design;
FIG. 2 is another perspective view thereof;
FIG. 3 is a front elevational view thereof;
FIG. 4 is a rear elevational view thereof;
FIG. 5 is a left side elevational view thereof;
FIG. 6 is a right side elevational view thereof;
FIG. 7 is a top plan view thereof; and,
FIG. 8 is a bottom plan view thereof.

(56) **References Cited**

U.S. PATENT DOCUMENTS

- D302,718 S * 8/1989 Wolfe D21/808
- D326,132 S * 5/1992 Barnes D21/803

1 Claim, 8 Drawing Sheets






FIG. 1



FIG. 2



FIG. 3



FIG. 4

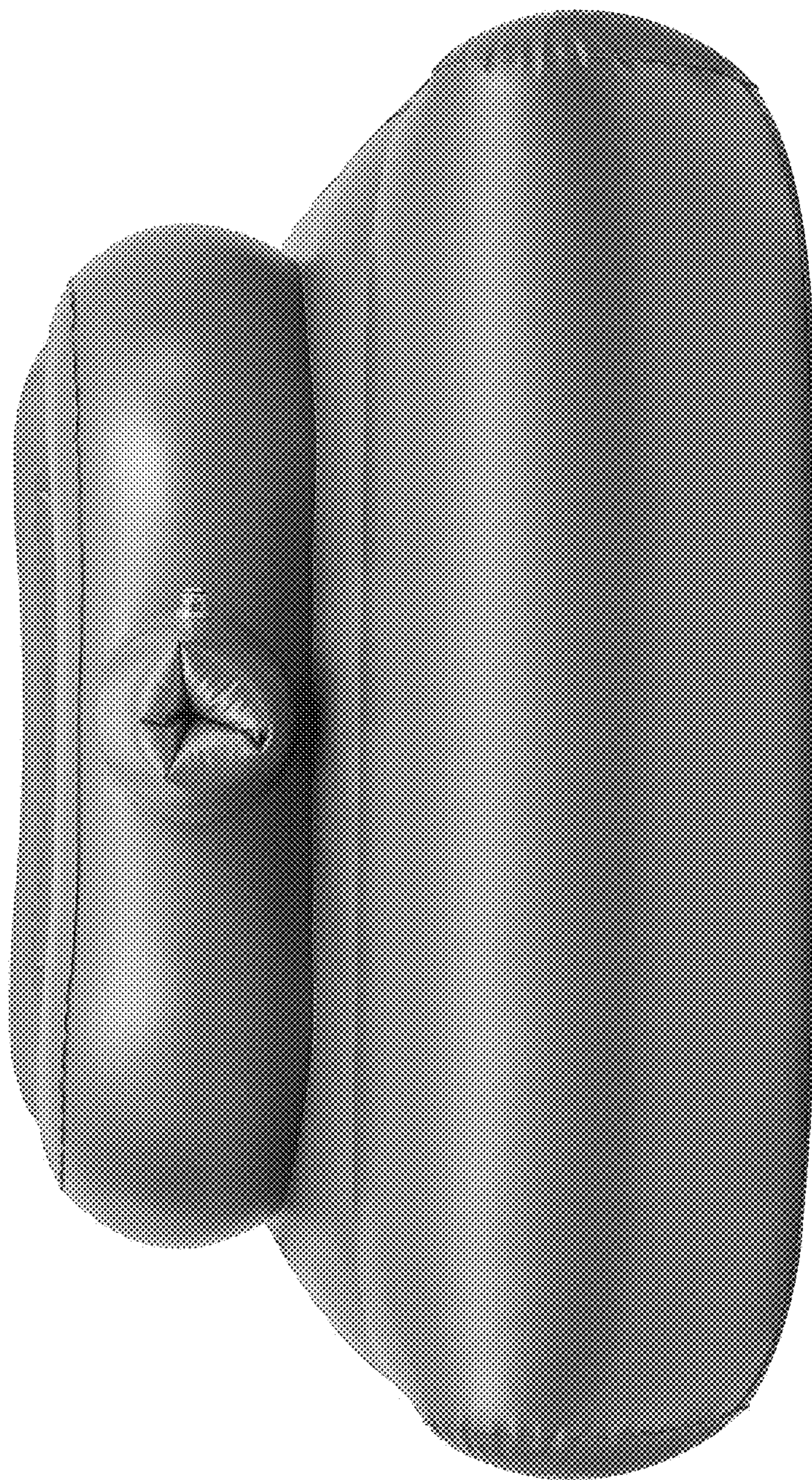


FIG. 5




FIG. 6




FIG. 7




FIG. 8