



US00D954884S

(12) **United States Design Patent**  
**Qubadi**

(10) **Patent No.:** **US D954,884 S**  
(45) **Date of Patent:** **\*\* Jun. 14, 2022**

- (54) **PUNCHING BAG**
- (71) Applicant: **Shoaib Qubadi**, Canoga Park, CA (US)
- (72) Inventor: **Shoaib Qubadi**, Canoga Park, CA (US)
- (\*\*) Term: **15 Years**
- (21) Appl. No.: **29/788,273**
- (22) Filed: **Apr. 21, 2021**

**Related U.S. Application Data**

- (63) Continuation of application No. 29/619,158, filed on Sep. 27, 2017, now Pat. No. Des. 918,324.
- (51) **LOC (13) Cl.** ..... **21-02**
- (52) **U.S. Cl.**  
USPC ..... **D21/787**
- (58) **Field of Classification Search**  
USPC ..... D21/438, 439, 698, 787, 798; 482/86, 482/87, 89, 90; 473/442  
CPC ..... A63B 43/007; A63B 69/201; A63B 69/20; A63B 225/00; A63B 2244/00; A63G 9/00  
See application file for complete search history.

(56) **References Cited**

**U.S. PATENT DOCUMENTS**

- 1,870,748 A \* 8/1932 Ramey ..... A63G 9/00 472/118
- 2,643,124 A \* 6/1953 Malone ..... A63B 69/205 482/87
- 5,044,626 A \* 9/1991 Parker, Jr. .... A61H 23/06 482/44
- D325,233 S \* 4/1992 Brunette ..... D21/787
- 5,328,425 A \* 7/1994 Knighton ..... A63B 69/201 482/86
- D377,201 S \* 1/1997 Howard ..... D21/787
- 5,611,761 A \* 3/1997 Brown ..... A63G 9/00 473/442
- 5,624,358 A \* 4/1997 Hestilow ..... A63B 69/208 482/83

- 5,769,761 A \* 6/1998 Zagata, Jr. .... A63B 69/34 482/83
  - D402,725 S \* 12/1998 Anterhaus ..... D21/787
  - D409,670 S \* 5/1999 Kuo ..... A63B 69/208 D21/662
  - 6,217,489 B1 \* 4/2001 Nicholson ..... A63B 69/201 482/83
  - 6,234,940 B1 \* 5/2001 Fotsis ..... A63B 69/201 482/83
  - 7,063,648 B1 \* 6/2006 Brigham ..... A63B 6/00 248/346.2
  - 7,086,997 B1 \* 8/2006 Fields ..... A63B 69/004 482/83
  - D675,696 S \* 2/2013 Fu ..... D21/798
  - D709,976 S \* 7/2014 Clauder ..... D21/787
  - D865,354 S \* 11/2019 Magrino ..... D3/201
- (Continued)

*Primary Examiner* — Mehri F Bajoul  
(74) *Attorney, Agent, or Firm* — Dunlap Bennet & Ludwig, PLLC; Brendan E. Squire

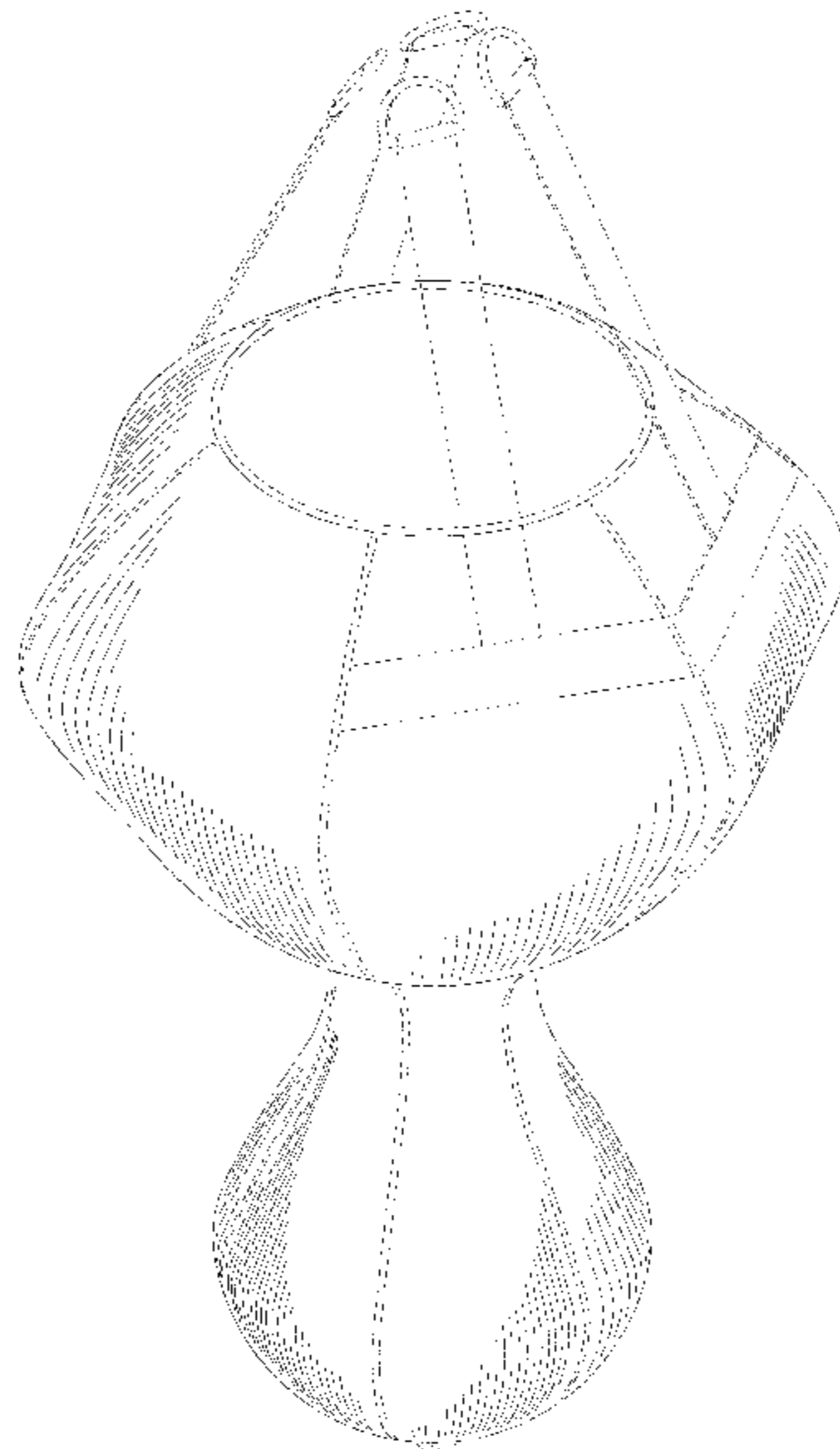
(57) **CLAIM**

The ornamental design for a punching bag, as shown and described.

**DESCRIPTION**

FIG. 1 is a perspective view of the punching bag showing my new design;  
FIG. 2 is a front elevation view thereof; the rear elevation view being a mirror image thereof;  
FIG. 3 is a right side elevation view thereof; the left side elevation being a mirror image thereof;  
FIG. 4 is a top plan view thereof; and,  
FIG. 5 is a bottom plan view thereof.  
The broken lines shown in the drawings illustrate portions of the punching bag that form no part of the claimed design.  
The dash-dot-dash lines shown in the drawings illustrate a boundary that form no part of the claimed design.

**1 Claim, 4 Drawing Sheets**



(56)

**References Cited**

U.S. PATENT DOCUMENTS

D918,324 S \* 5/2021 Qubadi ..... D21/787  
2011/0251024 A1\* 10/2011 Hu ..... A63B 69/20  
482/90  
2013/0331235 A1\* 12/2013 Fields ..... A63B 69/208  
482/83  
2017/0216679 A1\* 8/2017 McCoy ..... A63B 69/205  
2017/0348576 A1\* 12/2017 Pajonk-Taylor ... A63B 71/0622  
2018/0001176 A1\* 1/2018 Siklosi ..... F16B 1/00

\* cited by examiner

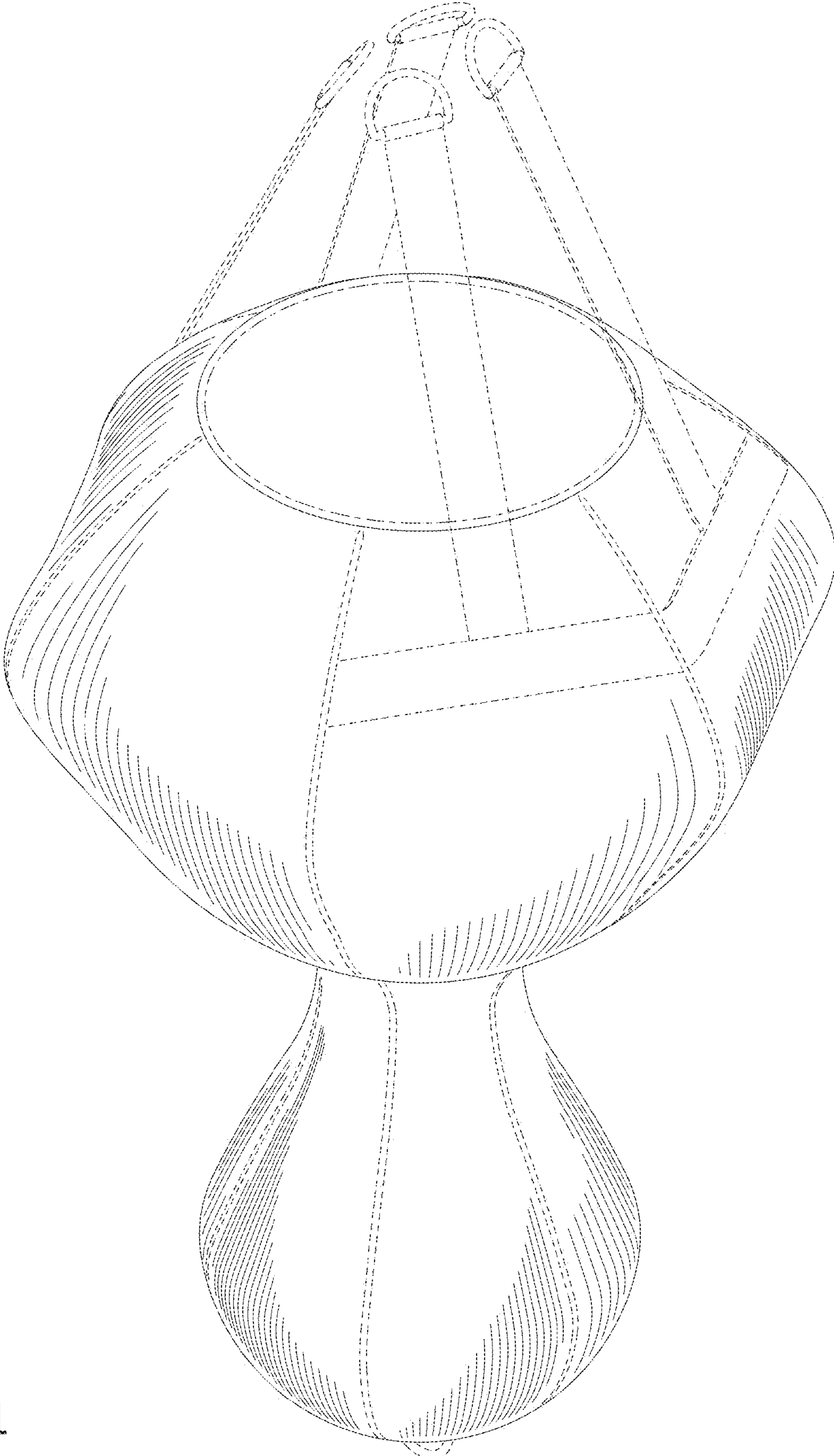


FIG. 1

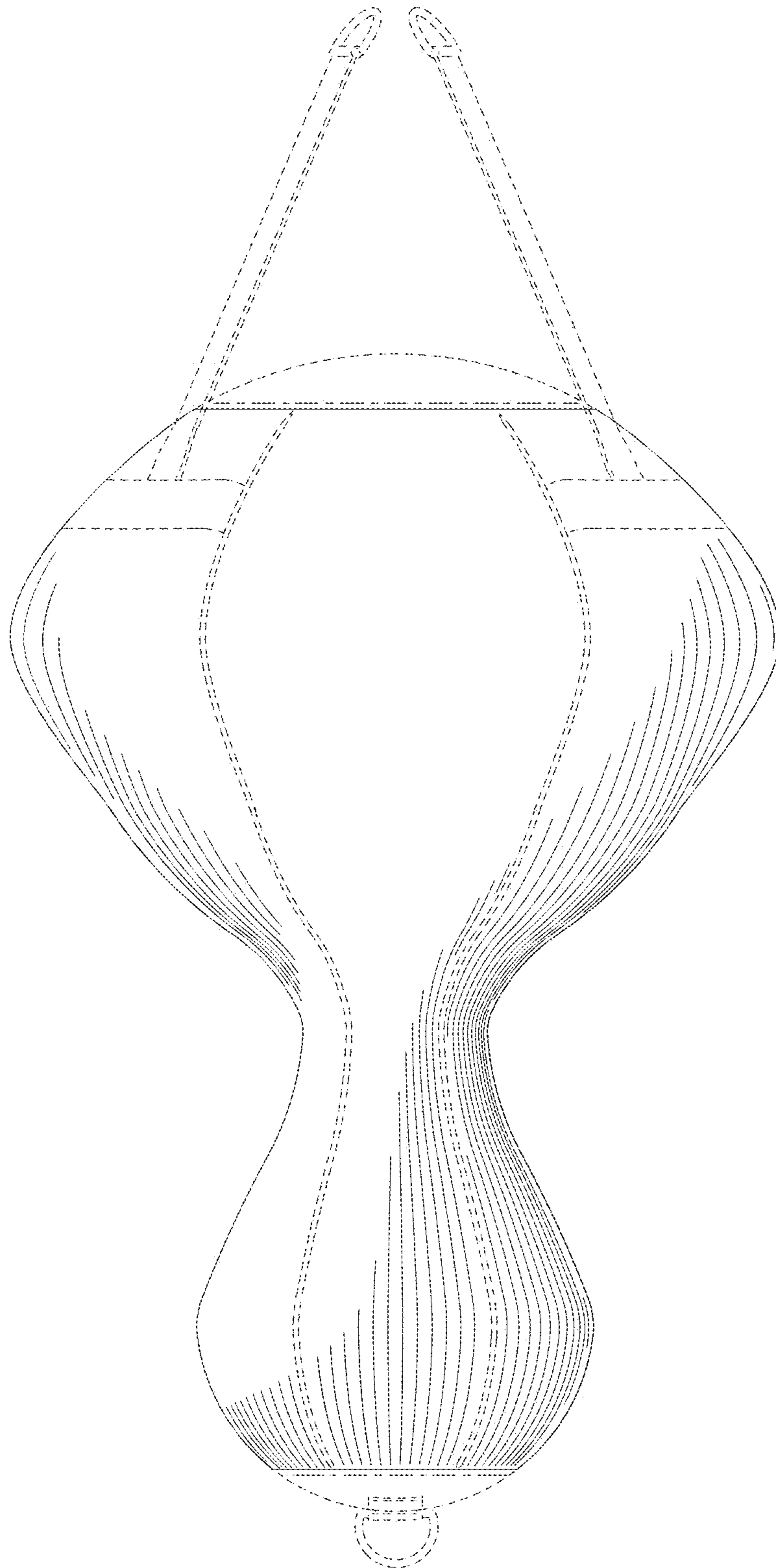


FIG. 2

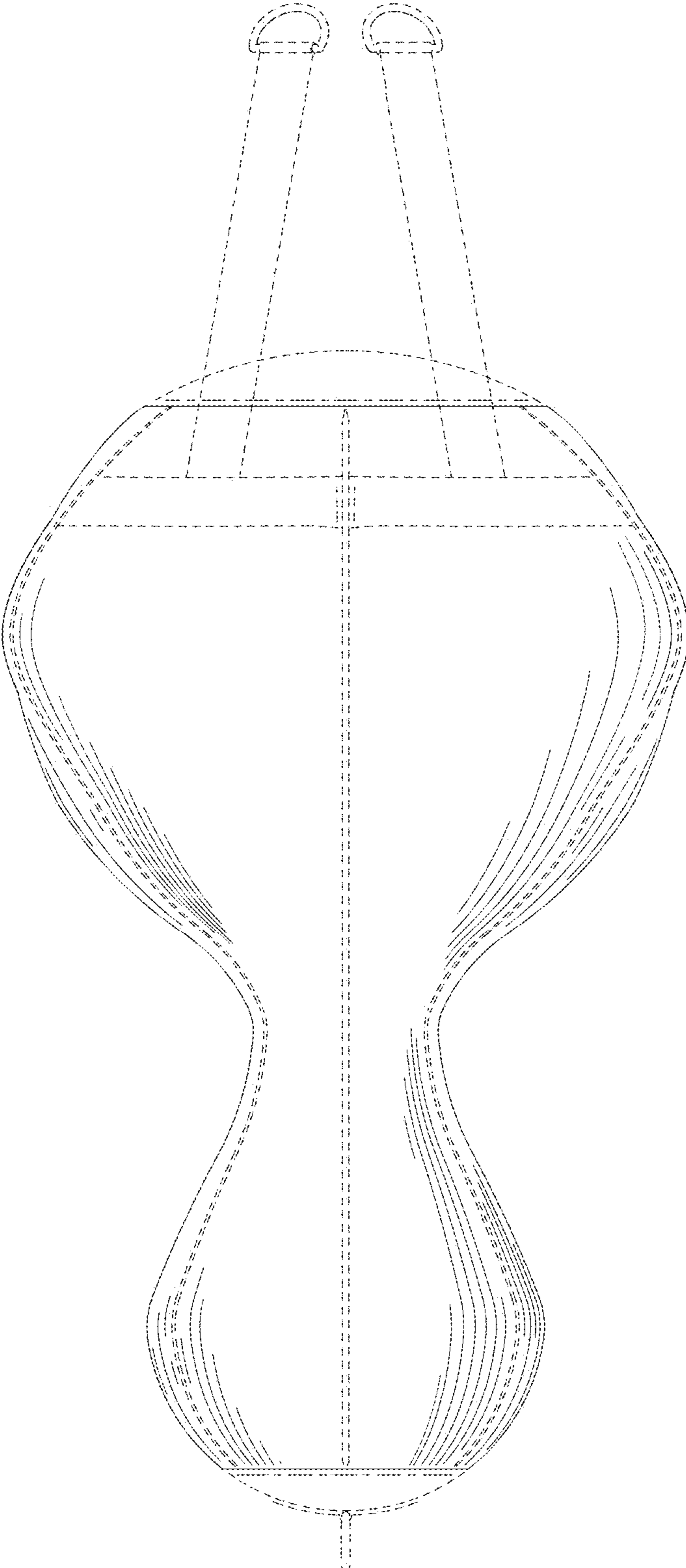


FIG. 3

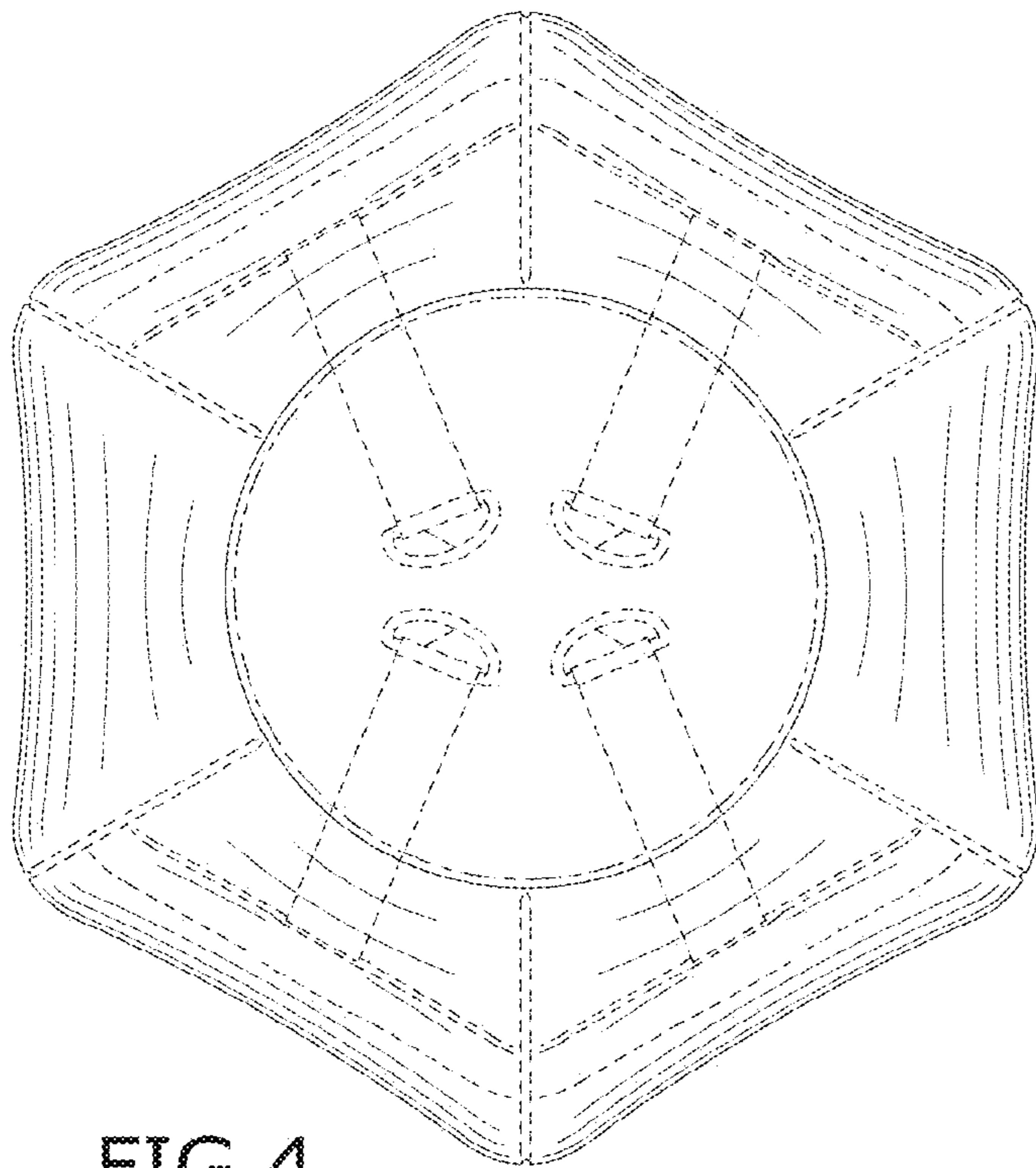


FIG. 4

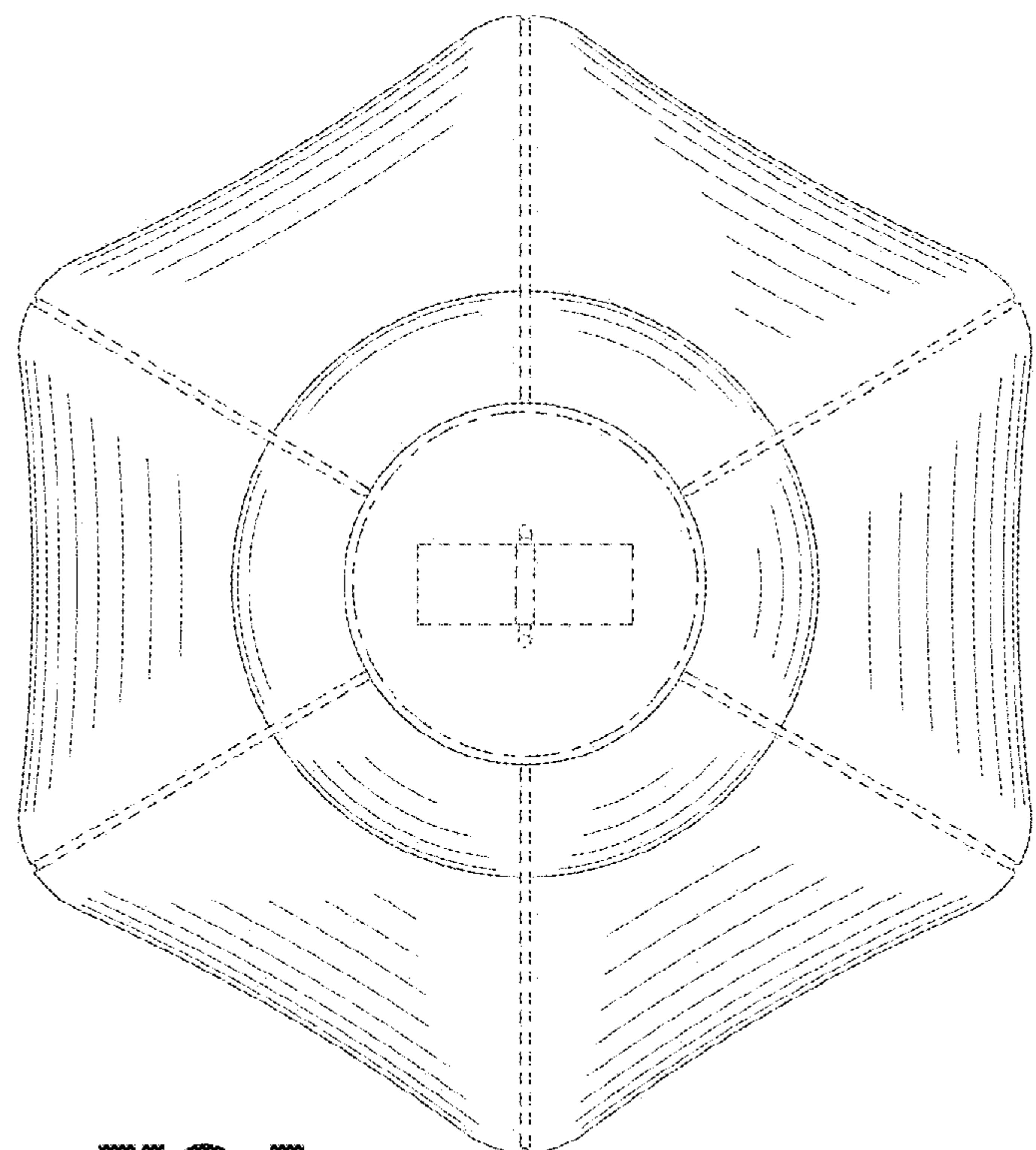


FIG. 5