



US00D954858S

(12) **United States Design Patent**  
**Karvandi**

(10) **Patent No.:** **US D954,858 S**

(45) **Date of Patent:** **\*\* \*Jun. 14, 2022**

(54) **EXERCISE BAR WITH PLATFORM**

(71) Applicant: **Golden Gate Solutions, Inc.**, Walpole, MA (US)

(72) Inventor: **Kusha Karvandi**, Scottsdale, AZ (US)

(73) Assignee: **GOLDEN GATE SOLUTIONS, INC.**, Walpole, MA (US)

(\*) Notice: This patent is subject to a terminal disclaimer.

(\*\*) Term: **15 Years**

(21) Appl. No.: **29/652,783**

(22) Filed: **Nov. 30, 2020**

(51) **LOC (13) Cl.** ..... **21-01**

(52) **U.S. Cl.**  
USPC ..... **D21/673**

(58) **Field of Classification Search**  
USPC ..... D21/662, 673, 679  
CPC ..... A63B 23/0355; A63B 23/03525; A63B 23/0352; A63B 21/02; A63B 23/0004  
See application file for complete search history.

(56) **References Cited**

**U.S. PATENT DOCUMENTS**

1,019,861 A	3/1912	Titus
3,193,288 A	7/1965	Le Vell De Spain et al.
4,200,281 A	4/1980	Wang
D255,372 S	6/1980	Tidmore
4,257,592 A	3/1981	Jones
D263,327 S	3/1982	Cooper
4,441,707 A	4/1984	Bosch
4,982,958 A	1/1991	Ullman
D324,894 S	3/1992	Porcello
D330,738 S	11/1992	Lenhardt
5,178,596 A	1/1993	McIntire
5,197,934 A	3/1993	Wirtz
D353,419 S	12/1994	Sprague

5,514,058 A	5/1996	Buoni et al.
5,529,562 A	6/1996	Glaser
5,540,642 A	7/1996	Sprague
5,653,665 A	8/1997	Neeley
5,746,687 A	5/1998	Vial et al.
D425,151 S	5/2000	Landfair
6,280,366 B1	8/2001	Hsieh
D464,691 S	10/2002	Tracy
D474,818 S	5/2003	Yu
6,612,170 B2	9/2003	Brown
D482,748 S	11/2003	Flynt
D483,084 S	12/2003	Gvoich
D519,172 S *	4/2006	Penat ..... D21/671
7,052,449 B2	5/2006	Chen
7,090,627 B1	8/2006	Walker
7,175,574 B2	2/2007	Carmel et al.
7,387,599 B1	6/2008	Hsu
D590,457 S	4/2009	Mishan

(Continued)

*Primary Examiner* — Michael C Stout

*Assistant Examiner* — Melvin L Davis

(74) *Attorney, Agent, or Firm* — Brooks Kushman P.C.

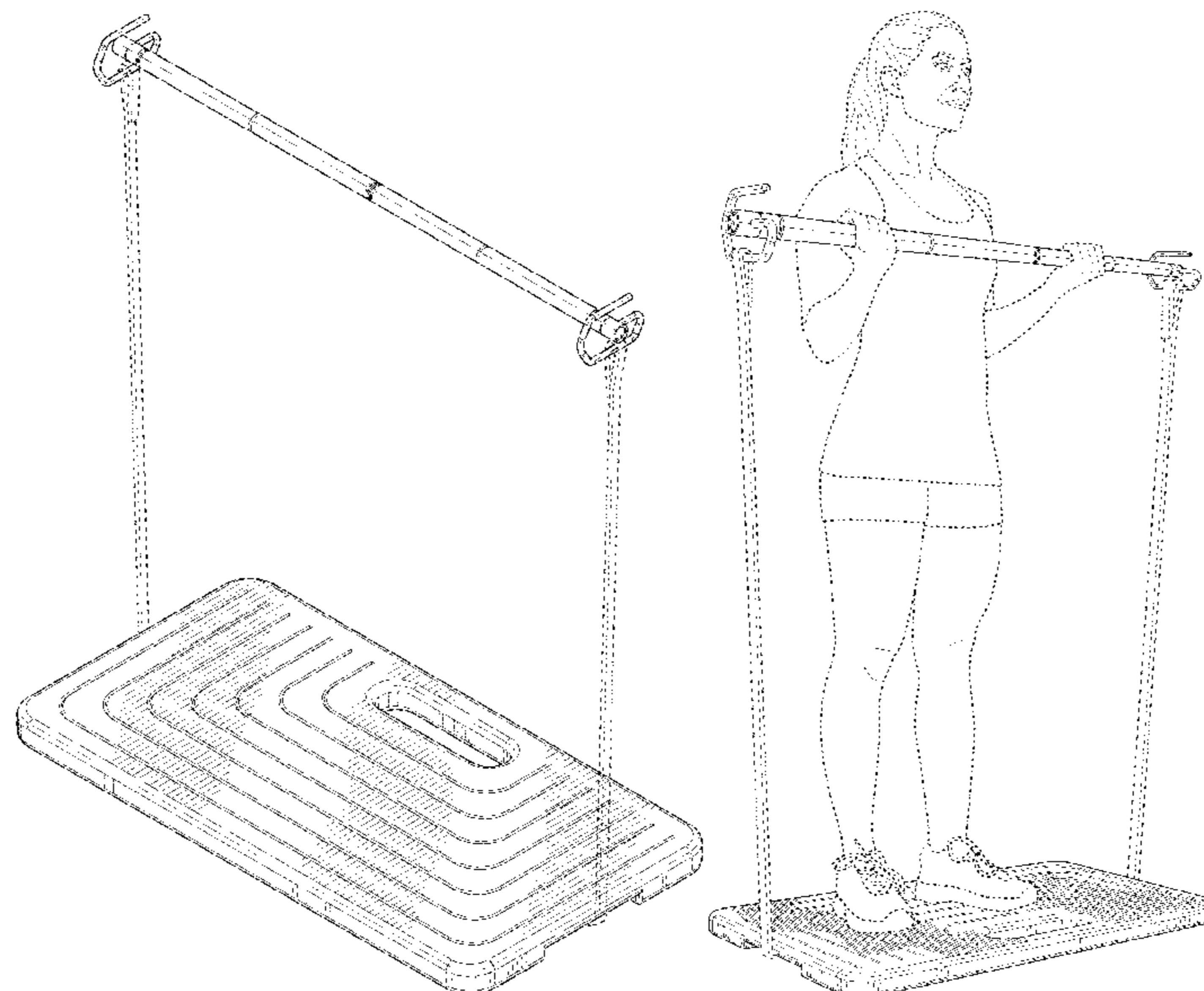
(57) **CLAIM**

The ornamental design for an exercise bar with platform, as shown and described.

**DESCRIPTION**

FIG. 1 is a perspective view of the exercise bar with platform showing my new design;  
FIG. 2 is a left-side view thereof;  
FIG. 3 is a right-side view thereof;  
FIG. 4 is a front elevation view thereof;  
FIG. 5 is a rear elevation view thereof;  
FIG. 6 is a top elevation view thereof;  
FIG. 7 is a bottom elevation view thereof; and,  
FIG. 8 is an in-use view thereof.  
The broken lines shown in the drawings illustrate portions of the exercise bar with platform that form no part of the claimed design.

**1 Claim, 6 Drawing Sheets**



(56)

References Cited

U.S. PATENT DOCUMENTS

7,578,775 B2	8/2009	Terry		D843,507 S	3/2019	Cook	
D601,643 S	10/2009	Byle		D865,084 S	10/2019	Croxton	
7,601,101 B2	10/2009	Jackson et al.		10,744,363 B1	8/2020	Jaquish et al.	
D604,374 S	11/2009	Bizzell		D895,030 S	9/2020	Jaquish et al.	
D610,638 S	2/2010	Friess et al.		D895,031 S	9/2020	Jaquish et al.	
D659,293 S *	5/2012	Ferguson .....	D30/108	D895,032 S	9/2020	Jaquish et al.	
8,272,020 B2	9/2012	Watson et al.		D895,033 S	9/2020	Jaquish et al.	
D682,374 S	5/2013	Wilkinson		D895,739 S	9/2020	Jaquish et al.	
D685,865 S	7/2013	Kuhn		D898,132 S	10/2020	Jaquish et al.	
D723,637 S *	3/2015	Mercado .....	D21/679	D898,133 S	10/2020	Jaquish et al.	
D724,163 S	3/2015	Kelley		D901,276 S *	11/2020	Berberet .....	D8/315
9,011,295 B2 *	4/2015	Orenstein .....	A63B 23/0458	D910,124 S *	2/2021	Jaquish .....	D21/673
			482/52	D914,113 S *	3/2021	Jaquish .....	D21/679
D761,589 S *	7/2016	Cheng .....	D6/556	D914,114 S *	3/2021	Jaquish .....	D21/679
D769,645 S *	10/2016	Cheng .....	D6/566	D919,019 S *	5/2021	Jaquish .....	D21/679
D778,374 S	2/2017	Jaquish et al.		2006/0200054 A1 *	9/2006	Talish .....	A61H 23/02
D820,616 S *	6/2018	Nussbaum .....	D6/552				601/98
				2012/0270709 A1	10/2012	Howard	
				2019/0262209 A1 *	8/2019	Grbic .....	A63B 21/00178
				2020/0269080 A1	8/2020	Jaquish et al.	

\* cited by examiner

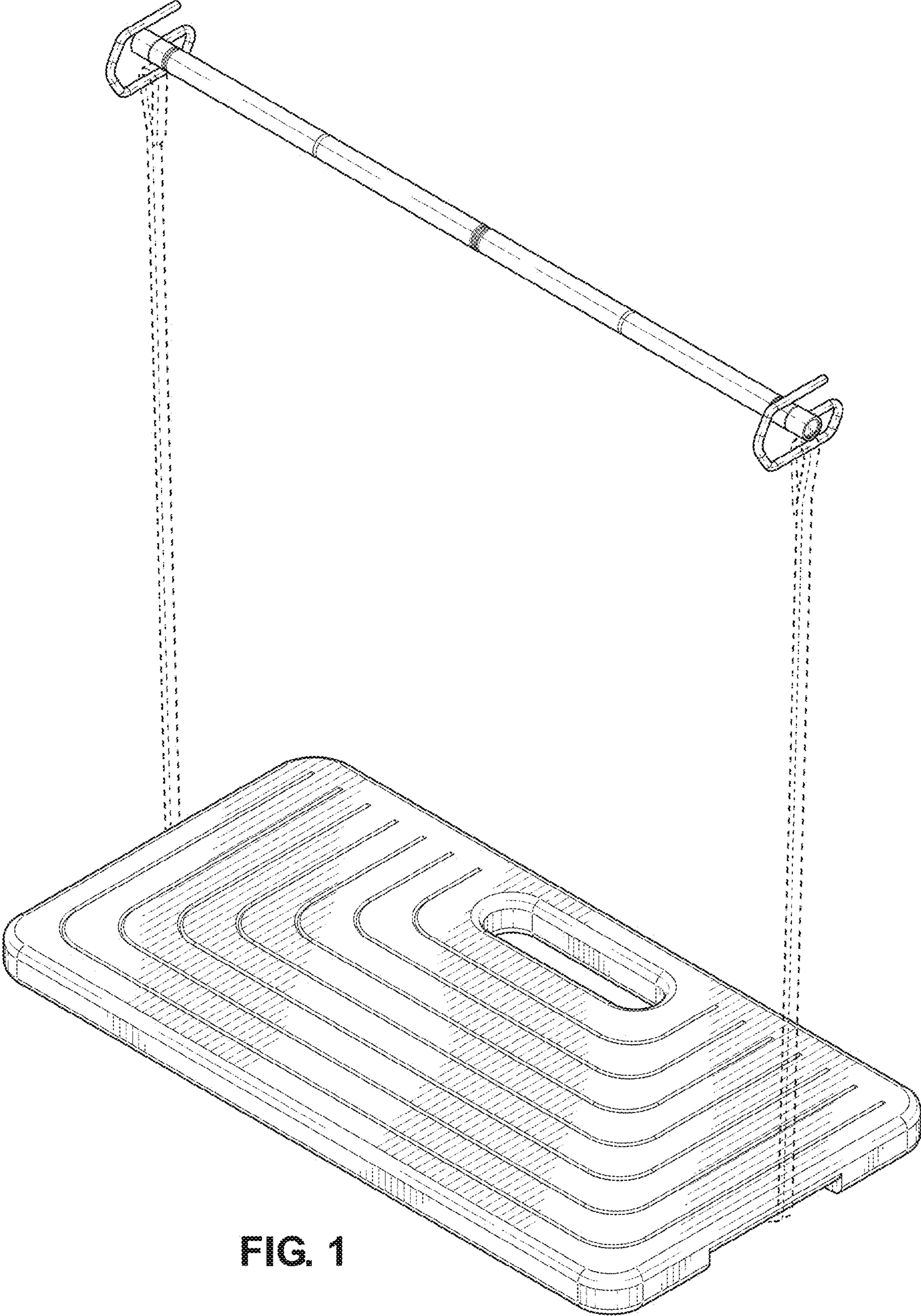


FIG. 1

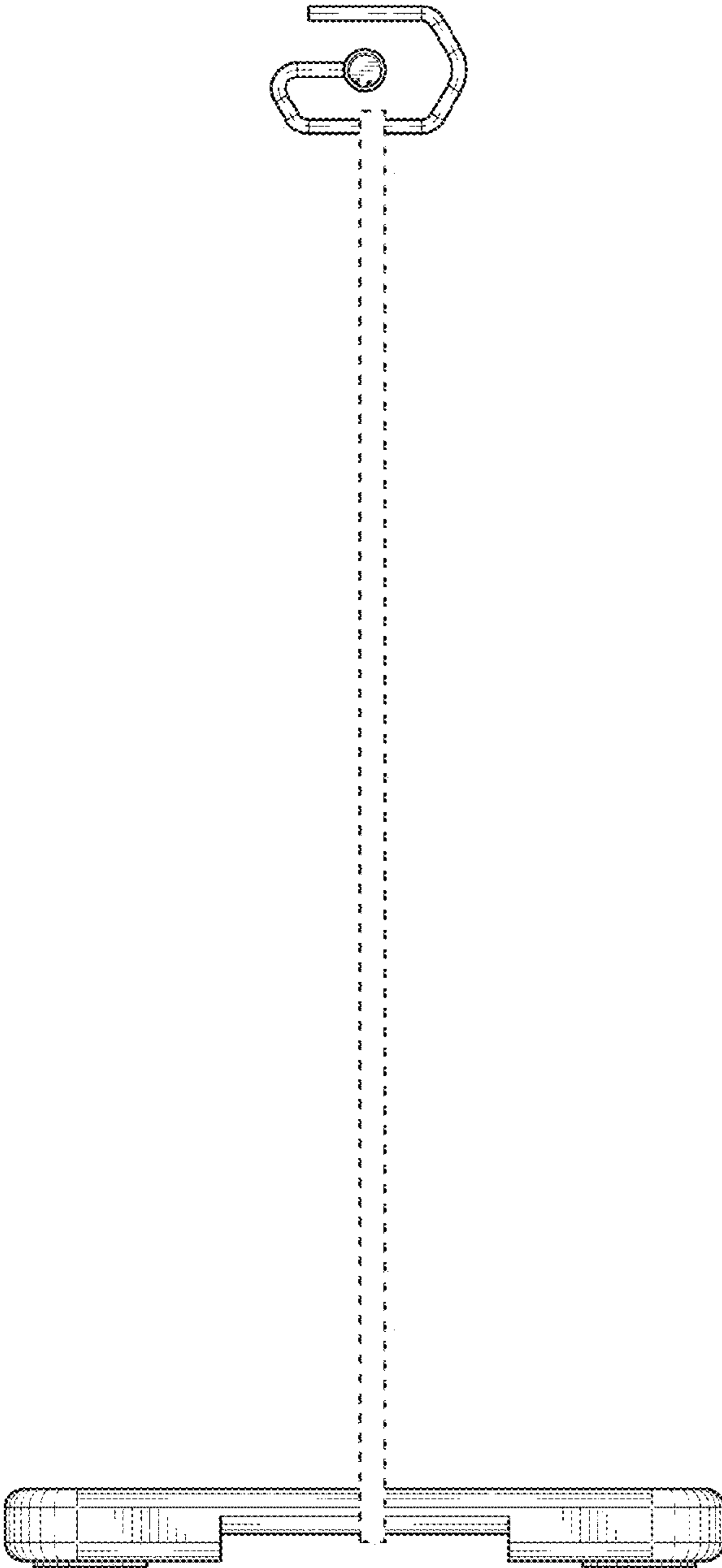


FIG. 2

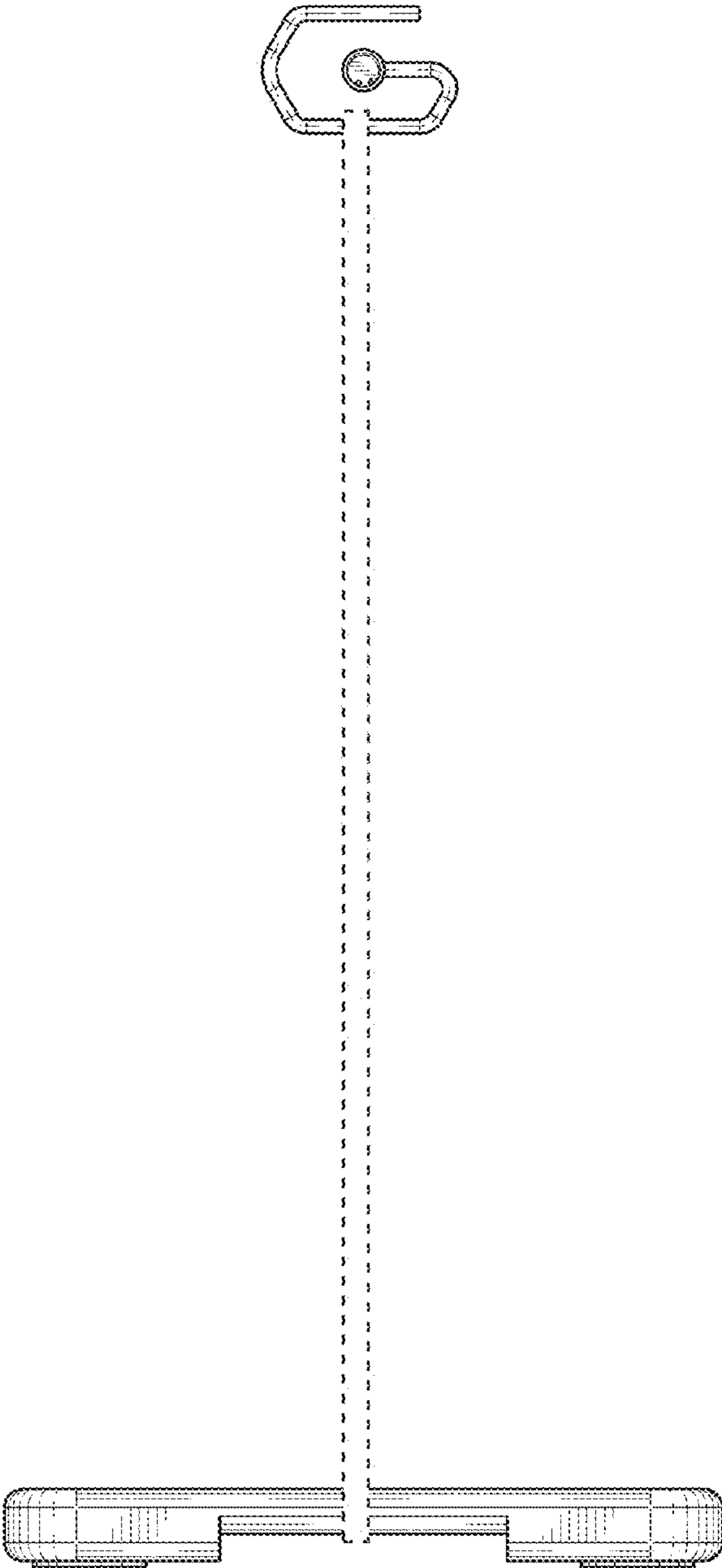


FIG. 3




FIG. 4




FIG. 5

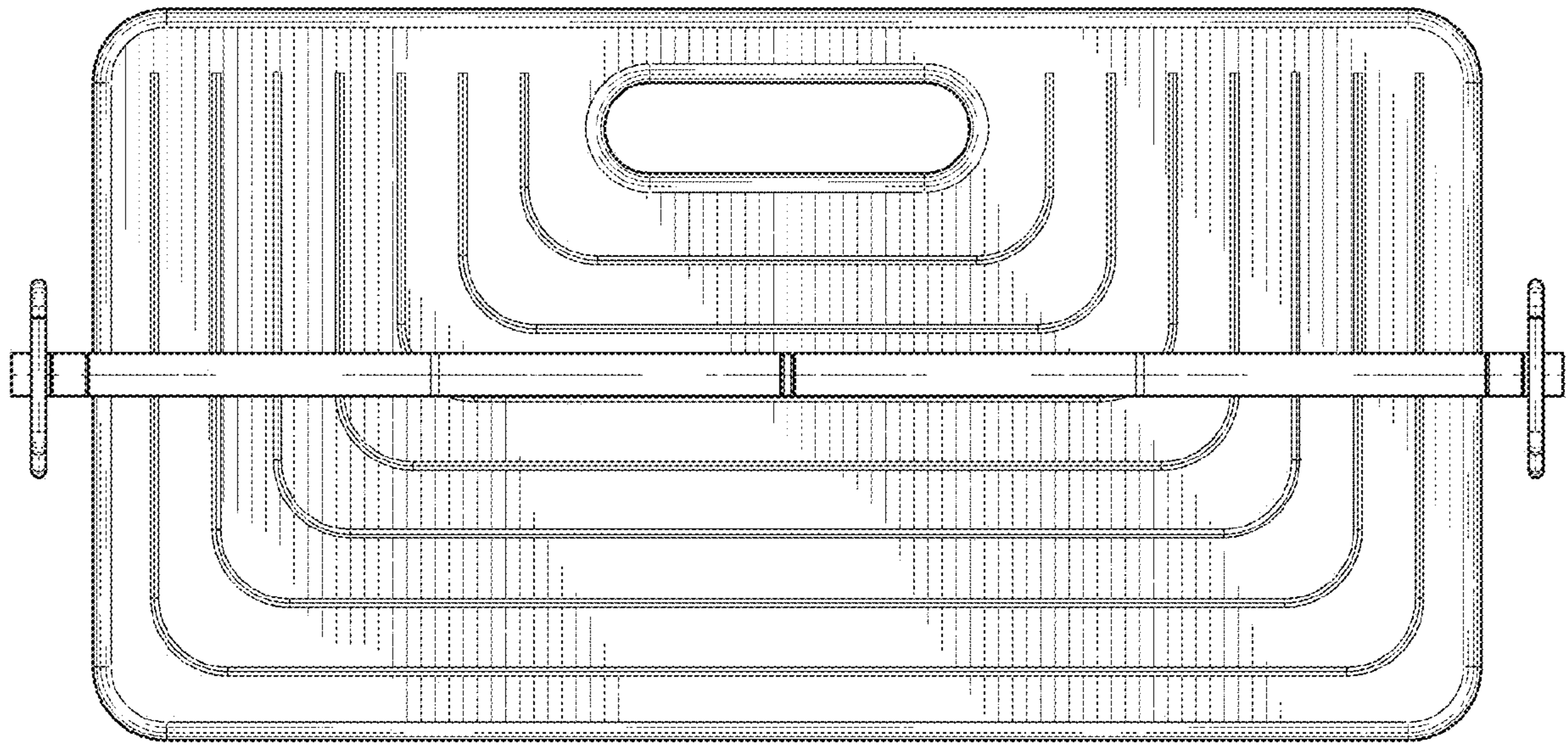


FIG. 6

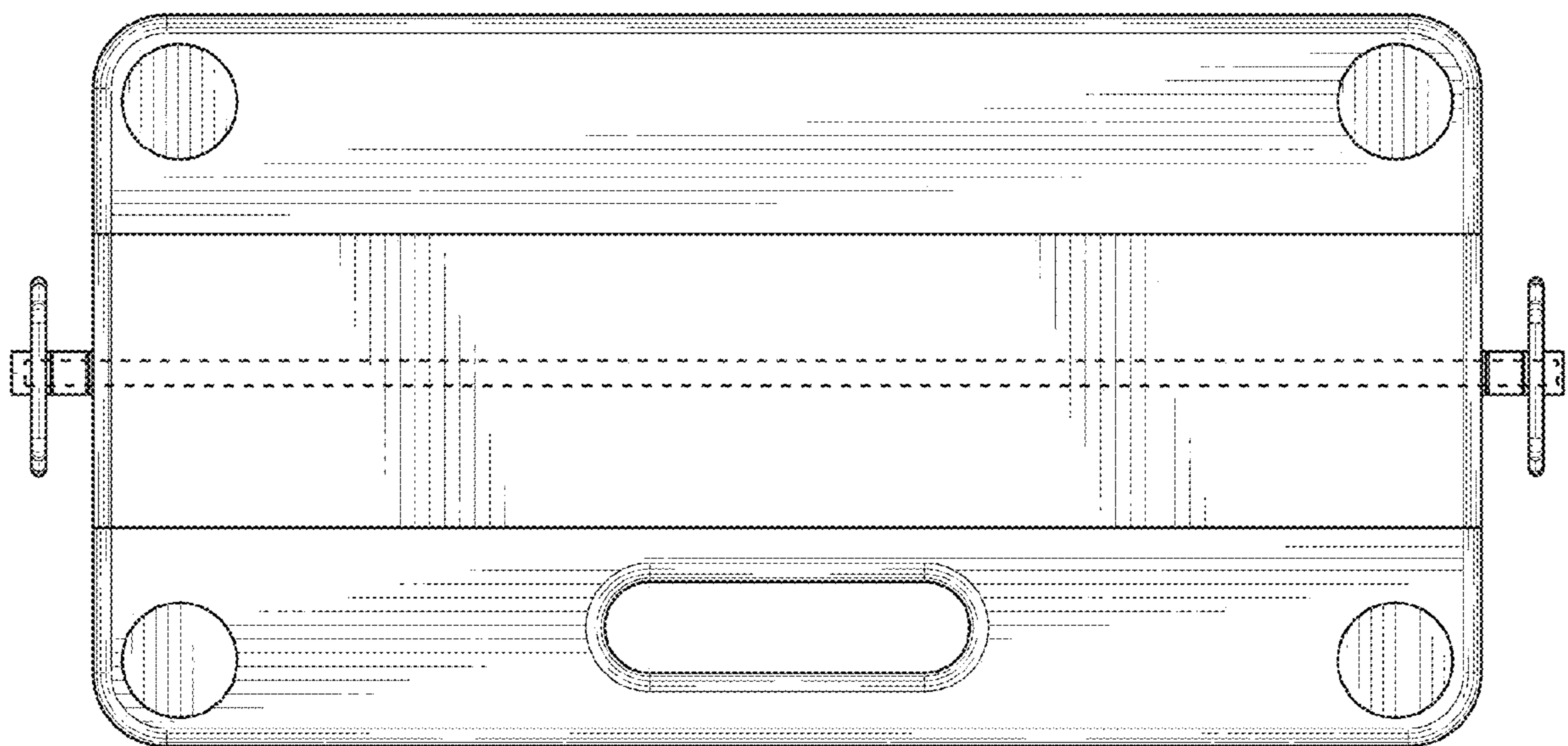


FIG. 7

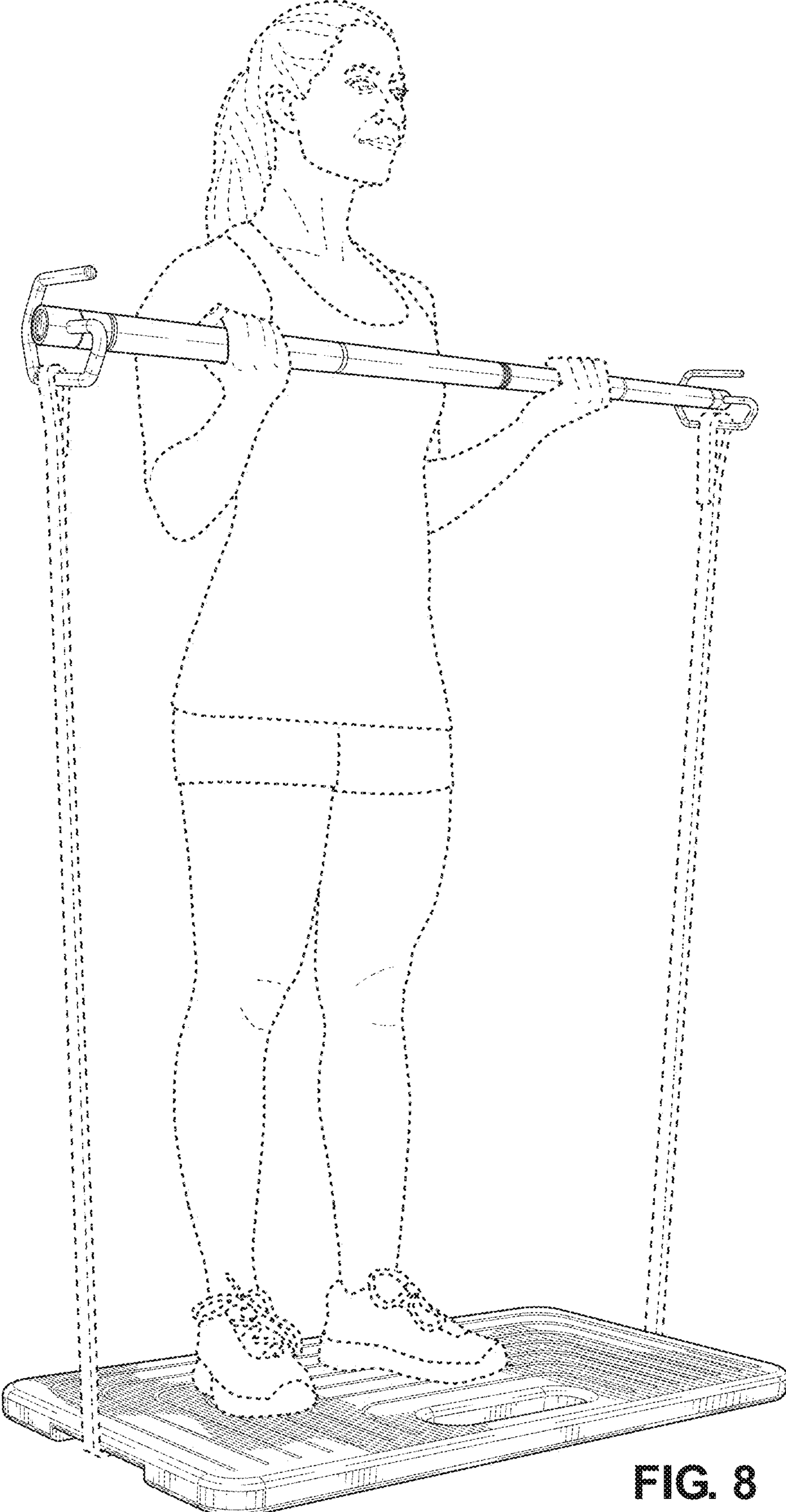


FIG. 8