



US00D954850S

(12) **United States Design Patent**
Du

(10) **Patent No.:** **US D954,850 S**

(45) **Date of Patent:** **** Jun. 14, 2022**

(54) **TOY**

(71) Applicant: **Qingshan Du**, Shantou (CN)

(72) Inventor: **Qingshan Du**, Shantou (CN)

(**) Term: **15 Years**

(21) Appl. No.: **29/719,514**

(22) Filed: **Jan. 6, 2020**

(51) **LOC (13) Cl.** **21-01**

(52) **U.S. Cl.**
USPC **D21/398**

(58) **Field of Classification Search**
USPC D21/300, 313, 324, 328, 329, 333, 386,
D21/396, 398, 405, 406, 414, 560, 566,
D21/475, 585, 659; D14/178, 218, 220,
D14/221, 299; D17/24, 99; D19/59, 60,
D19/62, 64
CPC A63H 3/005; A63H 3/006; A63H 11/00;
A63H 13/00; A63H 33/00; A63H 33/001;
A63H 33/002; A63H 3/38; A63H 3/02;
A63H 33/22; G09B 15/00; A63F 7/00;
A63F 9/00
See application file for complete search history.

6,971,940 B2 * 12/2005 Cohen A63H 33/18
446/47
D519,509 S * 4/2006 Heatherly D14/403
D546,397 S * 7/2007 Sakurai D21/329
D616,018 S * 5/2010 Canipe D18/6
D685,436 S * 7/2013 Menting D21/398
D748,240 S * 1/2016 Goode D24/101
D796,584 S * 9/2017 Okada D21/398
D820,238 S * 6/2018 Boshernitzan D14/218
D838,314 S * 1/2019 Agarwal D21/398
D860,327 S * 9/2019 Brand D21/398
D877,735 S * 3/2020 Hosoda D14/341
D890,752 S * 7/2020 Huang D14/358
D890,812 S * 7/2020 Benedetti D14/497
D891,519 S * 7/2020 Chen D21/324
D904,953 S * 12/2020 Gu D12/192
D928,150 S * 8/2021 Maruyama D14/358
D929,990 S * 9/2021 Maruyama D14/358

* cited by examiner

Primary Examiner — Mehri F Bajoul
(74) *Attorney, Agent, or Firm* — ScienBiziP, P.C.

(57) **CLAIM**

The ornamental design for a toy, as shown and described.

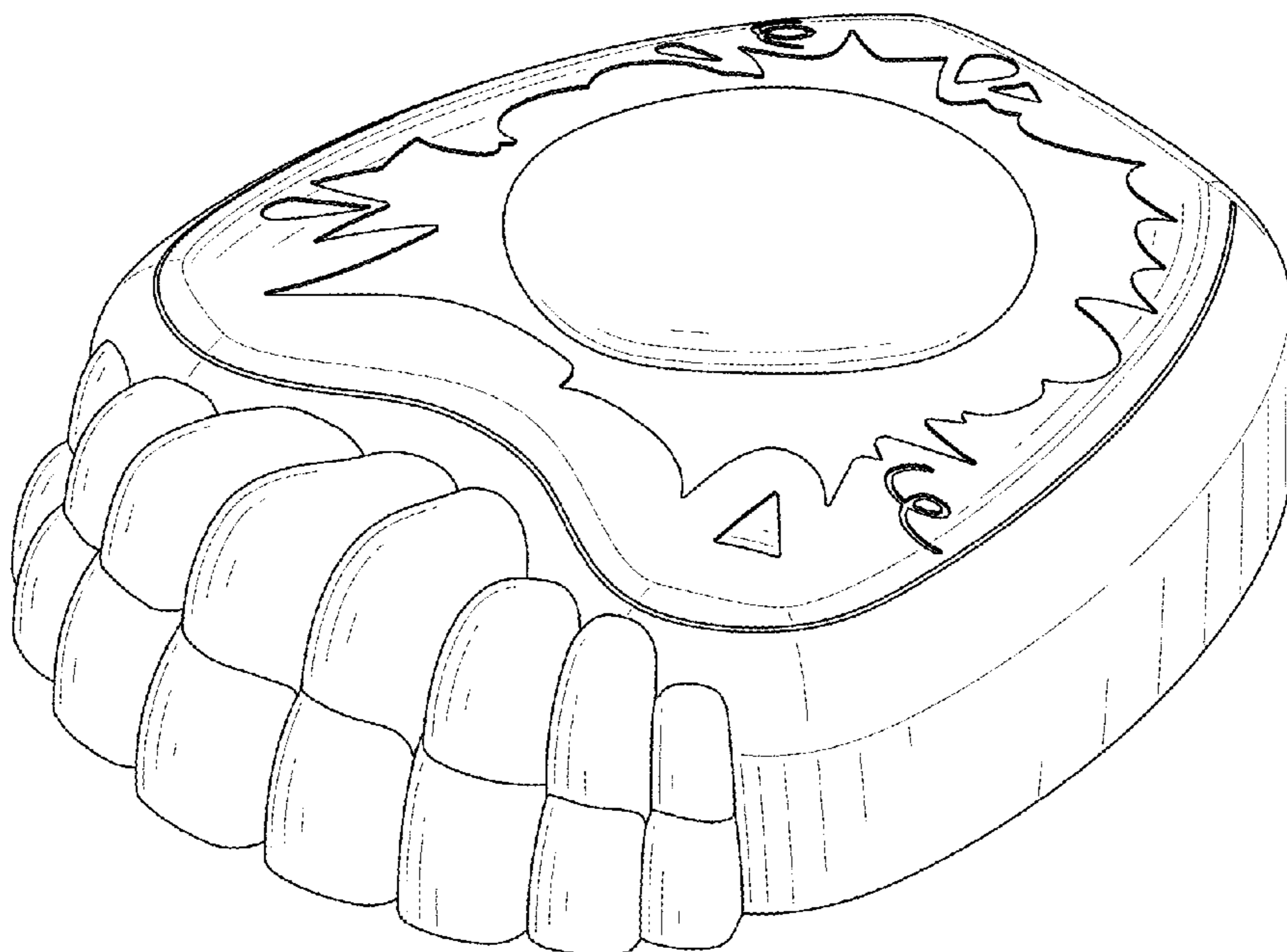
DESCRIPTION

FIG. 1 is a top, front, left side perspective view of a toy, showing my design.
FIG. 2 is a bottom, rear, right side perspective view thereof.
FIG. 3 is a front elevation view thereof.
FIG. 4 is a rear elevation view thereof.
FIG. 5 is a left side elevation view thereof.
FIG. 6 is a right side elevation view thereof.
FIG. 7 is a top plan view thereof; and,
FIG. 8 is a bottom plan view thereof.
The broken lines in in the drawings depict portions of the toy that form no part of the claimed design.

(56) **References Cited**
U.S. PATENT DOCUMENTS

D401,297 S * 11/1998 Fai D21/329
5,984,753 A * 11/1999 Perez A63H 33/18
446/46
D446,822 S * 8/2001 Kenji D21/329
D451,489 S * 12/2001 Martres D14/510
D451,490 S * 12/2001 Martres D14/510
6,726,521 B2 * 4/2004 Peterson A63H 33/18
446/46
D511,985 S * 11/2005 Kelly, Jr. D10/106.1

1 Claim, 8 Drawing Sheets



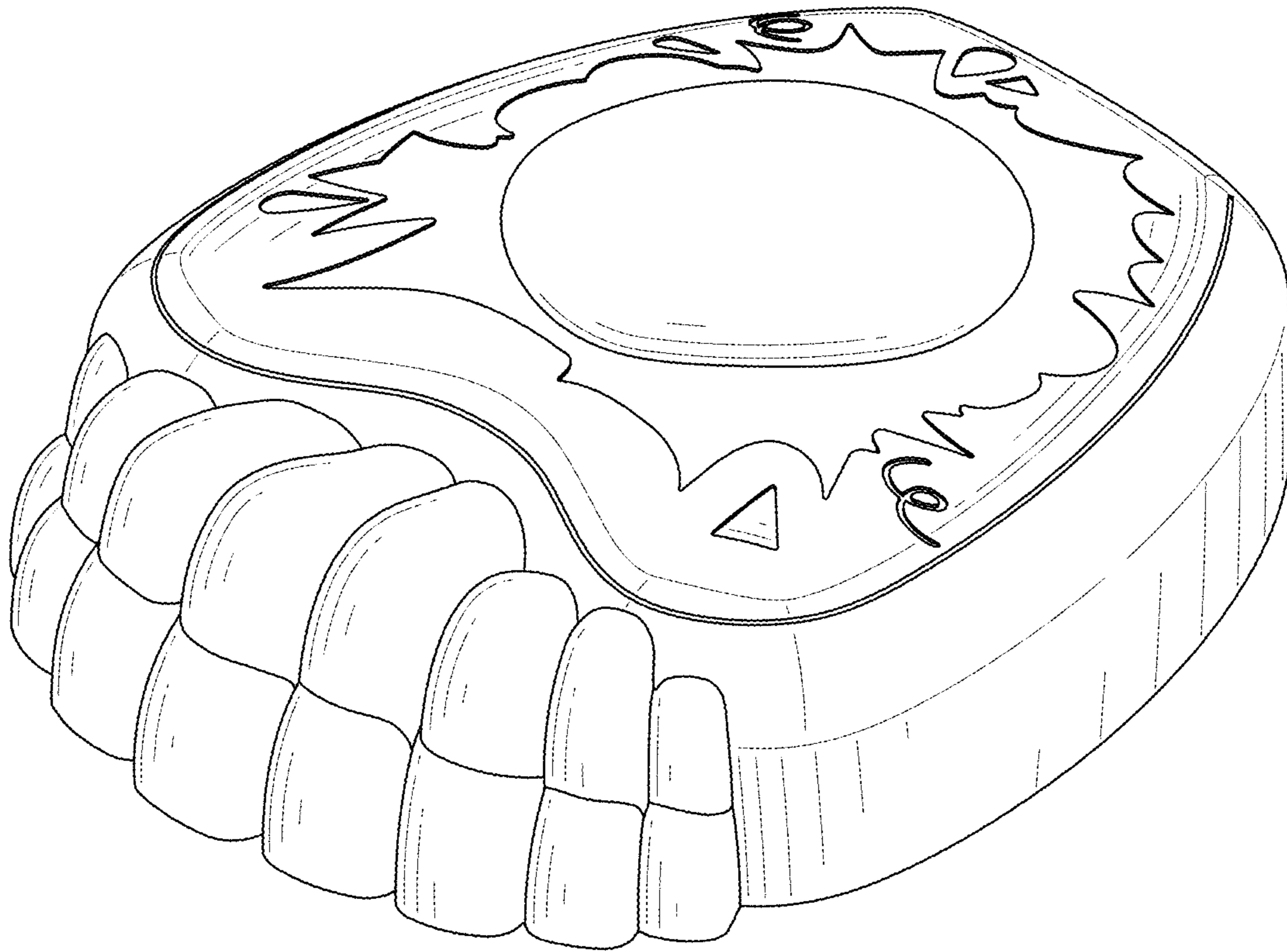


FIG. 1

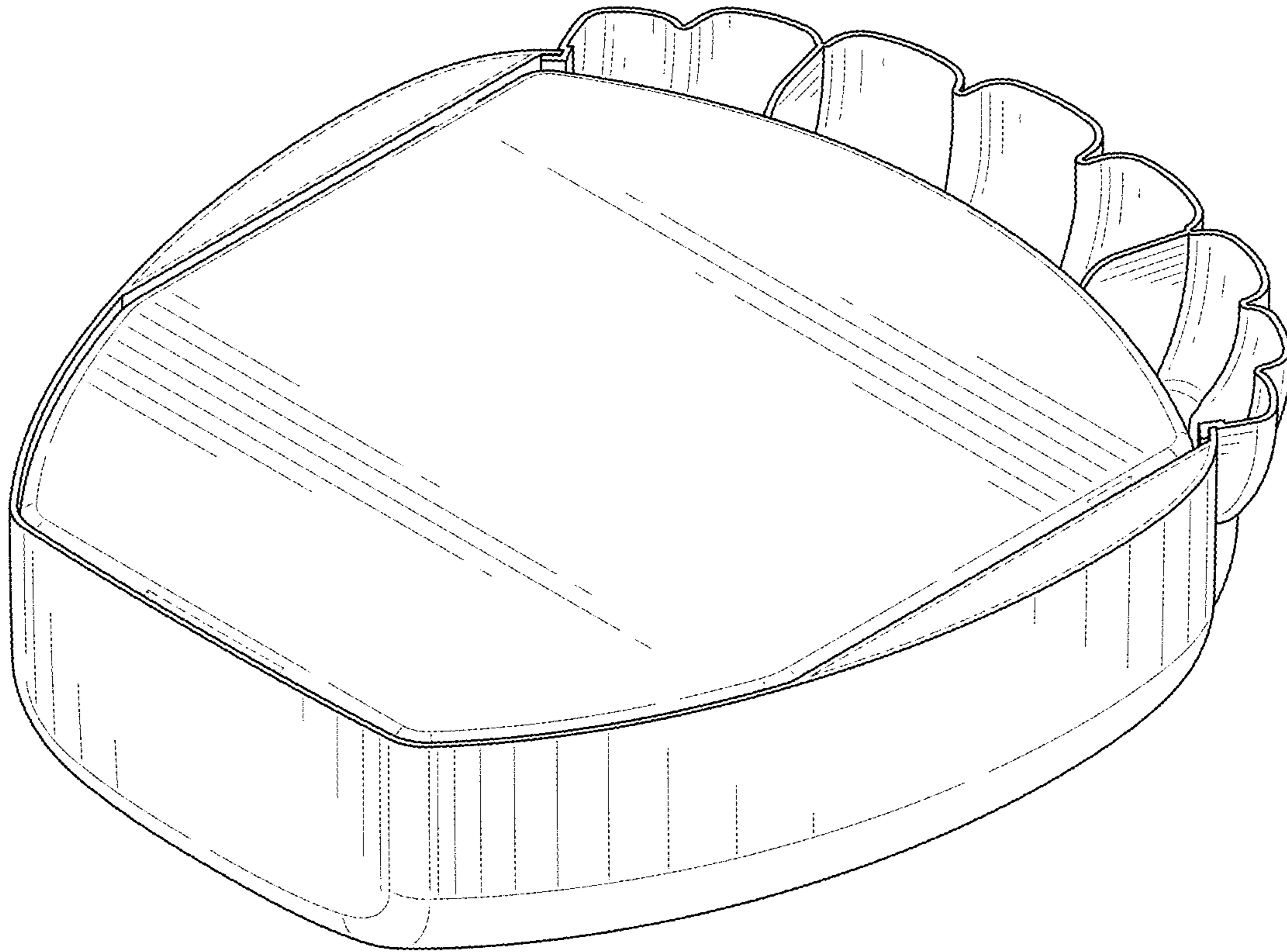


FIG. 2




FIG. 3

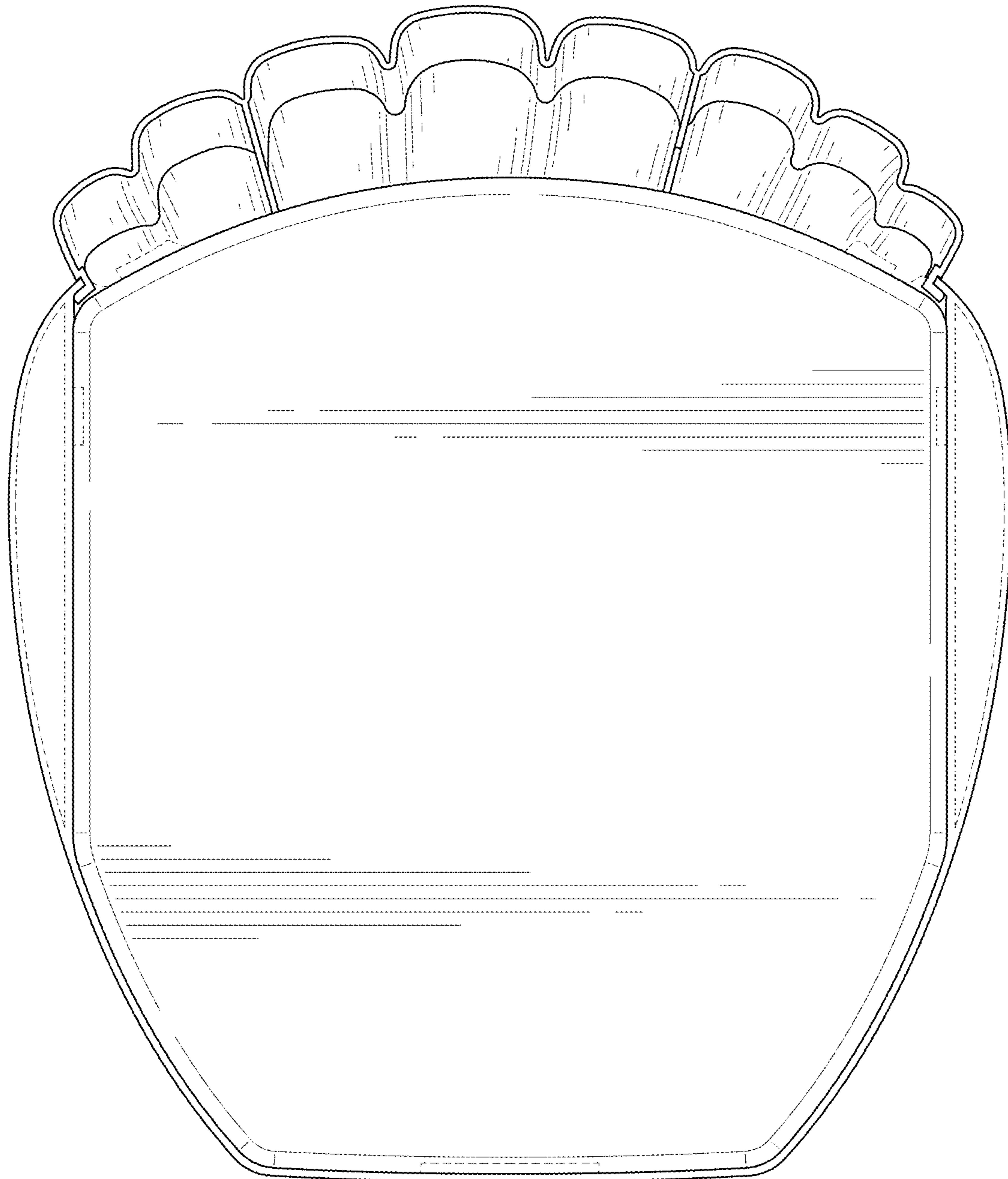


FIG. 4

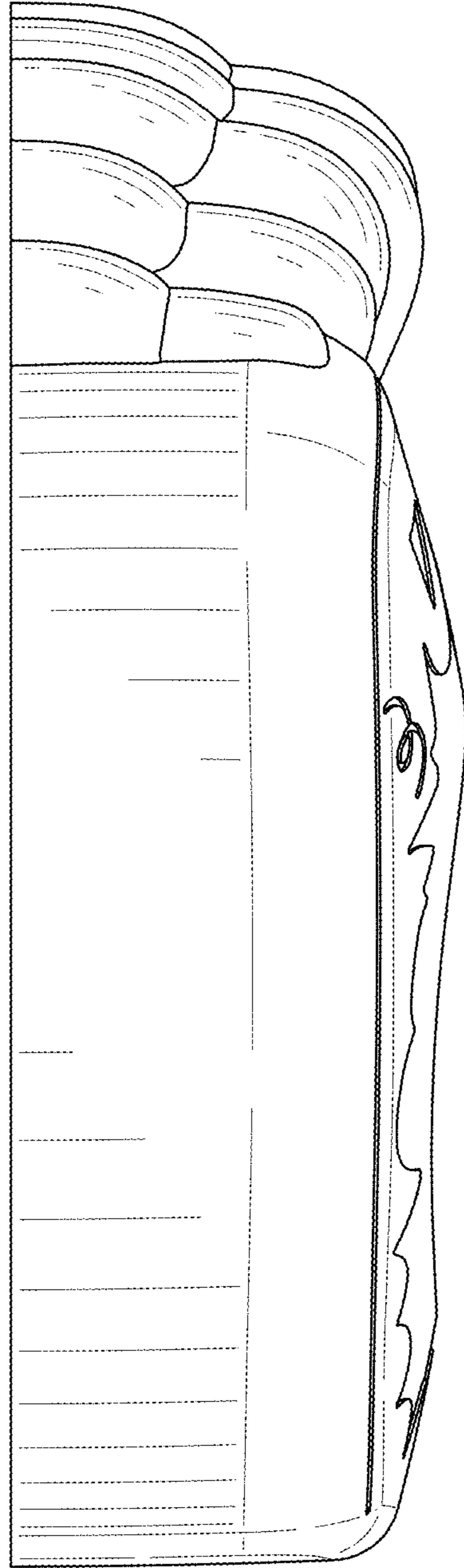


FIG. 5

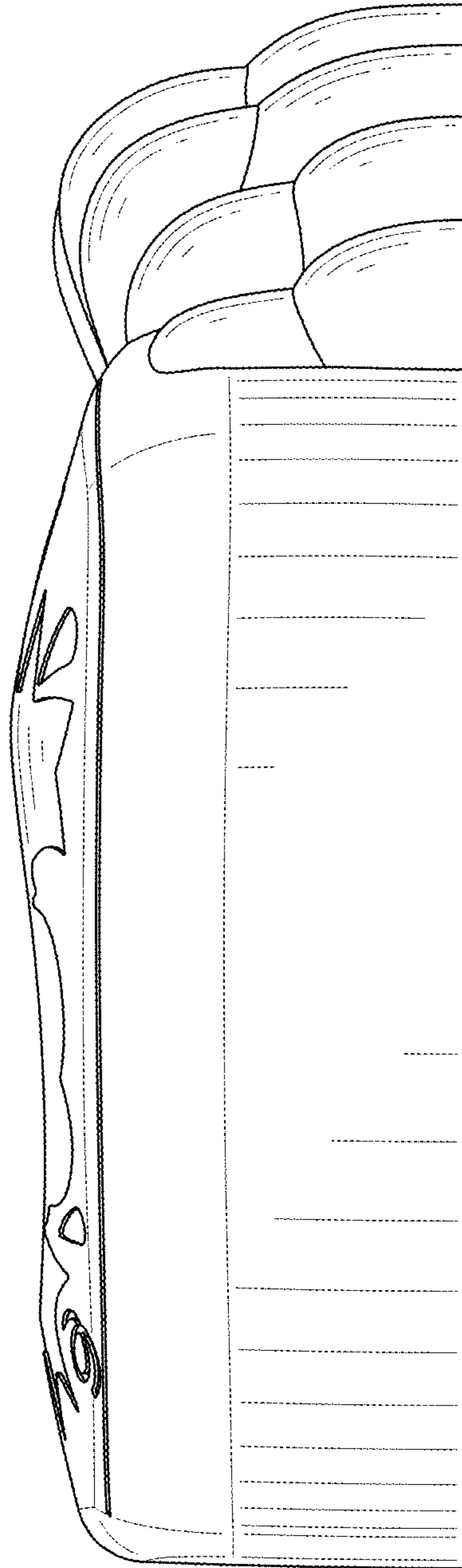


FIG. 6

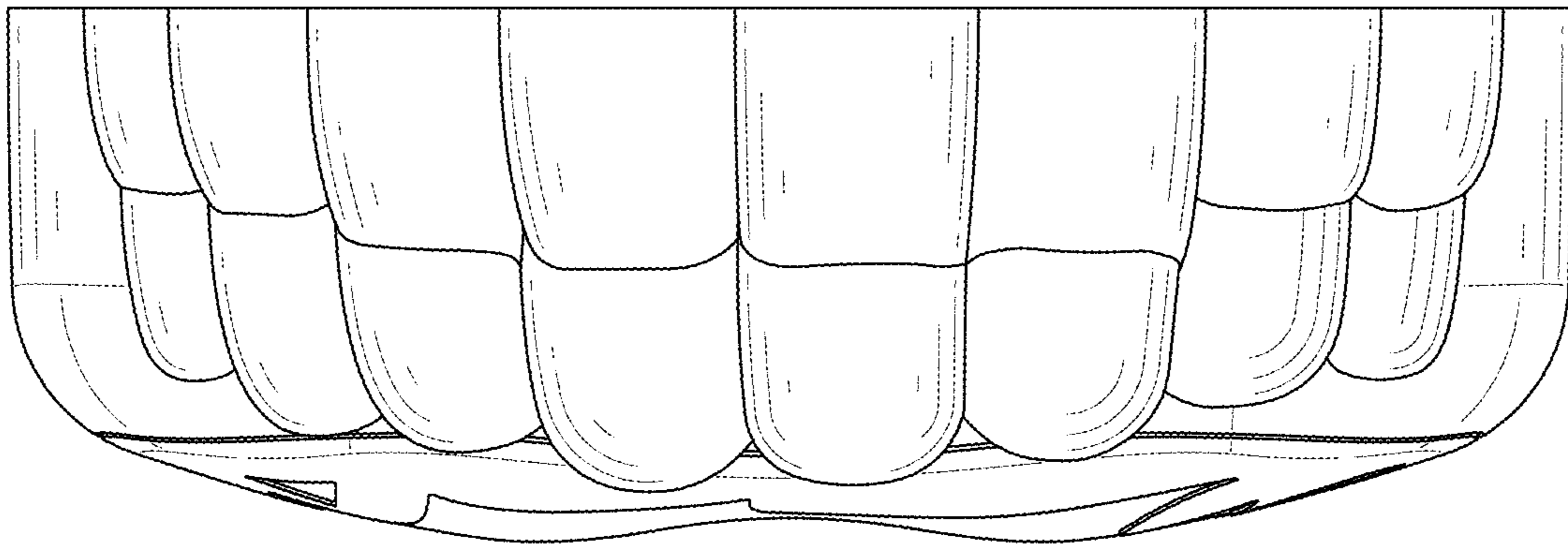


FIG. 7

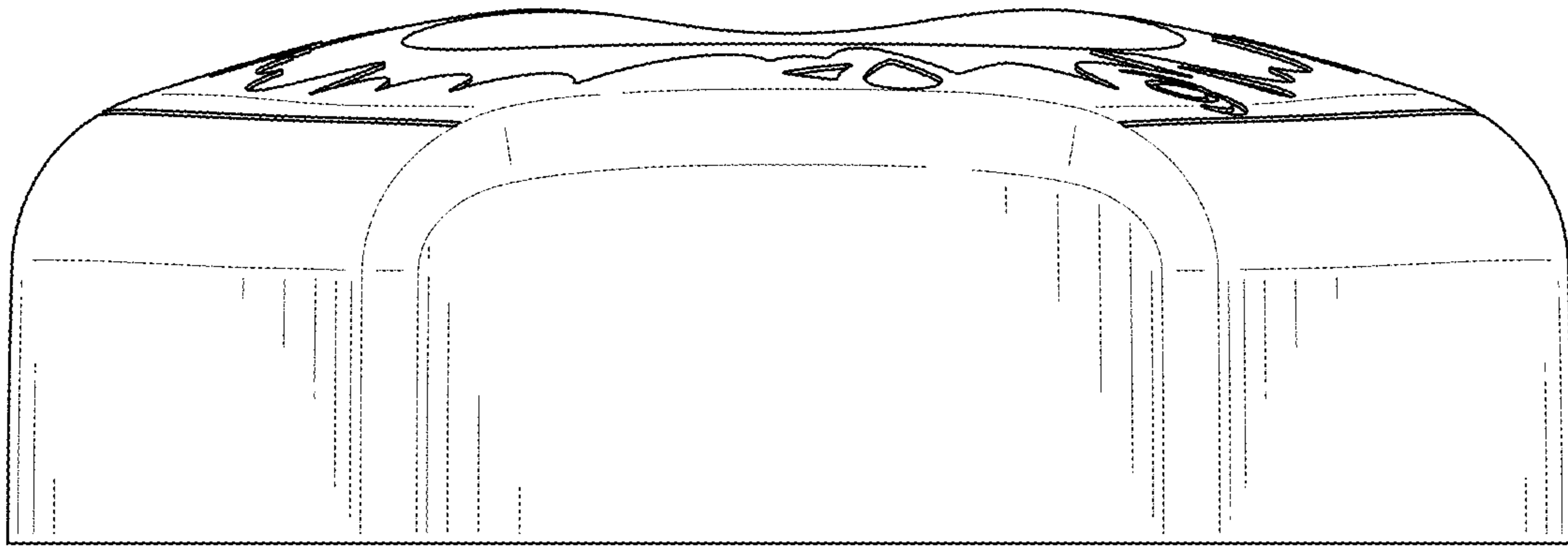


FIG. 8