



US00D954842S

(12) **United States Design Patent**
Deutsch

(10) **Patent No.:** **US D954,842 S**
(45) **Date of Patent:** **** Jun. 14, 2022**

(54) **GAME BOARD**

A63F 2003/00523; A63F 2009/0033;
A63F 2009/0035; A63F 2009/0047; A63F
9/0073

(71) Applicant: **Smart Start Entertainment LLC**,
Monroe, NY (US)

See application file for complete search history.

(72) Inventor: **Jacob Deutsch**, Highland Mills, NY
(US)

(56) **References Cited**

(73) Assignee: **Smart Start Entertainment LLC**,
Monroe, NY (US)

U.S. PATENT DOCUMENTS

(**) Term: **15 Years**

(21) Appl. No.: **29/764,094**

1,509,312 A *	9/1924	Phillips	A63F 3/00072 273/256
2,026,082 A *	12/1935	Darrow	A63F 3/00072 D21/350
D195,174 S *	5/1963	Ragsdale	D21/365
D202,048 S *	8/1965	Cables	D21/347
3,565,437 A *	2/1971	Mitchell	A63F 3/00072 273/256
3,951,411 A *	4/1976	Hill	A63F 3/00148 273/243

(22) Filed: **Dec. 28, 2020**

(51) **LOC (13) Cl.** **21-01**

(52) **U.S. Cl.**

USPC **D21/334; D21/365**

(58) **Field of Classification Search**

USPC D21/348, 362-371, 307, 302, 308-309,
D21/306, 334, 335-341, 345-347, 349,
D21/374-377, 300, 390, 397, 455, 458,
D21/459, 478, 480, 519, 522, 811, 812,
D21/385, 386; 273/236-244, 274-277,
273/268-271, 280-287, 288-291, 138.1,
273/141 R, 141 A, 142 R, 143 R, 143 A,
273/143 B, 143 C, 142 E, 142 F, 142 G,
273/142 H, 142 HA, 145 E, 148 R, 153 R,
273/157 R, 153 J, 440, 459-461, 126 R,
273/126 A, 127 R, 348.1, 348.3, 348.4,
273/348.5, 403-412, 248, 249, 258;
D14/485, 488, 486

CPC A63F 3/00; A63F 3/00003; A63F 3/02;
A63F 3/04; A63F 3/00082; A63F
3/00088; A63F 3/00091; A63F 3/00097;
A63F 3/00173; A63F 3/00176; A63F
3/0023; A63F 3/0052; A63F 3/00694;
A63F 3/027; A63F 3/062; A63F 3/0625;
A63F 2003/00022; A63F 2003/00208;
A63F 2003/00463; A63F 2003/0047;

(Continued)

Primary Examiner — Susan Moon Lee

(74) *Attorney, Agent, or Firm* — Bochner IP, PLLC;
Andrew D. Bochner

(57) **CLAIM**

The ornamental design for a game board, as shown and described.

DESCRIPTION

FIG. 1 is a top, front left-side perspective view of the game board;

FIG. 2 is a top plan view thereof;

FIG. 3A is a top plan view of the left side of FIG. 2, at an enlarged scale;


FIG. 3B is a top plan view of the right side of FIG. 2, at an enlarged scale;

FIG. 4 is a front elevation view thereof, the rear, left side and right side elevation views being identical; and,

FIG. 5 is a bottom plan view thereof.

In the drawings, the broken lines are for the purpose of illustrating environment only, and form no part of the claimed design.

1 Claim, 5 Drawing Sheets



(56)

References Cited

U.S. PATENT DOCUMENTS

4,136,881 A *	1/1979	Anspach	A63F 3/00072	273/256	5,816,819 A *	10/1998	Rockburn	G09B 27/00	434/106
4,140,319 A *	2/1979	Aycock	A63F 3/00072	273/288	D424,627 S *	5/2000	Dunk	D21/360	
D252,344 S *	7/1979	Parker	D21/361		D435,605 S *	12/2000	Azar	D21/365	
D262,125 S *	12/1981	Carroll	D21/360		6,164,650 A *	12/2000	Wilkins	A63F 3/00072	273/287
D268,197 S *	3/1983	Gosman	D21/361		6,352,259 B1 *	3/2002	Israel	A63F 3/00072	273/277
D268,198 S *	3/1983	Smith	D21/361		6,648,648 B1 *	11/2003	O'Connell	G09B 19/02	273/431
D271,892 S *	12/1983	Engel	D21/360		7,198,271 B1 *	4/2007	Thomas	A63F 3/00	273/272
4,486,022 A *	12/1984	Dixon	A63F 3/00028	273/244	D547,808 S *	7/2007	McCall	D21/366	
D292,422 S *	10/1987	Coffel	D21/361		D583,420 S *	12/2008	Constantine	D21/365	
D295,196 S *	4/1988	Davis	D21/350		D649,603 S *	11/2011	Leigh	D21/360	
D305,040 S *	12/1989	Jefferson	D21/361		8,118,307 B2 *	2/2012	Young	A63F 3/001	273/432
4,893,819 A *	1/1990	Wright	A63F 3/00006	273/243	D655,761 S *	3/2012	Allen	D21/361	
5,135,230 A *	8/1992	Denman	A63F 3/00031	273/244	D661,355 S *	6/2012	Foreman	A63F 3/001	D21/361
5,362,061 A *	11/1994	Napolitano	A63F 3/04	434/98	D763,968 S *	8/2016	Hunt, Sr.	D21/365	
D356,605 S *	3/1995	Brello	D21/350		D822,119 S *	7/2018	Nasir	D21/365	
D380,781 S *	7/1997	Arnold	D21/352		D897,443 S *	9/2020	Ruth	D21/365	
5,645,280 A *	7/1997	Zelmer	A63F 3/0423	273/272	2003/0227132 A1 *	12/2003	Martin	A63F 3/00006	273/249
5,673,915 A *	10/1997	Shalders	A63F 3/00072	D21/351	2005/0212205 A1 *	9/2005	Foreman	A63F 3/001	273/242

* cited by examiner




FIG. 1



FIG. 2

FIG. 3A



FIG. 4




FIG. 5