



US00D954837S

(12) **United States Design Patent**
Su

(10) **Patent No.:** **US D954,837 S**

(45) **Date of Patent:** **** Jun. 14, 2022**

(54) **GAMEPAD**

(71) Applicant: **Zhifa Su**, Fujian (CN)

(72) Inventor: **Zhifa Su**, Fujian (CN)

(**) Term: **15 Years**

(21) Appl. No.: **29/747,512**

(22) Filed: **Aug. 24, 2020**

(51) **LOC (13) Cl.** **21-01**

(52) **U.S. Cl.**

USPC **D21/333**

(58) **Field of Classification Search**

USPC D21/324-329, 333; D14/250, 299, 322,
D14/341, 345, 346, 353, 354, 374, 375,
D14/376, 421, 432, 440, 463, 493;
D22/100, 103-105; D13/162.1; D10/78,
D10/98, 103; D12/174, 177, 190, 218

CPC A45C 13/00; A45C 13/001; A45C 13/002;
A63F 13/10; A63F 9/0294; G06F 3/014;
G06F 3/0346; G06F 3/0338; G06T 7/246

See application file for complete search history.

(56) **References Cited**

U.S. PATENT DOCUMENTS

D794,129 S	*	8/2017	Kujawski	D21/333
D794,717 S	*	8/2017	Kujawski	D21/333
D795,961 S	*	8/2017	Chatterjee	D21/333
D799,599 S	*	10/2017	Kujawski	D21/333
D816,773 S	*	5/2018	Chatterjee	D21/333

D819,641 S	*	6/2018	Tsuchiya	D14/401
D825,005 S	*	8/2018	Chatterjee	D21/333
D847,265 S	*	4/2019	Chatterjee	D21/333
D847,903 S	*	5/2019	Chatterjee	D21/333
D849,147 S	*	5/2019	Strahle	D21/333
D854,619 S	*	7/2019	Konishi	D21/333
D855,703 S	*	8/2019	Chatterjee	D21/333
D863,447 S	*	10/2019	Tsuchiya	D21/333
D865,766 S	*	11/2019	Hu	D14/401
D867,460 S	*	11/2019	Yan	D21/333
D882,690 S	*	4/2020	Tsuchiya	D21/333
D890,263 S	*	7/2020	Tong	D21/333
D894,281 S	*	8/2020	Wang	D21/333

* cited by examiner

Primary Examiner — Mehri F Bajoul

(57) **CLAIM**

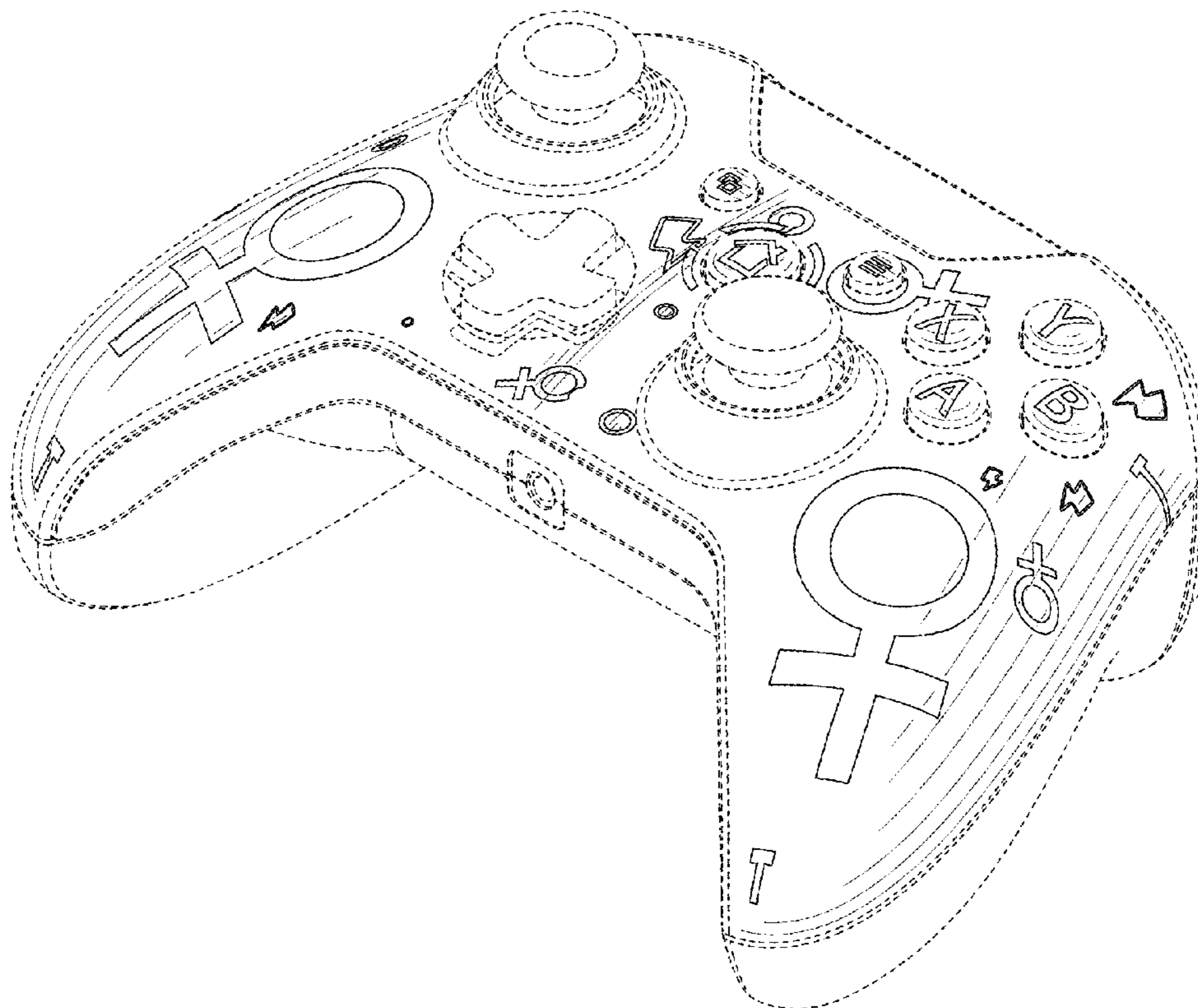
The ornamental design for a gamepad, as shown and described.

DESCRIPTION

FIG. 1 is a bottom, front and right side perspective view of a gamepad showing my new design; FIG. 2 is a front elevational view thereof; FIG. 3 is a rear elevational view thereof; FIG. 4 is a left side view thereof; FIG. 5 is a right side view thereof; FIG. 6 is a top plan view thereof; and, FIG. 7 is a bottom plan view thereof.

The broken lines in the drawings illustrate portions of the gamepad which form no part of the claimed design.

1 Claim, 7 Drawing Sheets



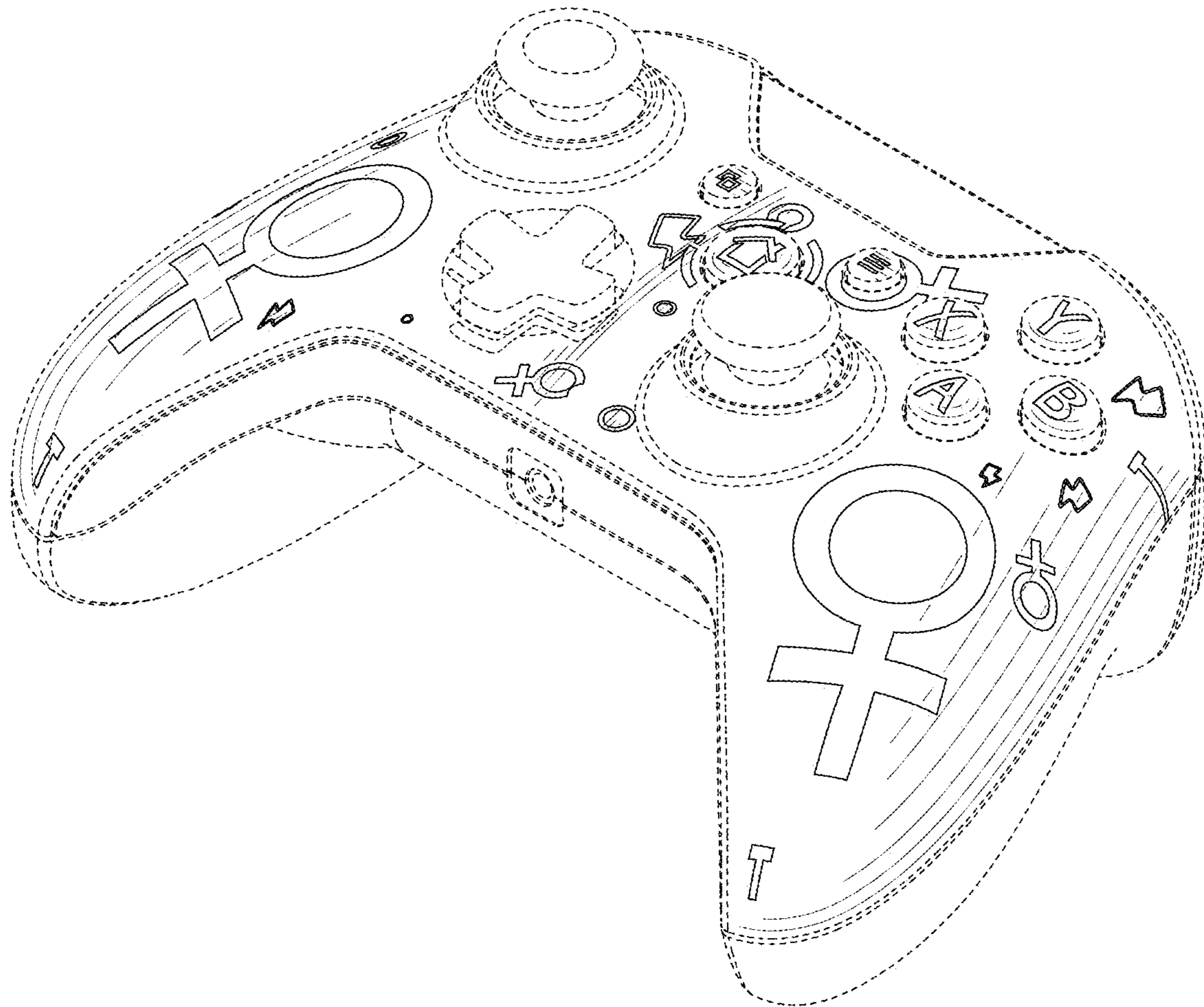


FIG. 1

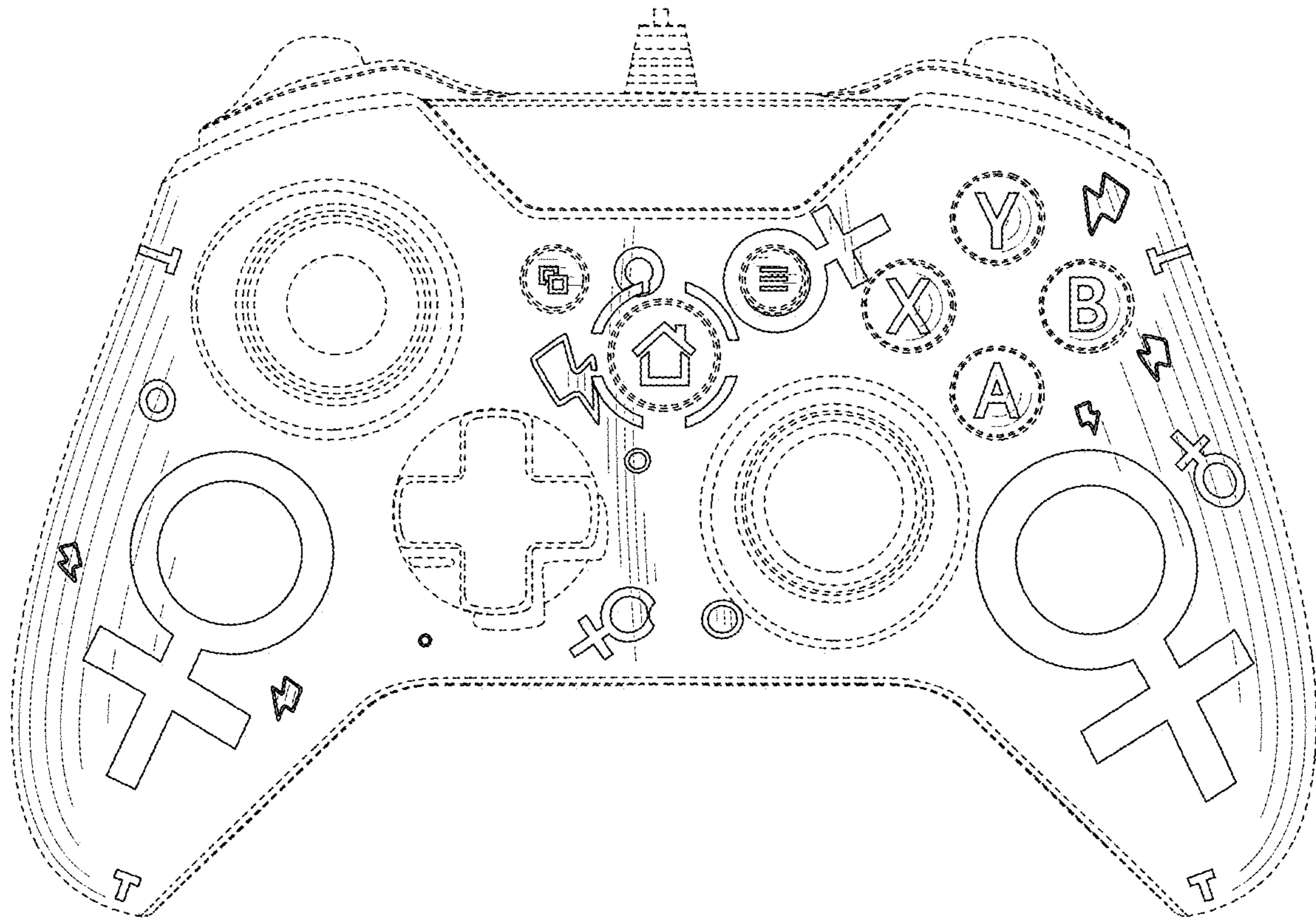


FIG. 2

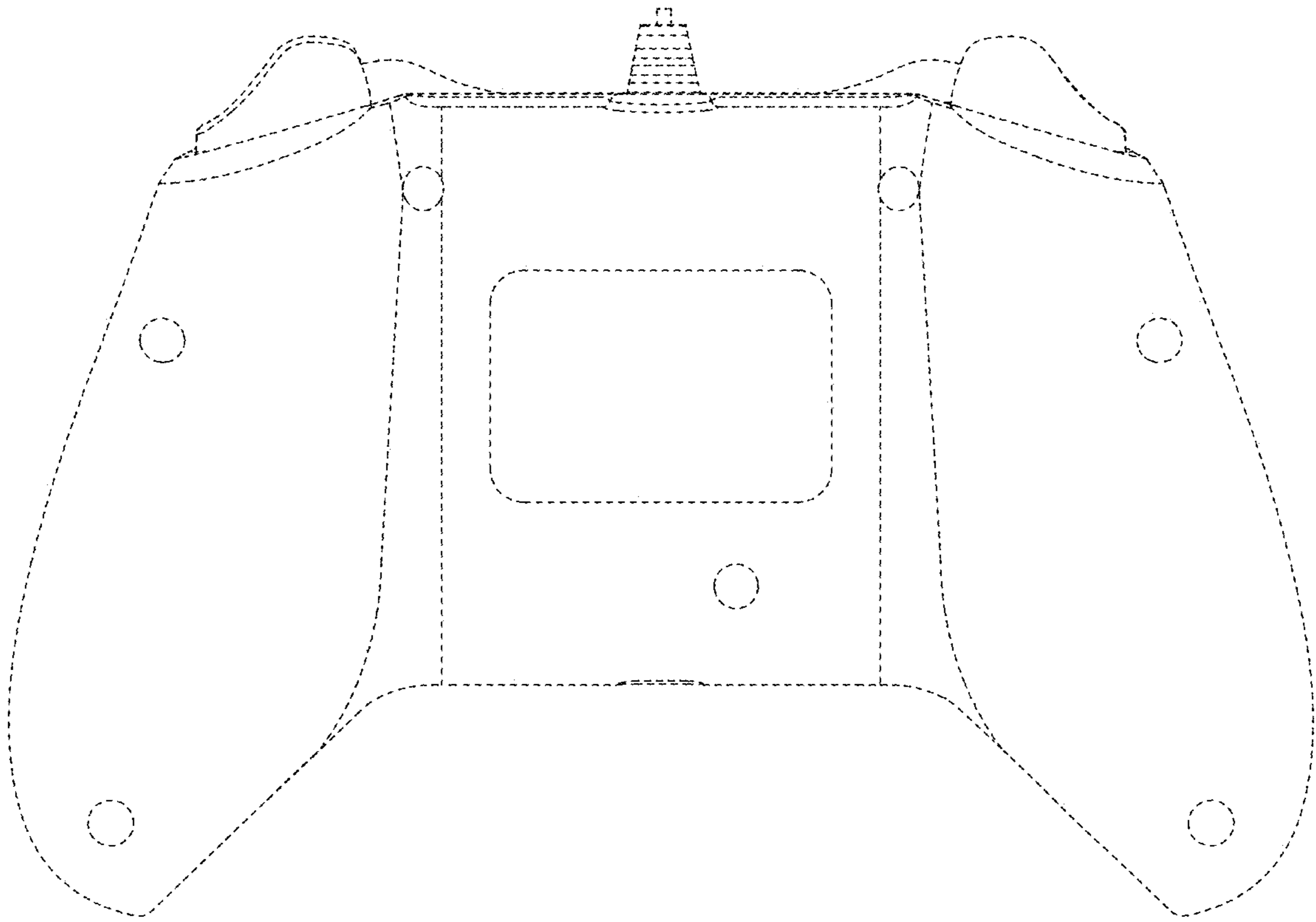


FIG. 3




FIG. 4

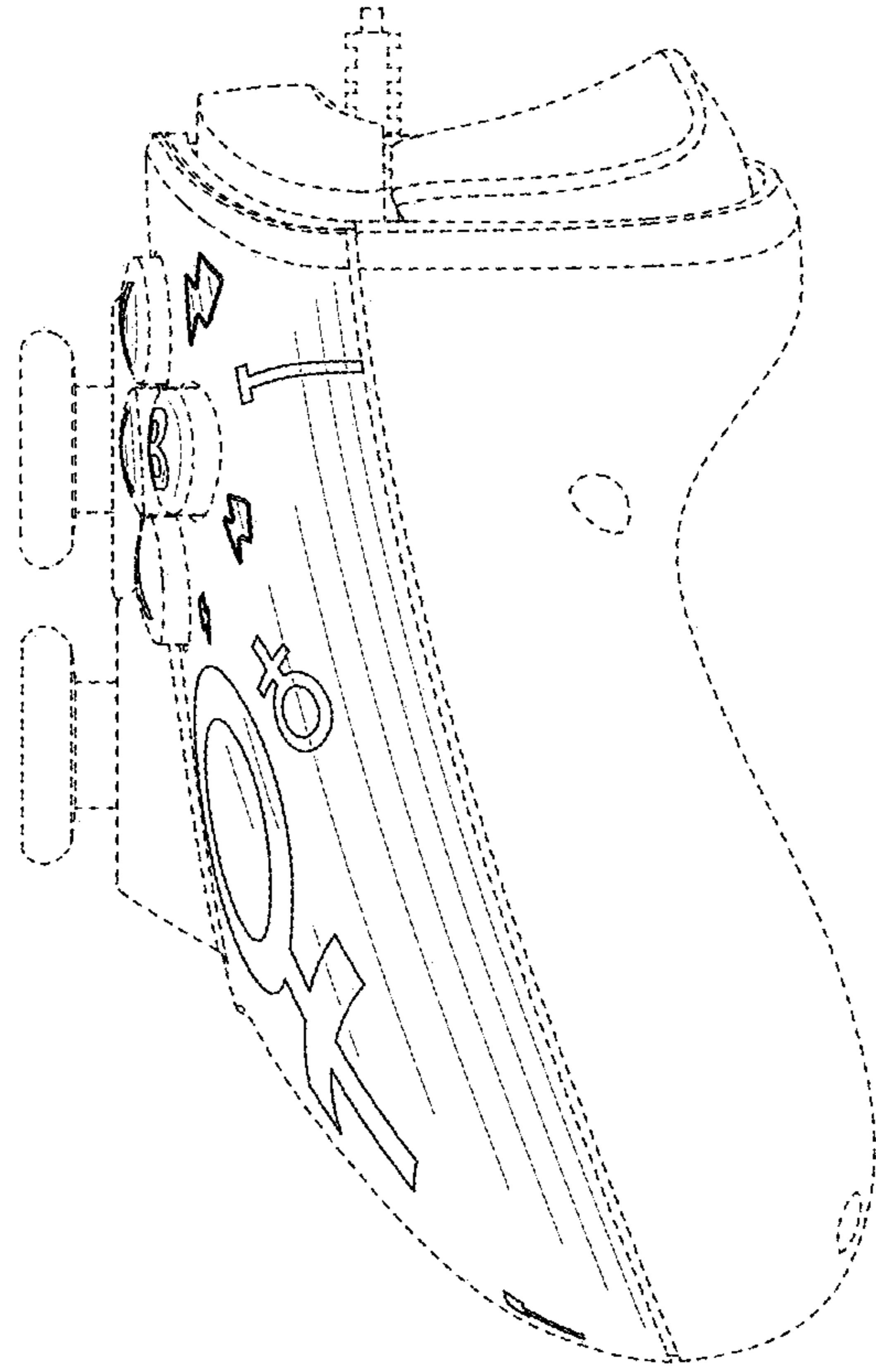


FIG. 5

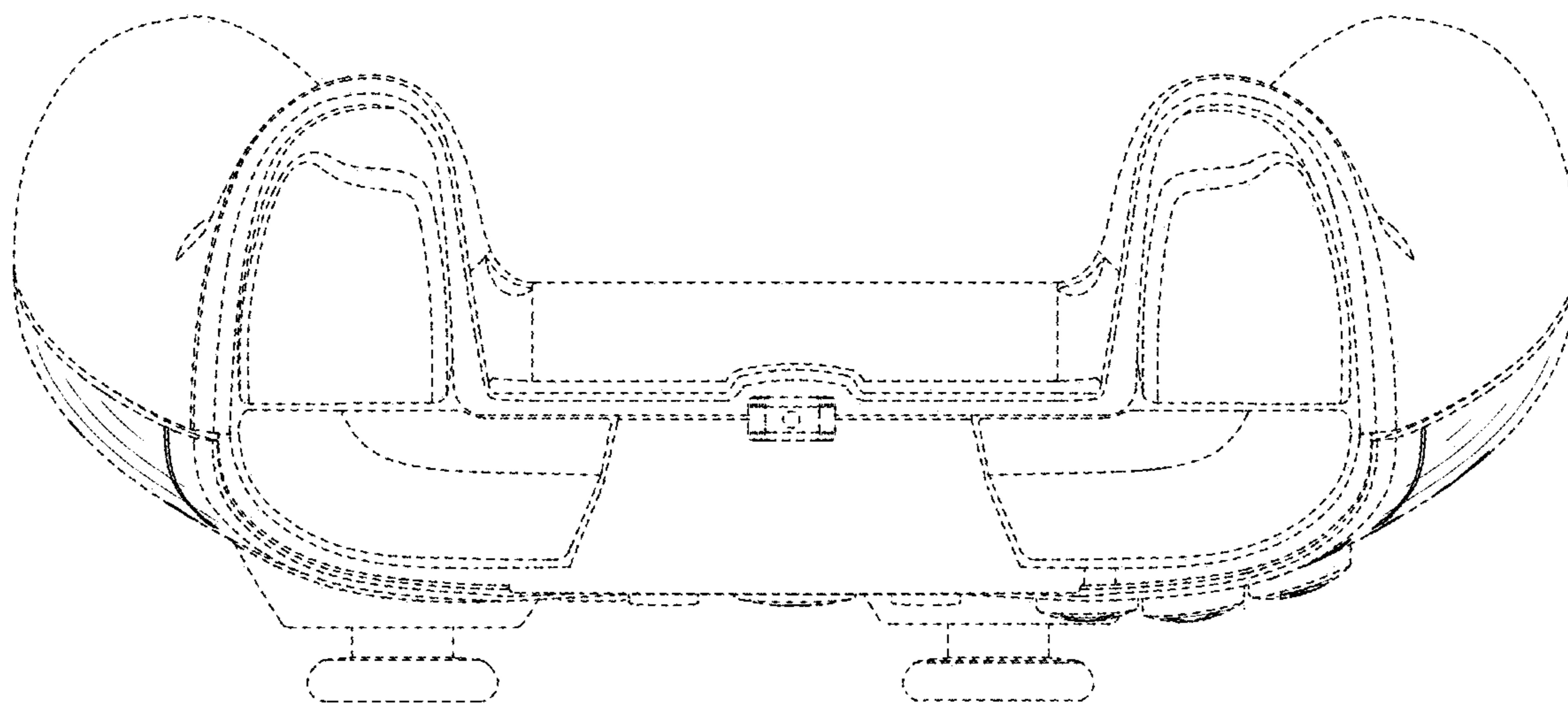


FIG. 6

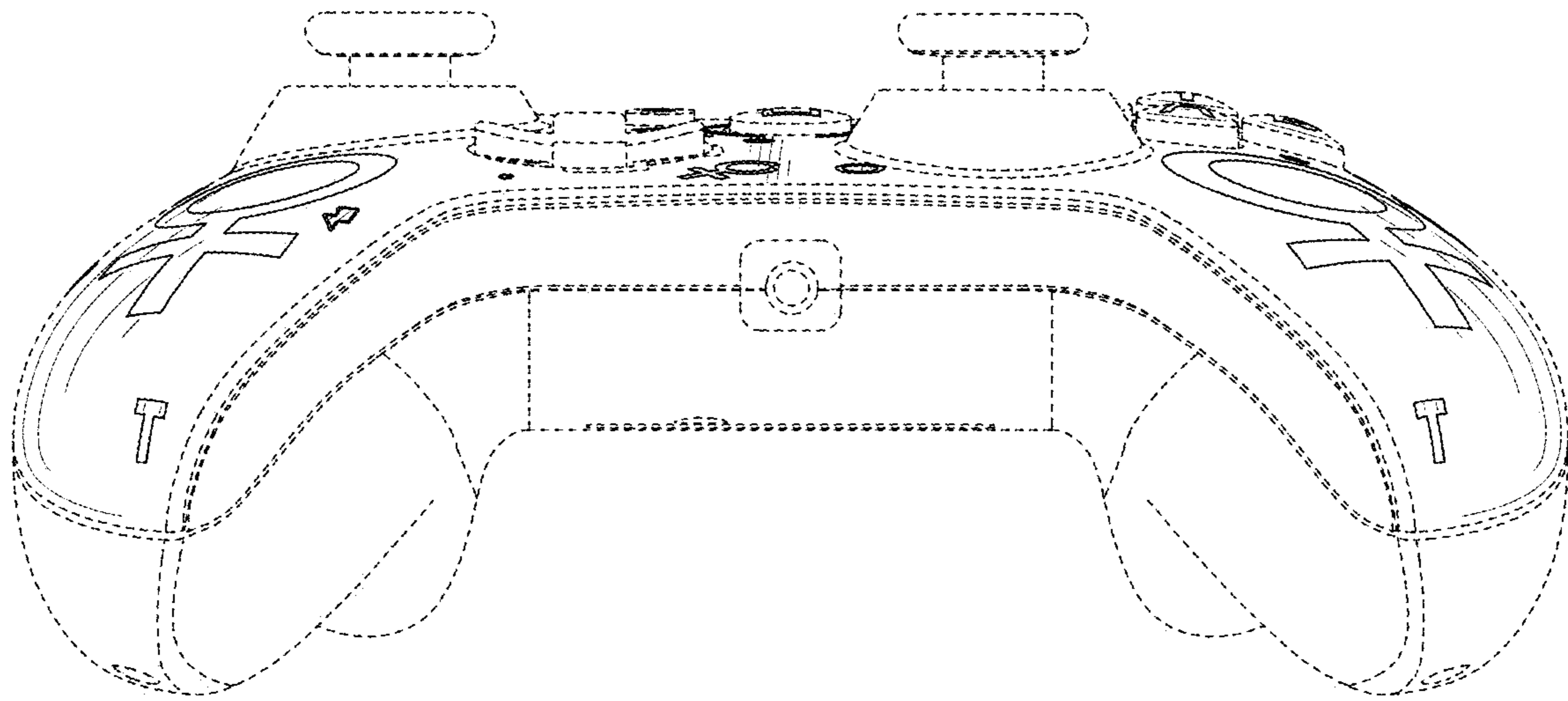


FIG. 7