



US00D954794S

(12) **United States Design Patent**
Schwarz et al.

(10) **Patent No.:** **US D954,794 S**
(45) **Date of Patent:** **** Jun. 14, 2022**

(54) **EYEMASK**

(71) Applicant: **Manta Sleep LLC**, Jackson, WY (US)

(72) Inventors: **Benjamin Schwarz**, Jackson, WY (US);
Mark Zhang, Jackson, WY (US)

(73) Assignee: **MANTA SLEEP LLC**, Jackson, WY (US)

(**) Term: **15 Years**

(21) Appl. No.: **29/747,442**

(22) Filed: **Aug. 21, 2020**

(51) **LOC (13) Cl.** **16-06**

(52) **U.S. Cl.**
USPC **D16/301**

(58) **Field of Classification Search**
USPC D16/300, 301, 303, 304, 306, 309, 314,
D16/323-326

See application file for complete search history.

(56) **References Cited**

U.S. PATENT DOCUMENTS

D465,234 S	*	11/2002	Gordon	D16/301
D489,749 S	*	5/2004	Landvik	A61F 9/04
					D16/301
D668,703 S	*	10/2012	Gordon	D16/301
D723,740 S	*	3/2015	Jenkins	A45D 8/36
					D28/41
D861,771 S	*	10/2019	Schwarz	A61F 9/04
					D16/301

OTHER PUBLICATIONS

Manta Weighted Head Strap, posted at mantasleep.com, posting date not given, [online], [site visited Dec. 13, 2021]. Available from

Internet, URL: <https://mantasleep.com/products/manta-weighted-head-strap> (Year: 2021).*

Sleeping Mask, posted at aliexpress.com, posting date not given, [online], [site visited Dec. 13, 2021]. Available from Internet, URL: <https://www.aliexpress.com/item/33047682638.html> (Year: 2021).*
Tempur-Pedic Sleep Mask, posted at amazon.ca, posting date Jun. 7, 2012, [online], [site visited Dec. 13, 2021]. Available from Internet, URL: <https://www.amazon.ca/Tempur-Pedic-Sleep-Mask-Size/dp/B0027OUUFW> (Year: 2012).*

* cited by examiner

Primary Examiner — Maria J. Edwards

(74) *Attorney, Agent, or Firm* — Pai Patent & Trademark Law Firm; Chao-Chang David Pai

(57) **CLAIM**

The ornamental design for an eyemask, as shown and described.

DESCRIPTION

FIG. 1 is a front perspective view of an eyemask showing my new design;

FIG. 2 is a rear perspective view thereof;

FIG. 3 is a front elevation view thereof;

FIG. 4 is a rear elevation view thereof;

FIG. 5 is a left side elevation view thereof;

FIG. 6 is a right side elevation view thereof;

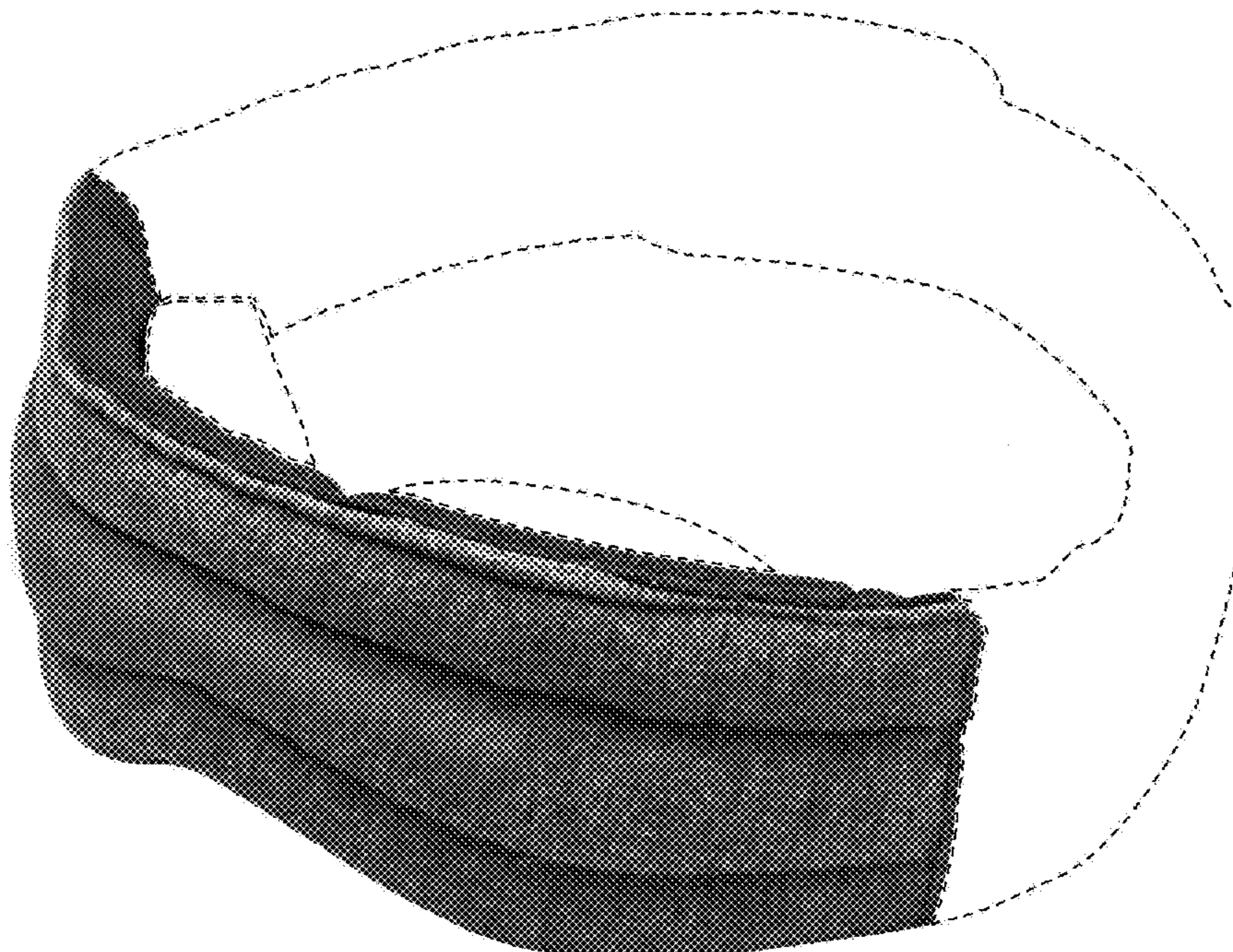
FIG. 7 is a top plan view thereof;

FIG. 8 is a bottom plan view thereof; and,

FIG. 9 is another rear perspective view thereof, showing two eyecups being omitted.

The broken lines shown in the drawings depict portions of the article that form no part of the claimed design.

1 Claim, 9 Drawing Sheets






FIG. 1

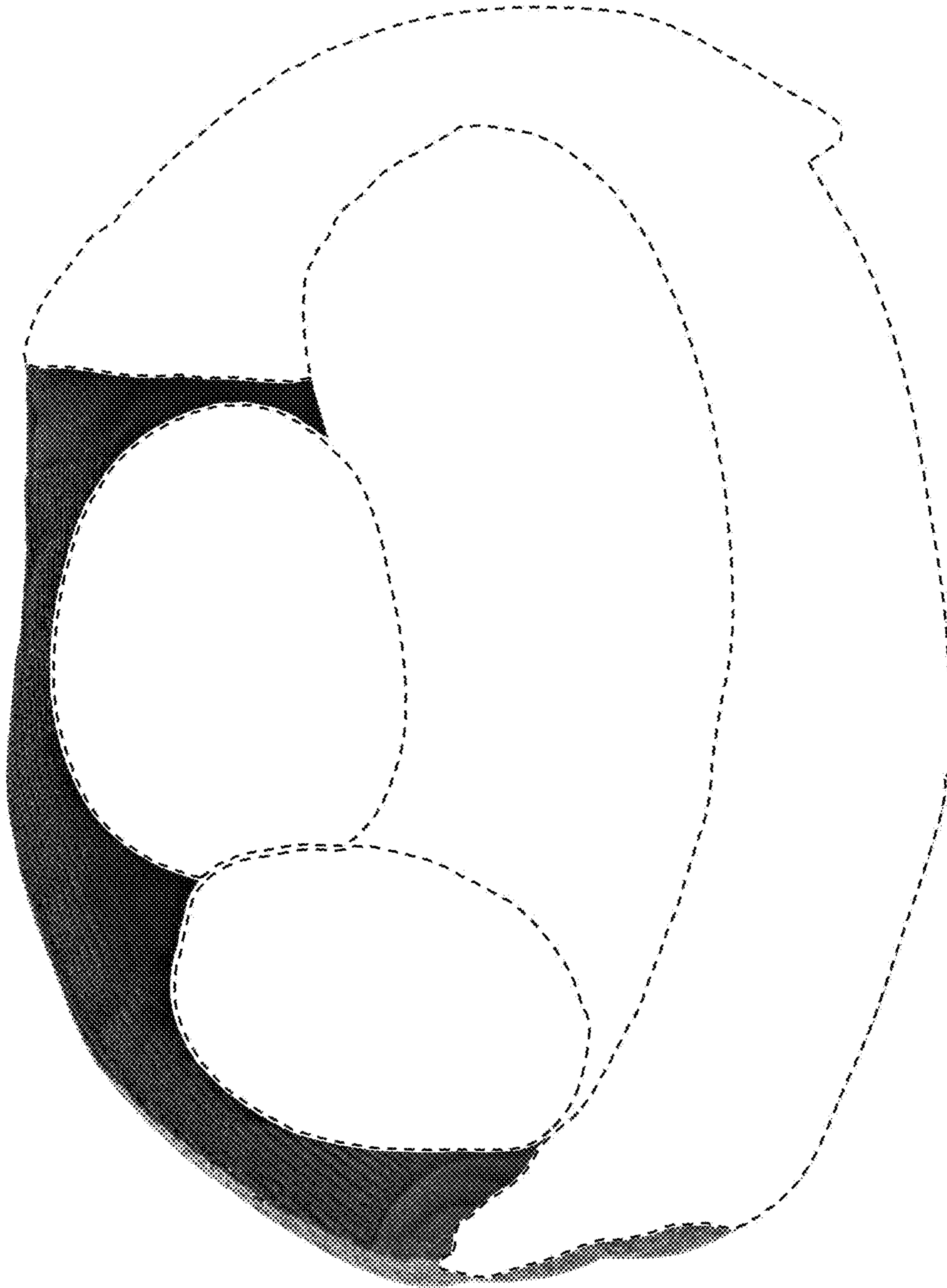


FIG. 2




FIG. 3

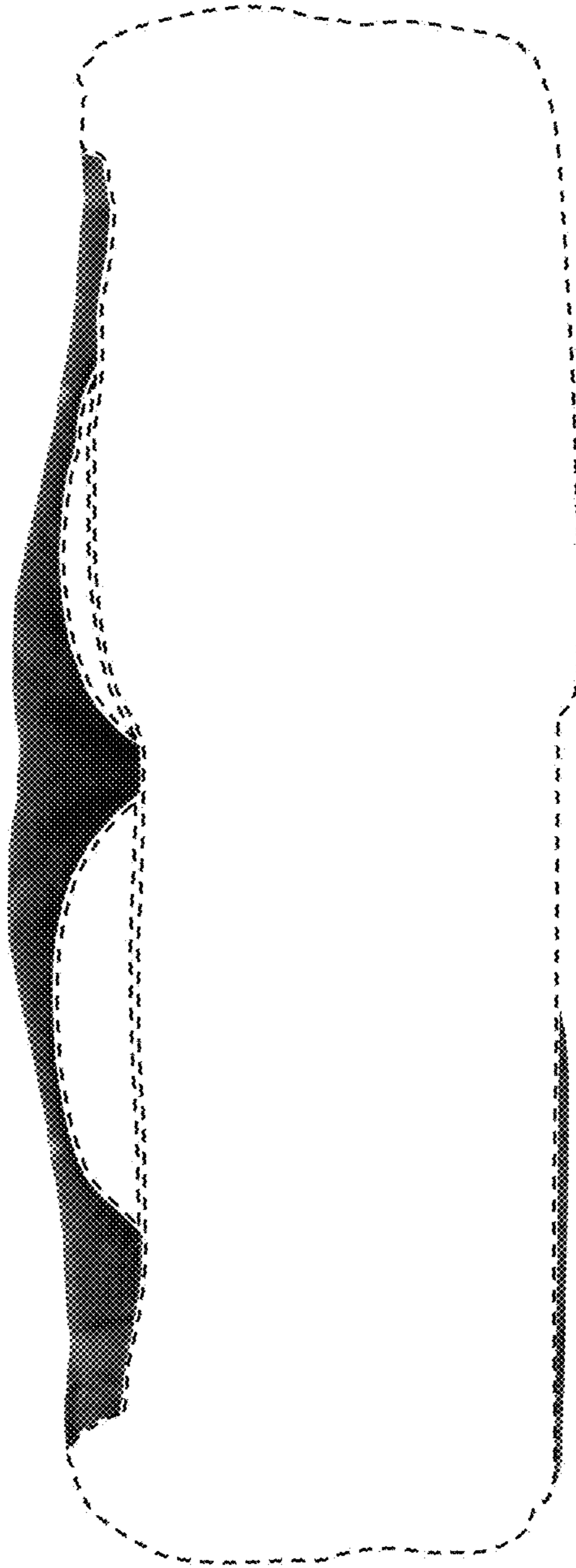


FIG. 4

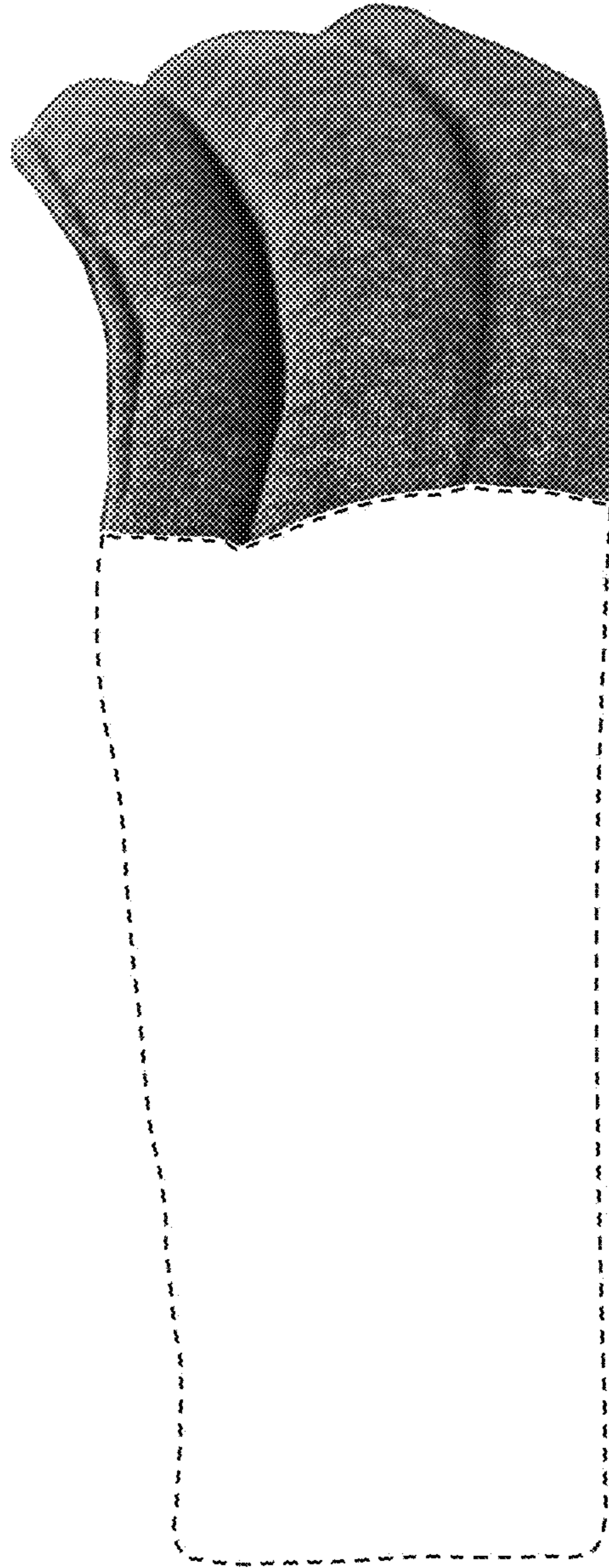


FIG. 5




FIG. 6




FIG. 7

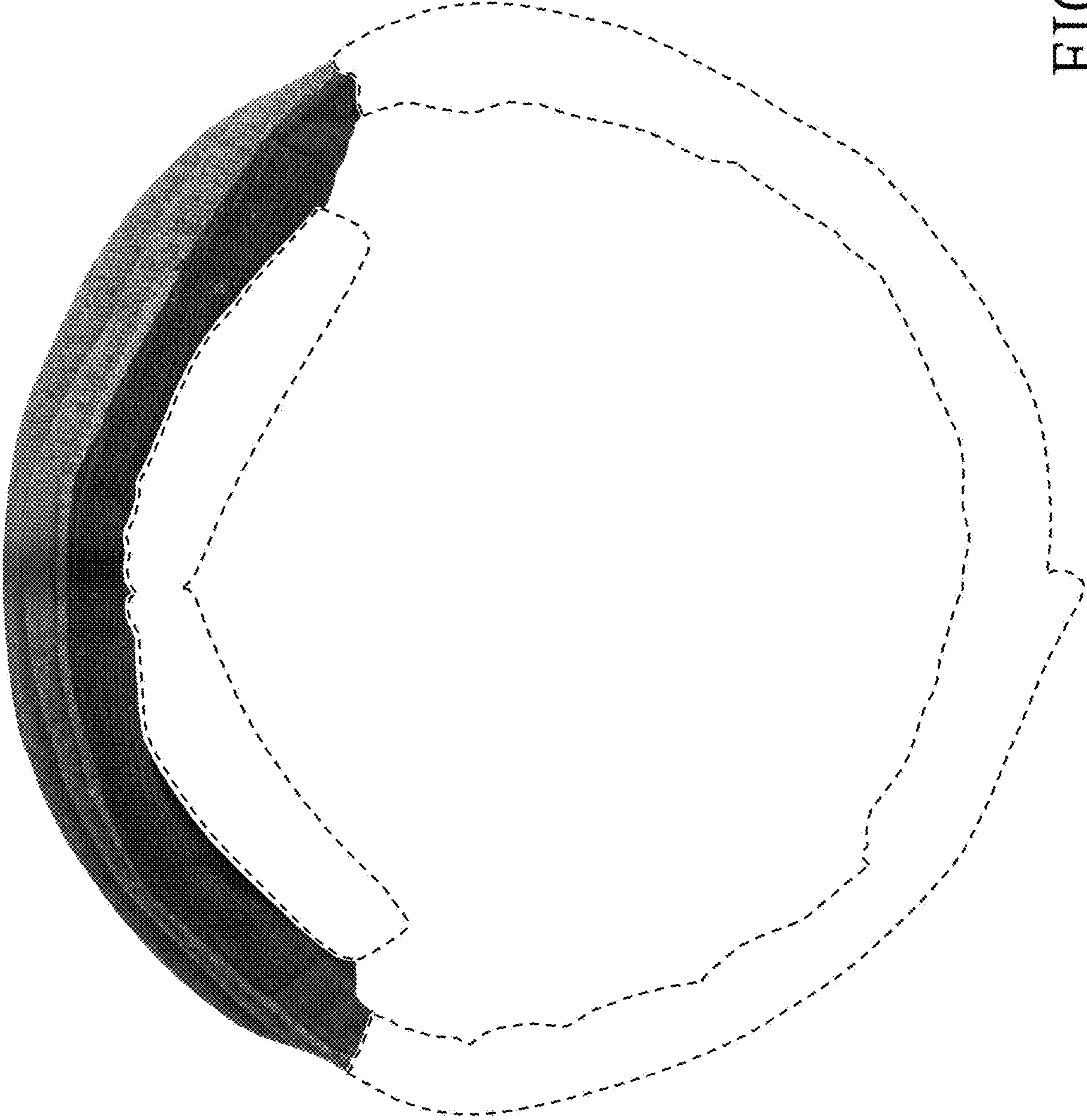


FIG. 8




FIG. 9