



US00D954736S

(12) **United States Design Patent**
Teague et al.

(10) **Patent No.:** **US D954,736 S**
(45) **Date of Patent:** **** Jun. 14, 2022**

(54) **DISPLAY PANEL PORTION WITH AN ANIMATED COMPUTER ICON**

(71) Applicant: **FullStory, Inc.**, Atlanta, GA (US)

(72) Inventors: **Joshua Calvin Teague**, Marietta, GA (US); **Hollis Bruce Johnson, Jr.**, Atlanta, GA (US)

(73) Assignee: **FullStory, Inc.**, Atlanta, GA (US)

(**) Term: **15 Years**

(21) Appl. No.: **29/811,371**

(22) Filed: **Oct. 13, 2021**

Related U.S. Application Data

(63) Continuation of application No. 29/680,142, filed on Feb. 13, 2019, now Pat. No. Des. 934,891.

(51) **LOC (13) Cl.** **14-04**

(52) **U.S. Cl.**
USPC **D14/486**; D14/492

(58) **Field of Classification Search**
USPC 345/1.1, 1.2, 2.1–2.3, 3.1, 902; D14/485–495
CPC B60K 37/00; G06F 3/048–04897; G06F 3/013; G06F 3/017; G06F 3/165; G06F 3/197; G06F 17/212; G06T 13/80; G06T 15/02; G06Q 10/10; H04M 1/0277; H04M 1/0202; H04M 1/02; H04M 1/6075; H04M 3/567; H04M 1/2477; H04M 1/26; H04M 1/274582; H04L 12/581; H04L 12/813; H04L 12/1813; H04N 7/16

See application file for complete search history.

(56) **References Cited**

U.S. PATENT DOCUMENTS

D525,264 S 7/2006 Choiai et al.
D525,629 S 7/2006 Chotai et al.

D694,253 S 11/2013 Helm
8,966,384 B2 2/2015 Rye et al.
D749,119 S * 2/2016 Gray D14/487
D775,144 S 12/2016 Vazquez
D818,486 S 5/2018 Rotgans et al.
D835,126 S 12/2018 Sakata et al.
D840,415 S 2/2019 Yoon et al.
D840,421 S 2/2019 Chalker et al.
D889,478 S * 7/2020 Rotgans D14/485
D894,209 S * 8/2020 Cheng D14/489
D910,692 S * 2/2021 Coverstone D14/487
D916,917 S 4/2021 Stipech et al.

(Continued)

Primary Examiner — Cary M Robinson

(74) *Attorney, Agent, or Firm* — Fish & Richardson P.C.

(57) **CLAIM**

The ornamental design for a display panel portion with an animated computer icon, substantially as shown and described.

DESCRIPTION

FIG. 1 is a front view of our embodiment of a first image in a sequence for a display panel portion with an animated computer icon, showing our new design.

FIG. 2 is a front view of a second image in the sequence thereof.

FIG. 3 is a front view of a third image in the sequence thereof; and,

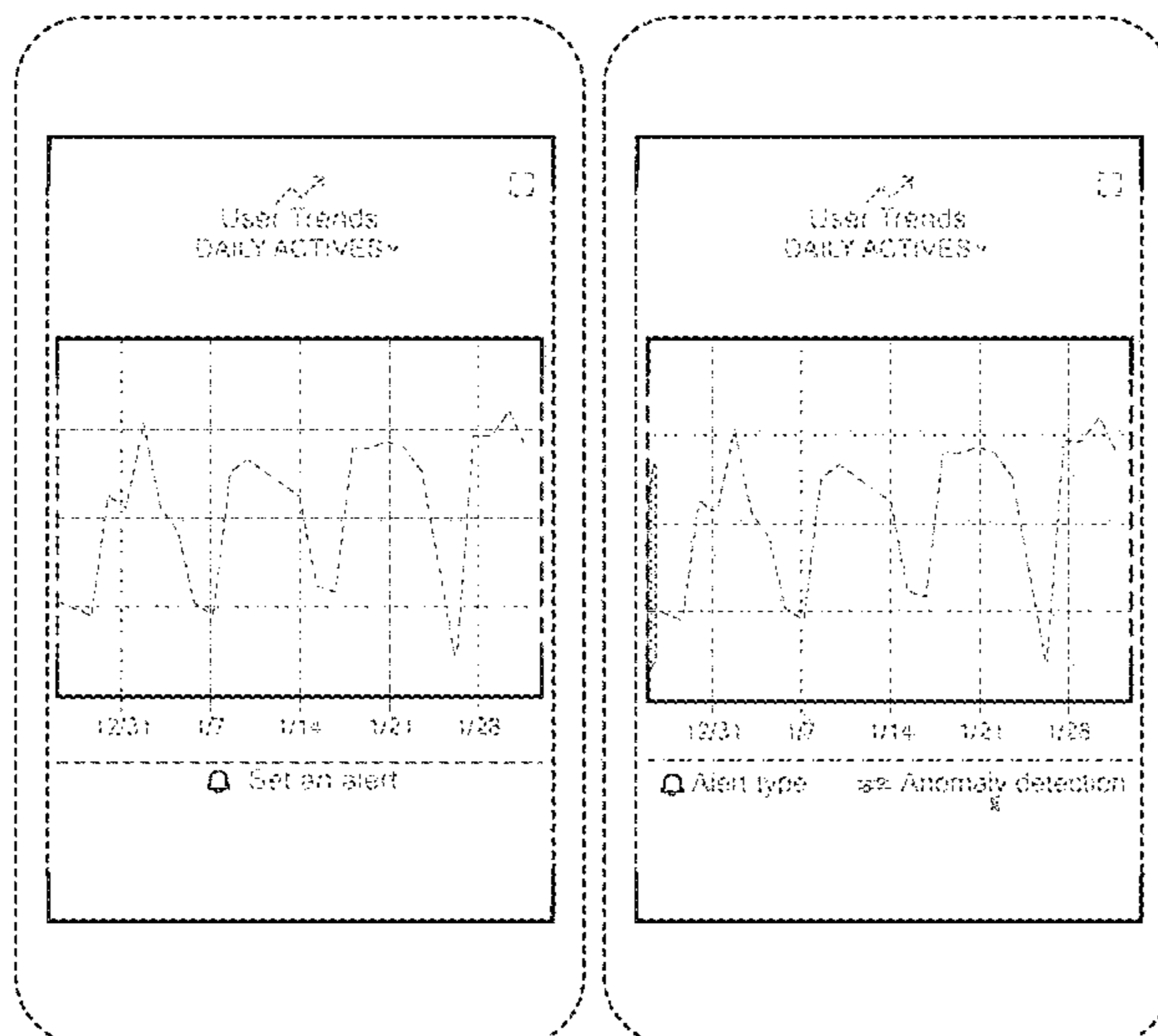
FIG. 4 is a front view of a fourth image in the sequence thereof.

The appearance of the transitional image sequentially transitions between the images shown in FIGS. 1-4. The process or period in which one image transitions to another image forms no part of the claimed design.

The broken lines showing a portion of a display panel and portions of the animated computer icon in FIGS. 1-4 form no part of the claimed design.

The shading illustrates a contrast in appearance and is part of the claimed design.

1 Claim, 2 Drawing Sheets



(56)

References Cited

U.S. PATENT DOCUMENTS

D917,522	S	*	4/2021	Navasca	D14/490
D924,910	S	*	7/2021	Laumann	D14/486
D924,912	S	*	7/2021	Broughton	D14/486
D925,562	S	*	7/2021	Shin	D14/485
D934,891	S	*	11/2021	Teague	D14/492
D934,906	S	*	11/2021	Scheller	D14/487
D939,576	S	*	12/2021	Jiang	D14/492
2014/0059483	A1	*	2/2014	Mairs	G09G 5/12 715/788
2016/0300172	A1		10/2016	Bangalore et al.	
2016/0307274	A1	*	10/2016	Sweeney	G06Q 40/08

* cited by examiner

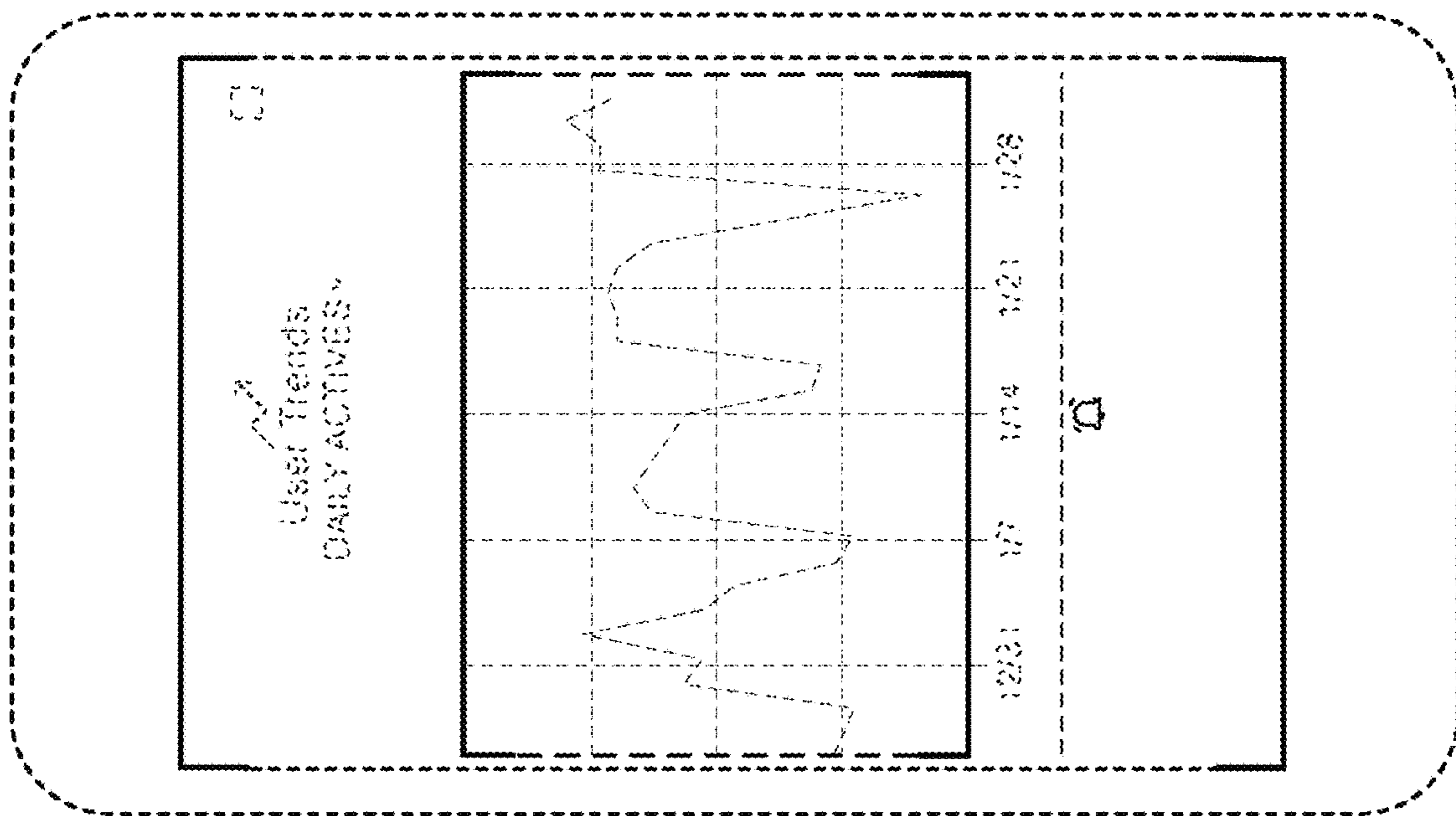


FIG. 2

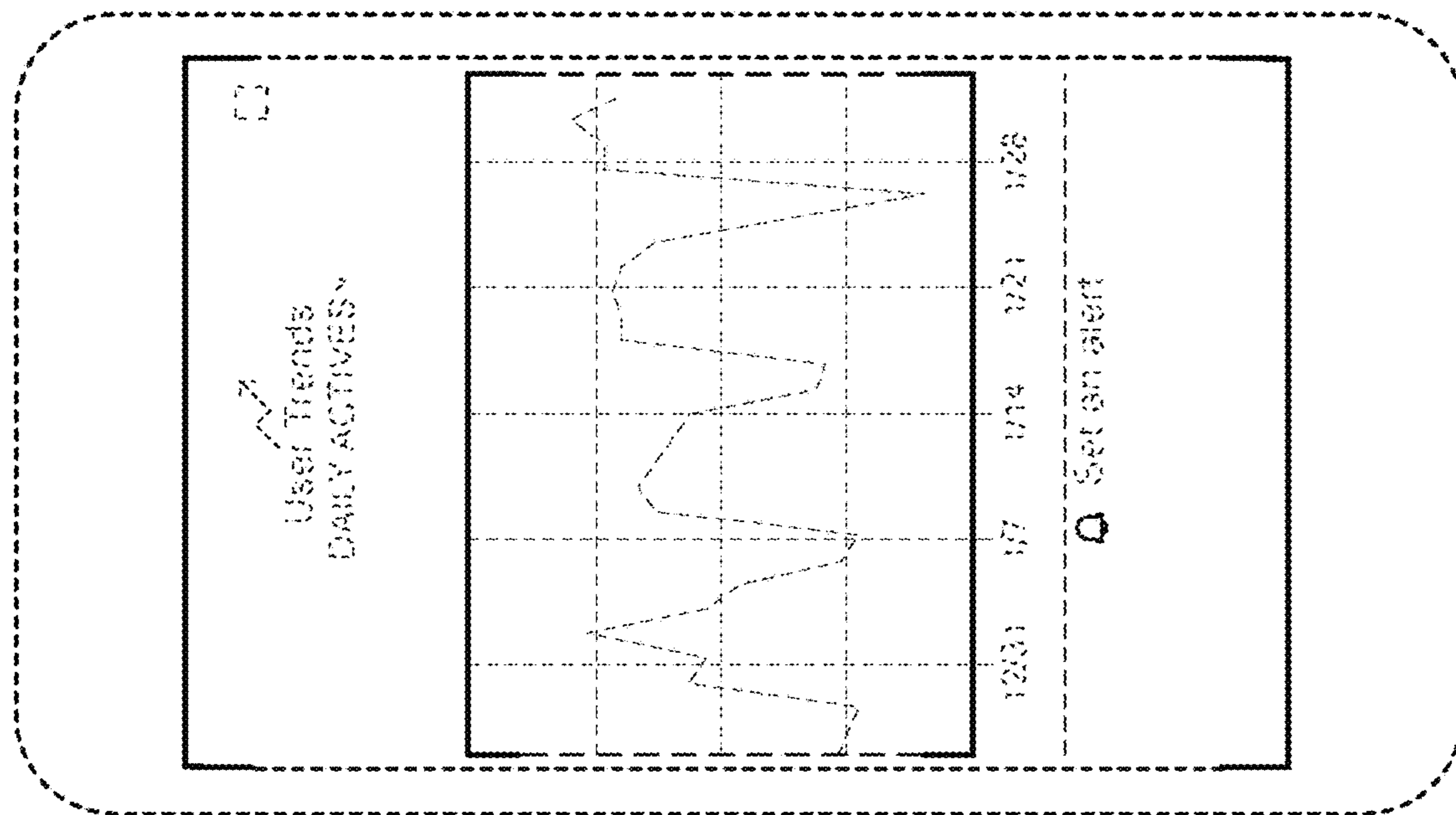


FIG. 1

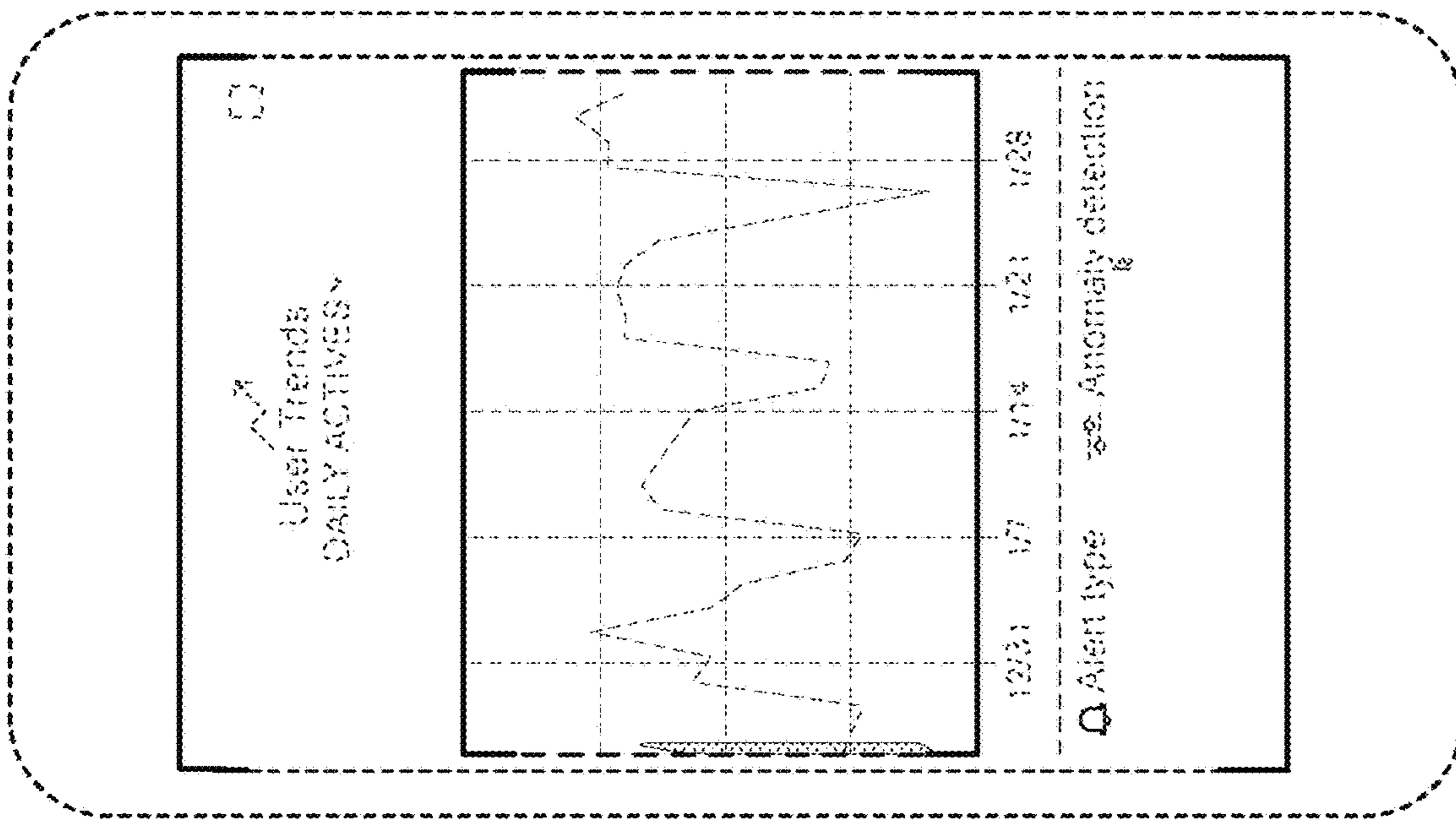


FIG. 4

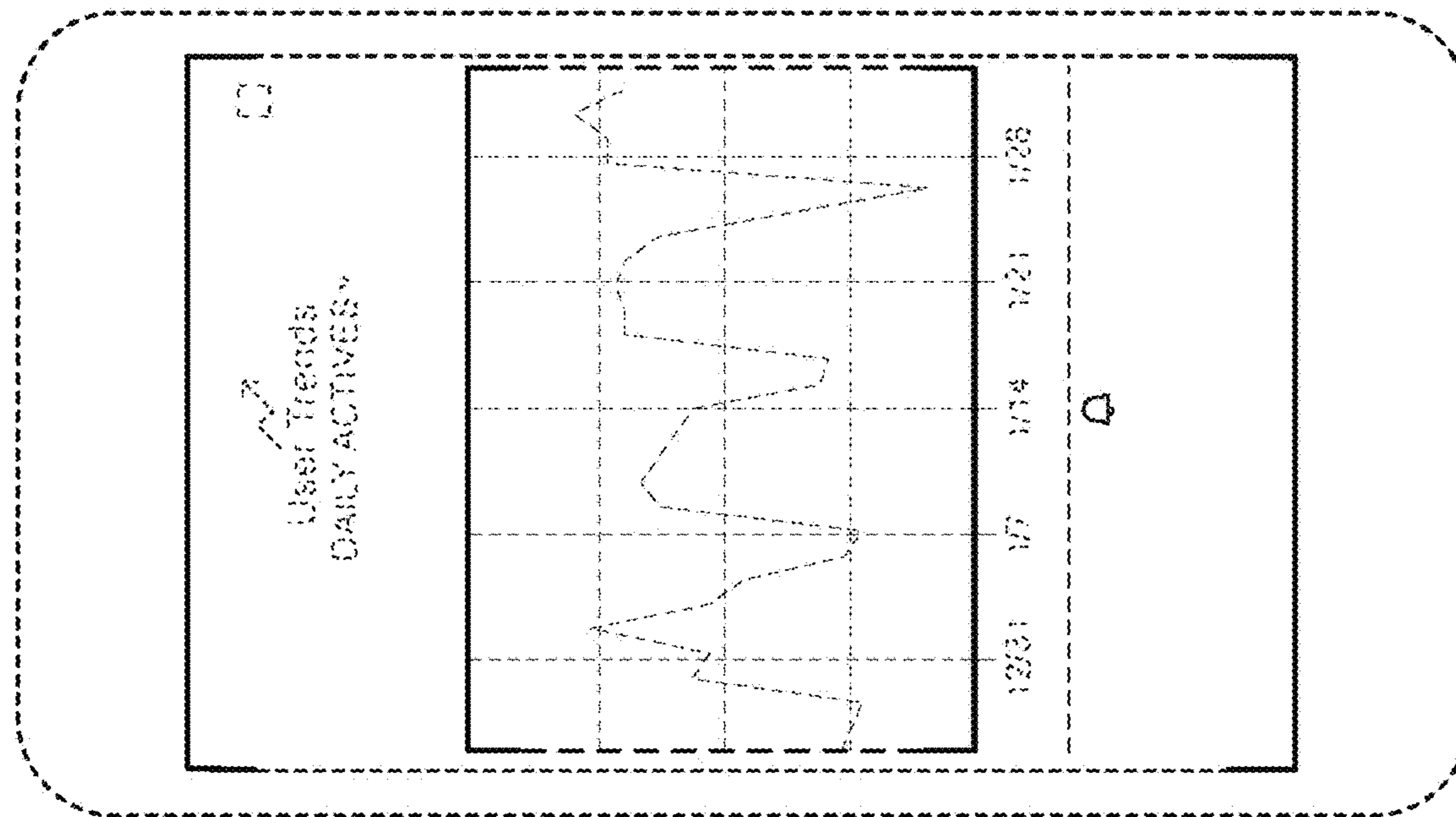


FIG. 3