



US00D954734S

(12) **United States Design Patent** (10) **Patent No.:** **US D954,734 S**
Zhang et al. (45) **Date of Patent:** **** Jun. 14, 2022**

(54) **DISPLAY SCREEN OR PORTION THEREOF WITH GRAPHICAL USER INTERFACE**

(71) Applicant: **HUAWEI TECHNOLOGIES CO., LTD.**, Shenzhen (CN)

(72) Inventors: **Jing Zhang**, Shenzhen (CN); **Liwei Huang**, Beijing (CN); **Wenjie Chen**, Beijing (CN)

(73) Assignee: **HUAWEI TECHNOLOGIES CO., LTD.**, Shenzhen (CN)

(**) Term: **15 Years**

(21) Appl. No.: **29/751,946**

(22) Filed: **Sep. 24, 2020**

(30) **Foreign Application Priority Data**

Mar. 25, 2020 (CN) 202030106029.4

(51) **LOC (13) Cl.** **14-04**

(52) **U.S. Cl.**
USPC **D14/486; D14/494**

(58) **Field of Classification Search**
USPC D14/485–495
CPC H04L 51/32; H04L 12/587; H04N 21/488;
H04N 1/00477; G06F 3/04847; G06F
3/0485; G06F 3/048; G06F 3/0488
See application file for complete search history.

(56) **References Cited**

U.S. PATENT DOCUMENTS

D252,211 S * 6/1979 Garabed D18/27
D254,379 S * 3/1980 Dickey D14/494

D524,358 S * 7/2006 Lusher D18/27
D674,400 S * 1/2013 Fong D14/486
D677,326 S * 3/2013 Gleasman D18/27
D763,914 S * 8/2016 Butcher D14/490
D765,139 S * 8/2016 Hu D14/494
D783,042 S * 4/2017 Kim D14/486
D804,502 S * 12/2017 Amini D14/486
D834,607 S * 11/2018 Kim D14/486
D876,534 S * 2/2020 Bauer D18/27
D918,234 S * 5/2021 Kim D14/486
2014/0059599 A1 * 2/2014 Sirpal H04N 21/258
725/37

* cited by examiner

Primary Examiner — Katherine A Holbrow

(57) **CLAIM**

The ornamental design for a display screen or portion thereof with graphical user interface, as shown and described.

DESCRIPTION

FIG. 1 is a front view of a first embodiment of a display screen or portion thereof with graphical user interface, showing our new design;
FIG. 2 is a front view of a second embodiment thereof;
FIG. 3 is a front view of a third embodiment thereof;
FIG. 4 is a front view of a fourth embodiment thereof;
FIG. 5 is a front view of a fifth embodiment thereof;
FIG. 6 is a front view of a sixth embodiment thereof; and,
FIG. 7 is a front view of a seventh embodiment thereof.

1 Claim, 7 Drawing Sheets






FIG. 1

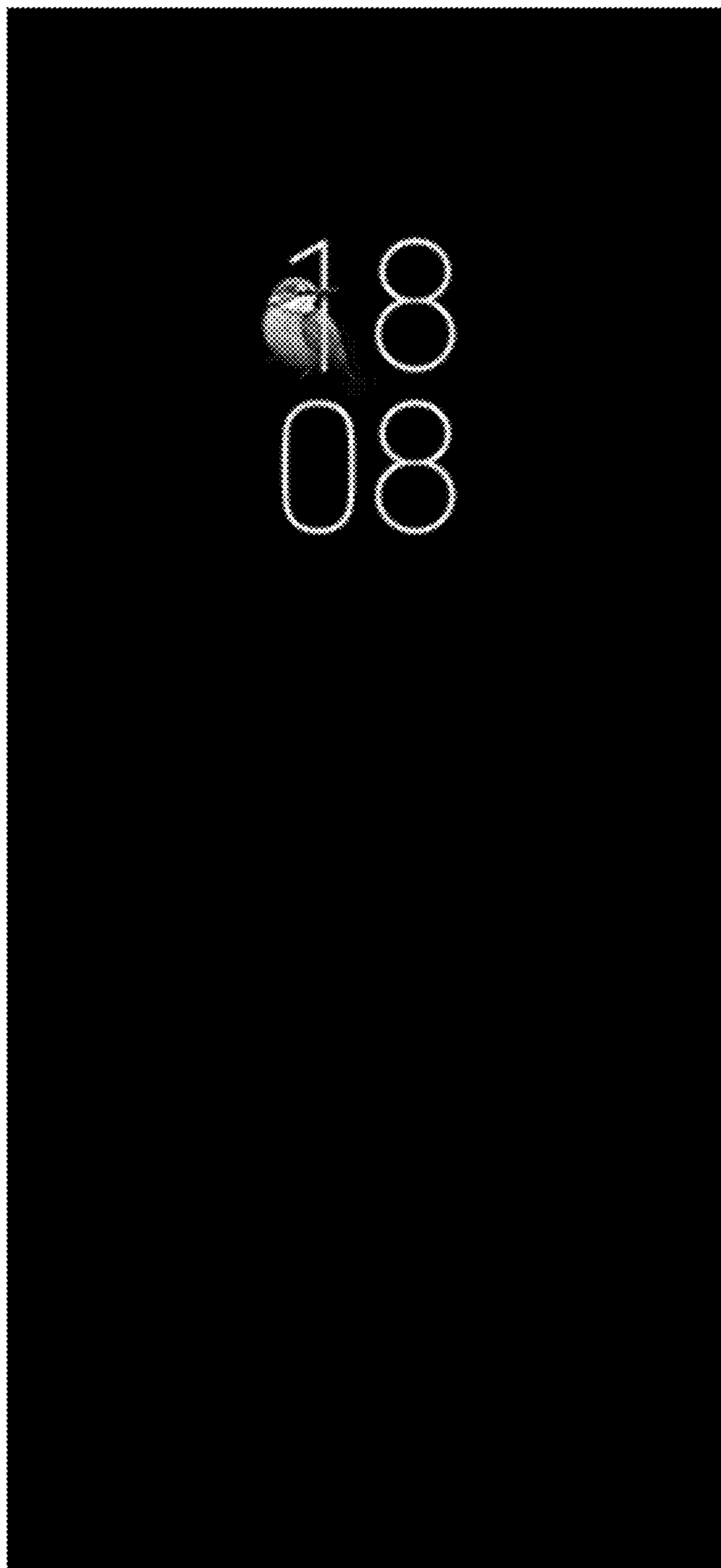


FIG. 2

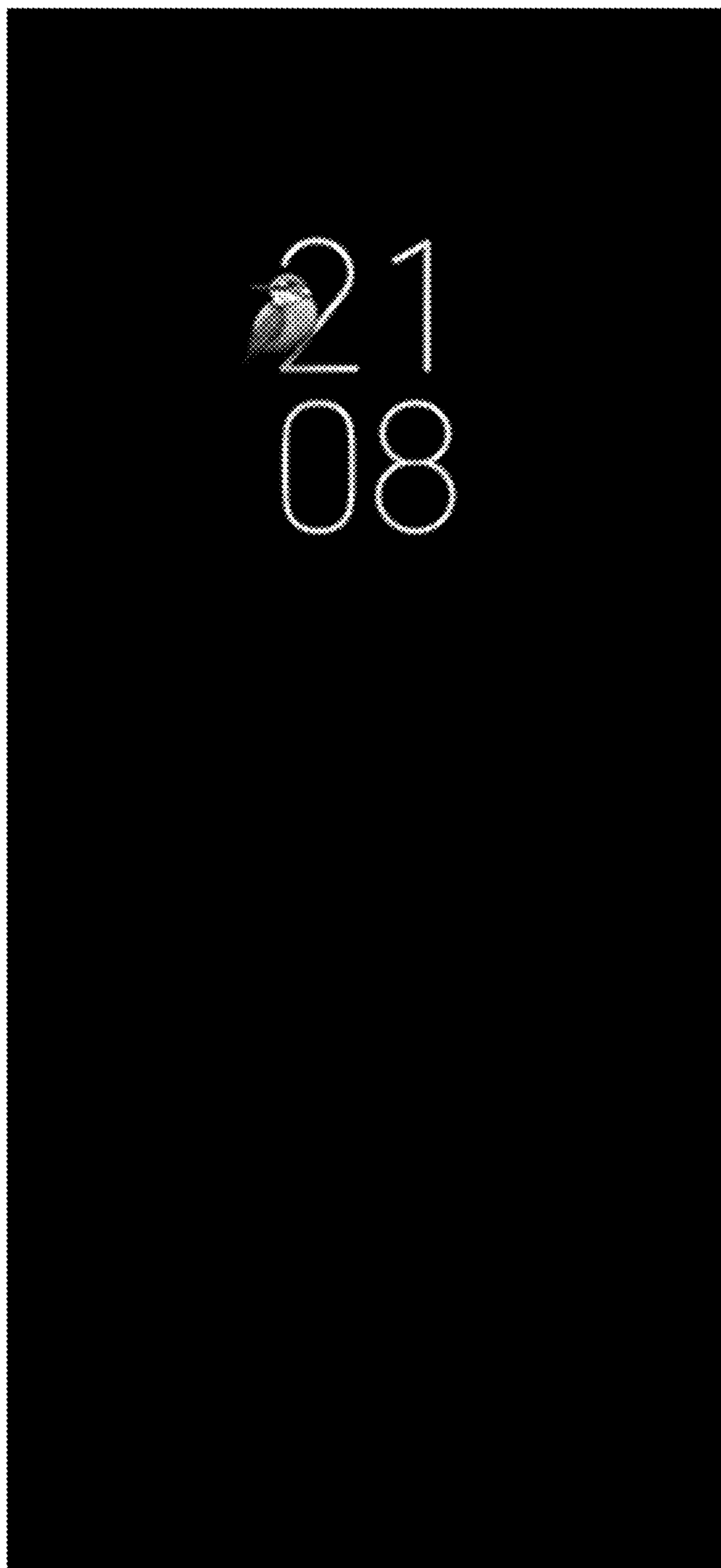


FIG. 3

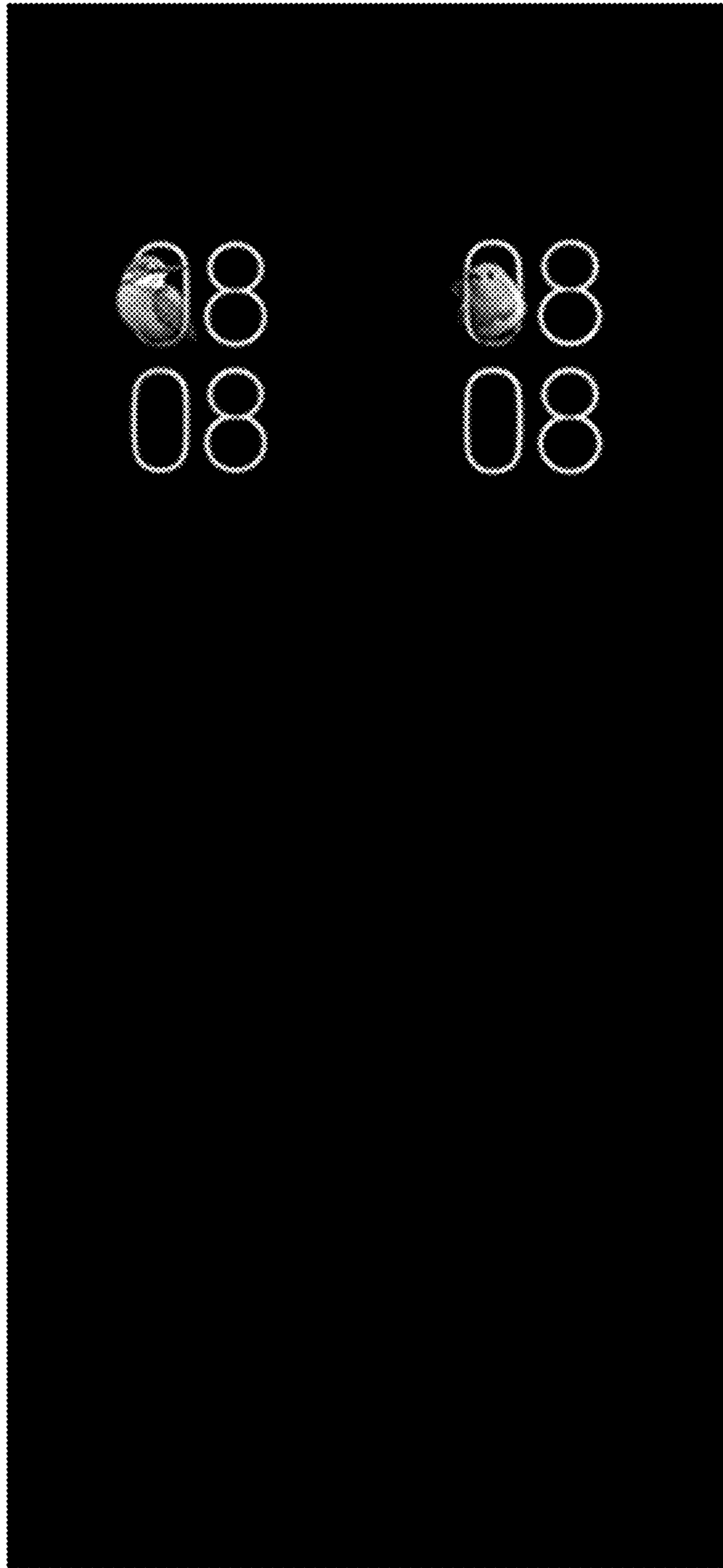


FIG. 4

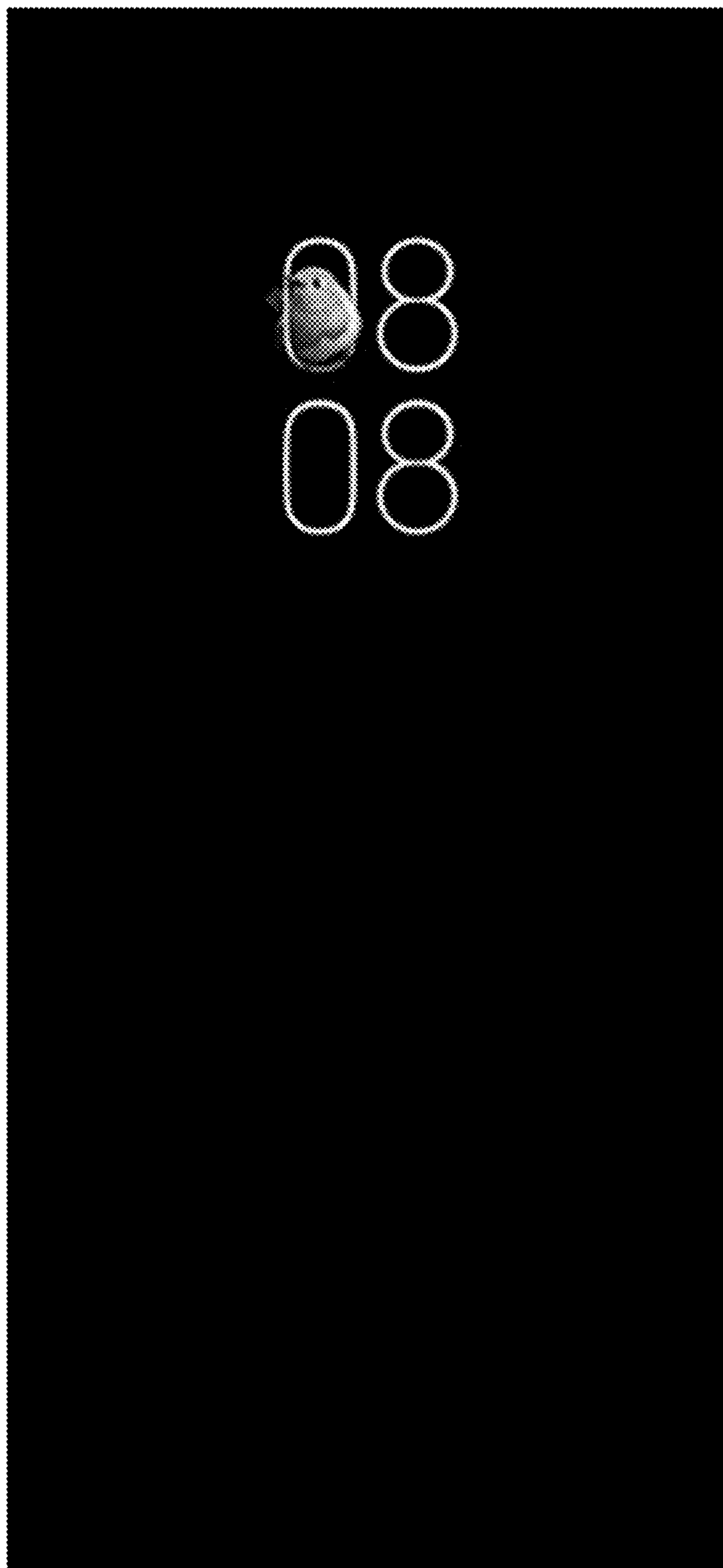


FIG. 5

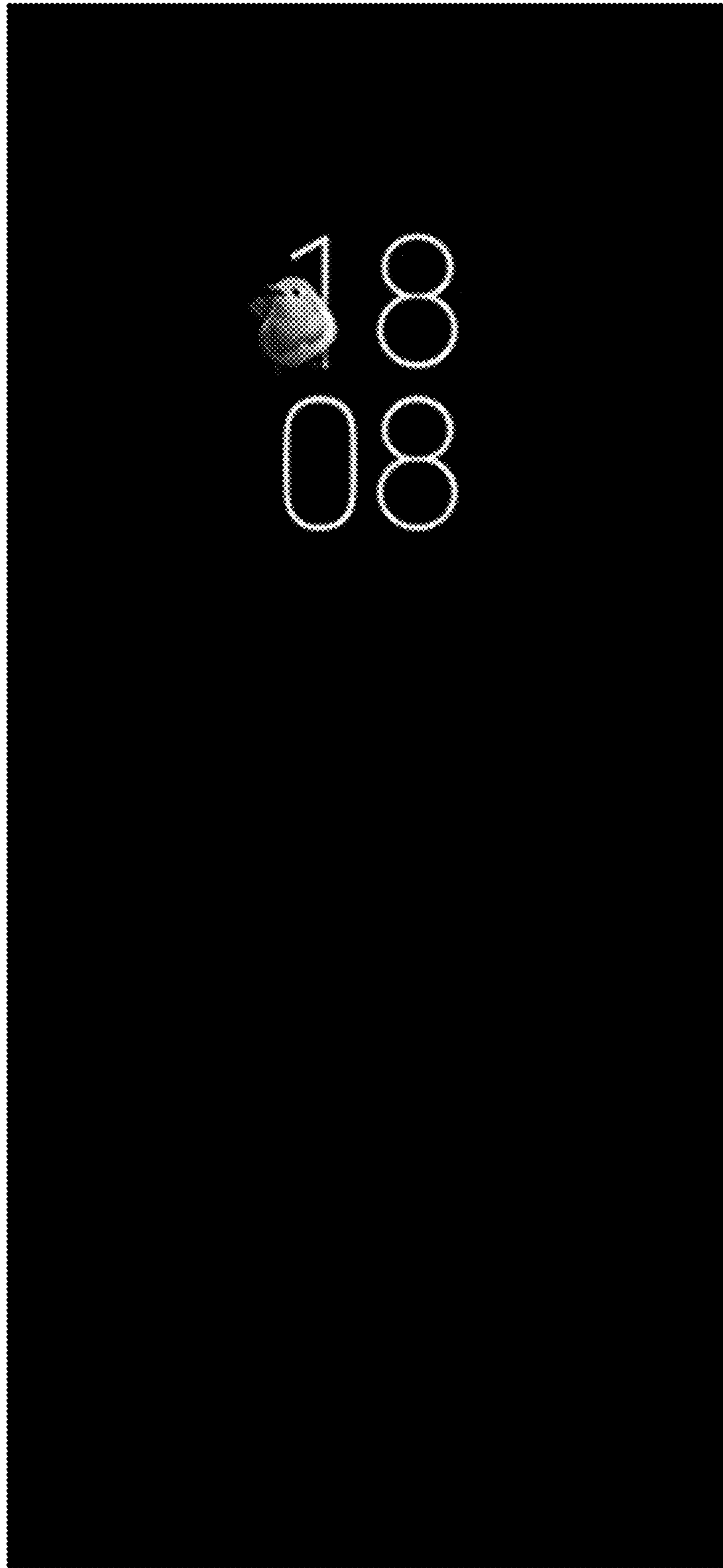


FIG. 6

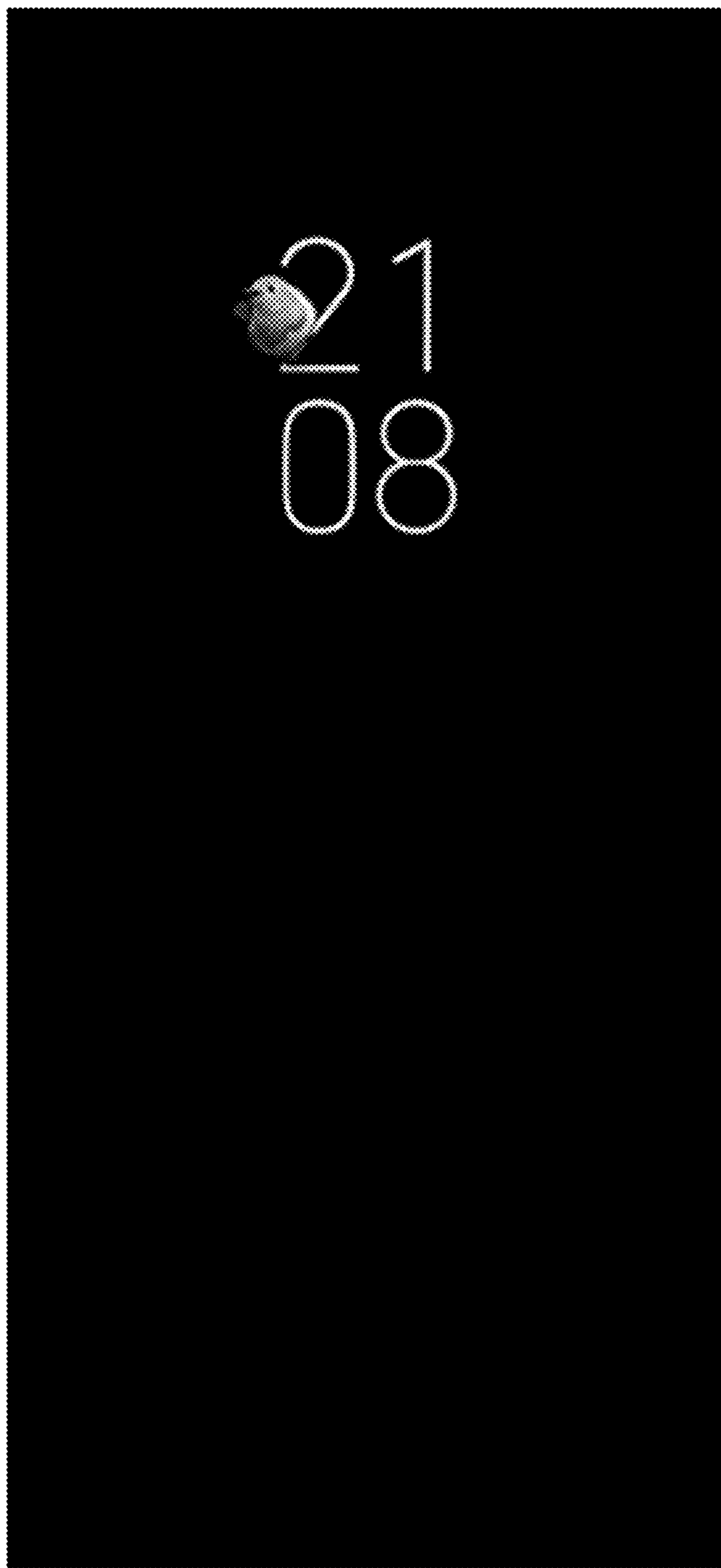


FIG. 7