



US00D954692S

(12) **United States Design Patent** (10) **Patent No.:** **US D954,692 S**
Moon et al. (45) **Date of Patent:** **** Jun. 14, 2022**

(54) **ROUTER**
(71) Applicant: **Samsung Electronics Co., Ltd.**,
Gyeonggi-do (KR)
(72) Inventors: **Jihyun Moon**, Gyeonggi-do (KR);
Moonjung Jang, Gyeonggi-do (KR);
Jihee Kwak, Gyeonggi-do (KR)

D693,798 S 11/2013 Chuang et al.
D708,129 S * 7/2014 Houghton D13/103
D739,347 S * 9/2015 Huang D13/110
D870,720 S * 12/2019 Cho D14/299
D903,641 S * 12/2020 Moon D14/240
D914,595 S * 3/2021 Rooyackers D13/110
D928,131 S * 8/2021 Jang D14/242

(73) Assignee: **SAMSUNG ELECTRONICS CO., LTD.**,
Gyeonggi-Do (KR)

FOREIGN PATENT DOCUMENTS

CN 303288139 7/2015
CN 303774571 8/2016
KR 300801145 6/2015
KR 300881505 11/2016

(**) Term: **15 Years**

* cited by examiner

(21) Appl. No.: **29/736,390**

Primary Examiner — Khawaja Anwar

(22) Filed: **May 29, 2020**

Assistant Examiner — Megan Tiana Rakos

(30) **Foreign Application Priority Data**

(74) *Attorney, Agent, or Firm* — Cantor Colburn LLP

Mar. 6, 2020 (KR) 30-2020-0010235

(57) **CLAIM**

The ornamental design for a router, as shown and described.

(51) **LOC (13) Cl.** **14-03**

DESCRIPTION

(52) **U.S. Cl.**
USPC **D14/240**

FIG. 1 is a perspective view of a router, showing my new design;

(58) **Field of Classification Search**
USPC D13/103, 110, 123, 184; D14/240,
D14/240.1, 242, 299

FIG. 2 is a front view thereof;

FIG. 3 is a rear view thereof;

FIG. 4 is a left-side view thereof;

CPC H05K 7/20545
See application file for complete search history.

FIG. 5 is a right-side view thereof;

FIG. 6 is a top view thereof;

FIG. 7 is a bottom view thereof; and,

FIG. 8 is a rear perspective view thereof.

The broken lines illustrating portions of the router form no part of the claimed design.

(56) **References Cited**

U.S. PATENT DOCUMENTS

D348,869 S * 7/1994 Egger D13/123
D414,774 S * 10/1999 Gauffin D13/184

1 Claim, 8 Drawing Sheets

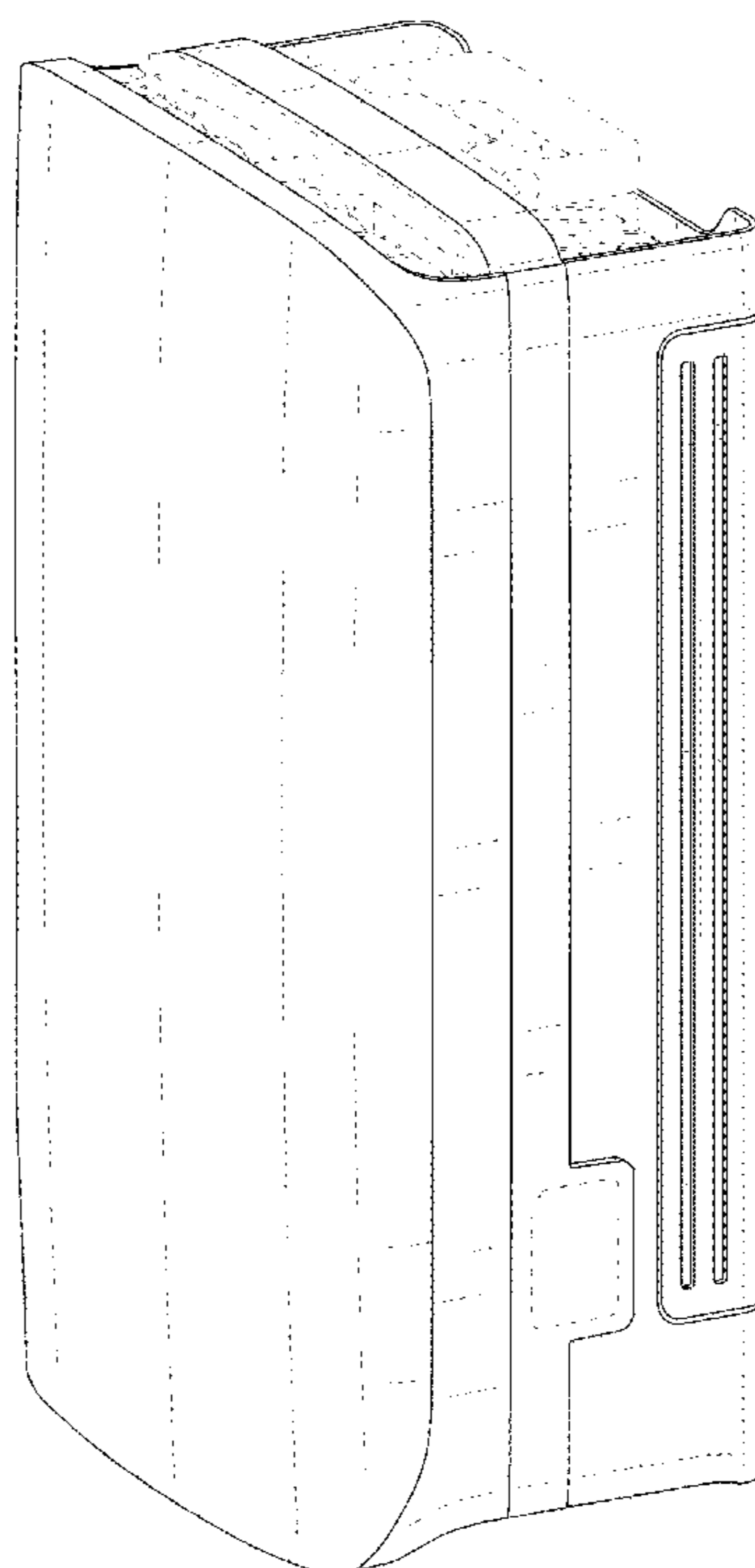


FIG. 1




FIG. 2




FIG. 3

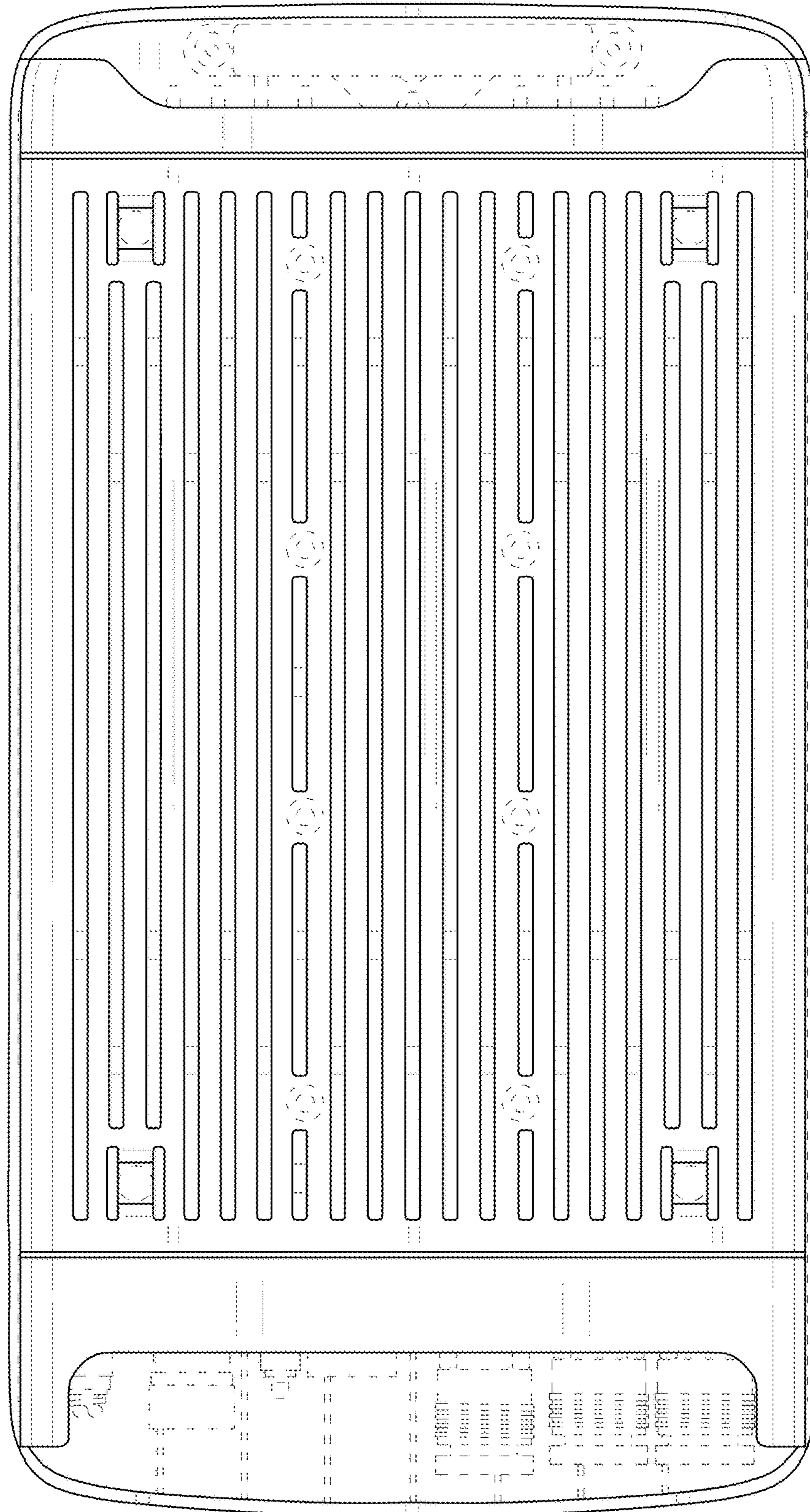


FIG. 4

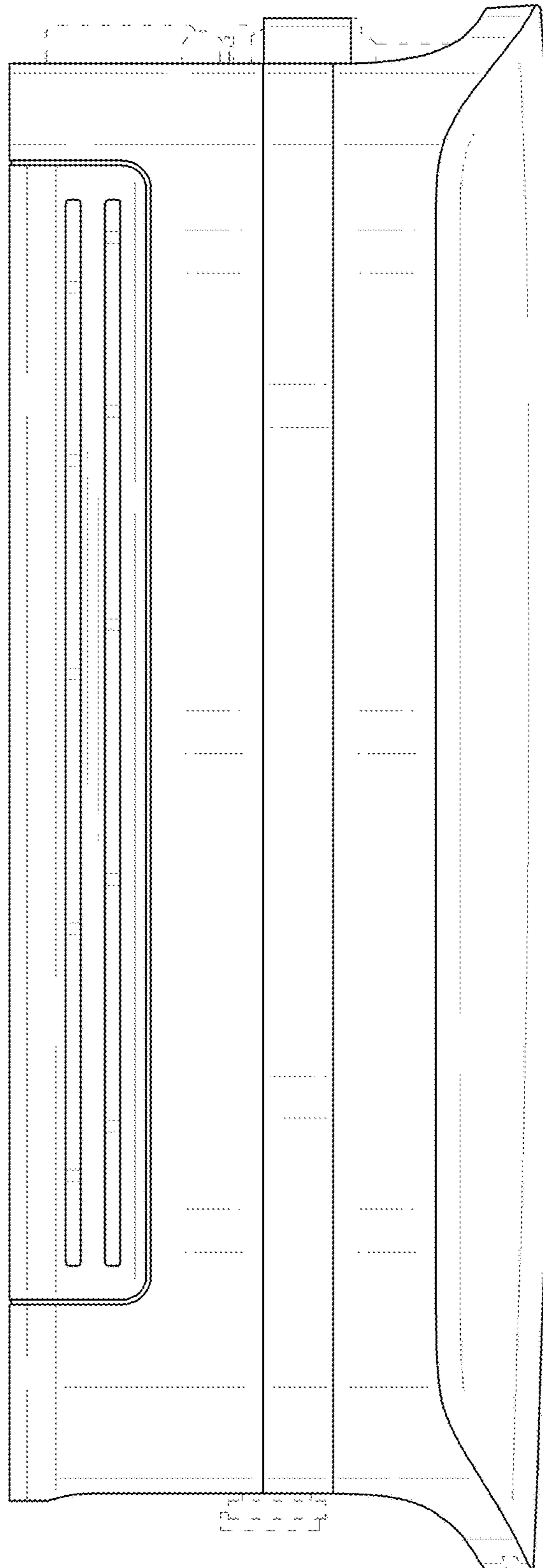


FIG. 5

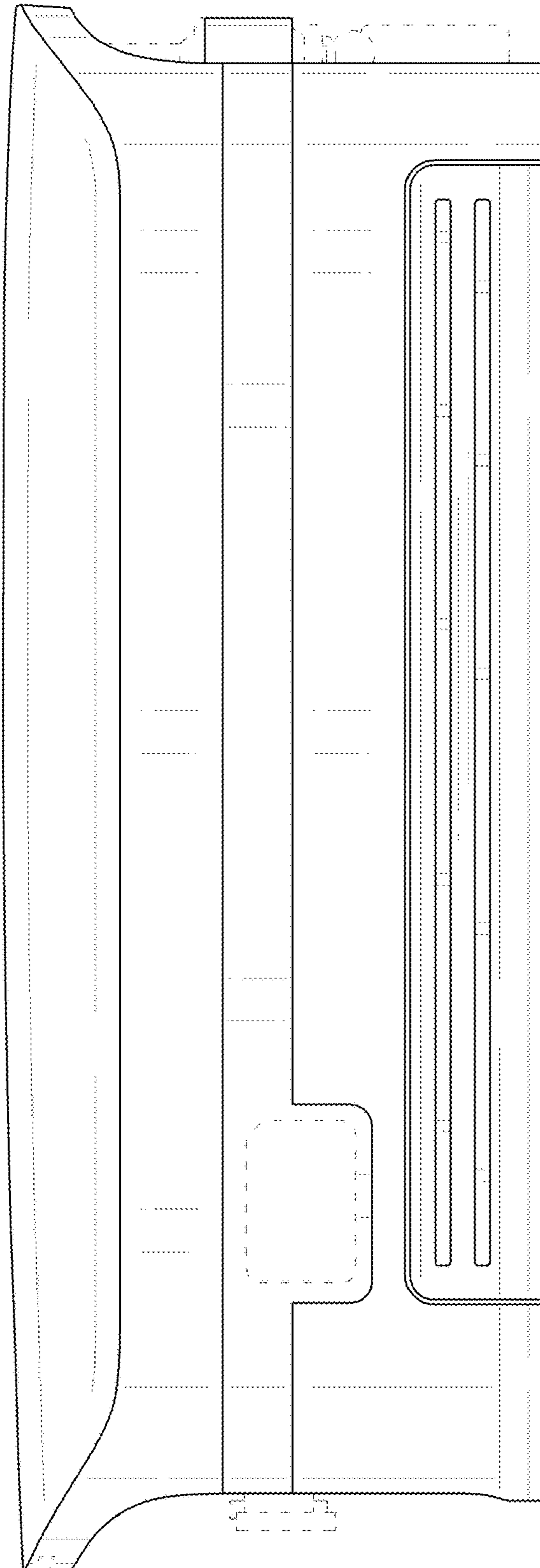


FIG. 6

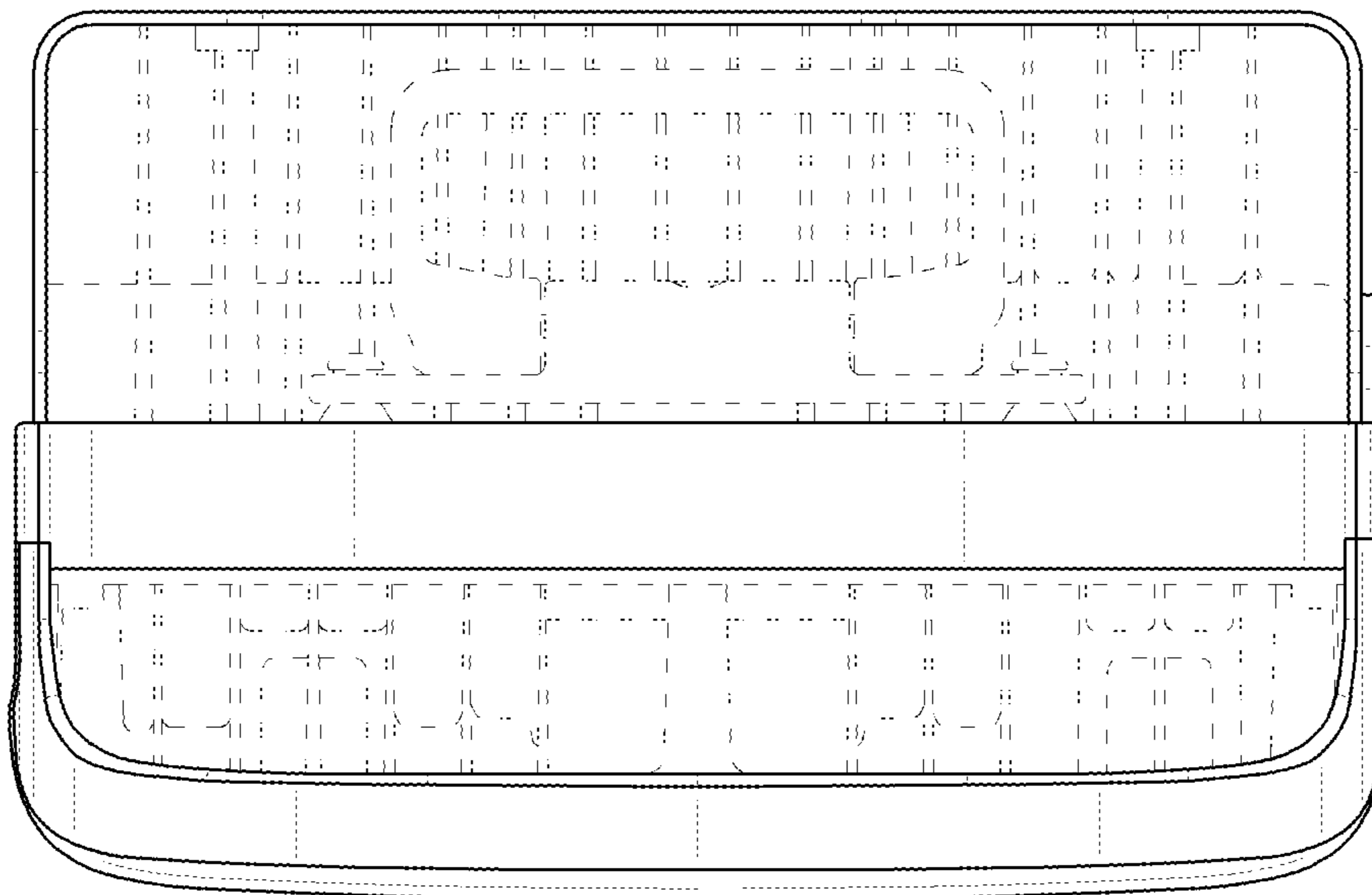


FIG. 7

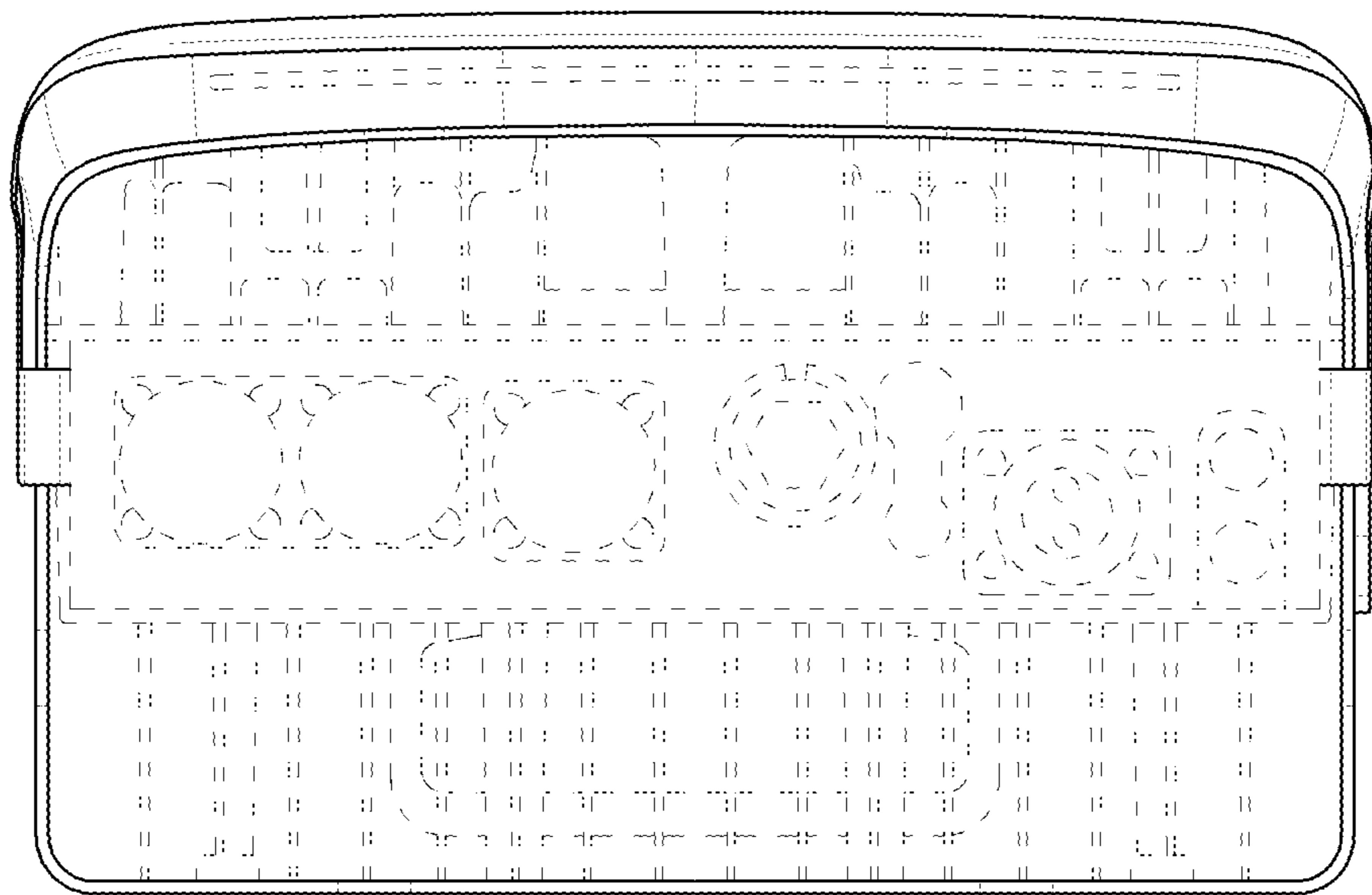


FIG. 8

