



US00D954691S

(12) **United States Design Patent** (10) **Patent No.:** **US D954,691 S**  
**Atojoko** (45) **Date of Patent:** **\*\* \*Jun. 14, 2022**

- (54) **ANTENNA** D529,000 S 9/2006 Ishii
- (71) Applicant: **Avery Dennison Retail Information Services, LLC**, Mentor, OH (US) D614,174 S 4/2010 Gladstone
- (72) Inventor: **Achimugu Alpha Atojoko**, Chelmsford (GB) D761,736 S 7/2016 Imai et al.
- (73) Assignee: **Avery Dennison Retail Information Services, LLC**, Mentor, OH (US) D812,598 S 3/2018 Enguent et al.
- D826,185 S 8/2018 Kosugi et al.
- D841,607 S 2/2019 Sunagawa
- 2003/0184495 A1\* 10/2003 Tomon ..... H01Q 1/2225 343/895
- 2004/0075616 A1\* 4/2004 Endo ..... G06K 19/07779 343/895
- 2014/0292610 A1 10/2014 Iwahashi et al.
- 2015/0061833 A1 3/2015 Do et al.

(\* ) Notice: This patent is subject to a terminal disclaimer.

\* cited by examiner

(\*\*) Term: **15 Years**

Primary Examiner — John Windmuller

(21) Appl. No.: **29/710,277**

(22) Filed: **Oct. 22, 2019**

(51) **LOC (13) Cl.** ..... **14-03**

(52) **U.S. Cl.**  
USPC ..... **D14/230**

(58) **Field of Classification Search**  
USPC ..... D14/230–238, 299, 358; D13/182  
CPC ..... H01Q 1/088; H01Q 3/10; H01Q 21/00;  
H04B 7/0608; A61B 2018/1892  
See application file for complete search history.

(57) **CLAIM**

The ornamental design for an antenna, as shown and described.

**DESCRIPTION**


FIG. 1 is an isometric view of an antenna, showing my design; and,  
FIG. 2 is a top view thereof.

(56) **References Cited**

U.S. PATENT DOCUMENTS

- 4,559,539 A 12/1985 Markowitz et al.
- 5,990,849 A 11/1999 Salvail et al.

**1 Claim, 2 Drawing Sheets**



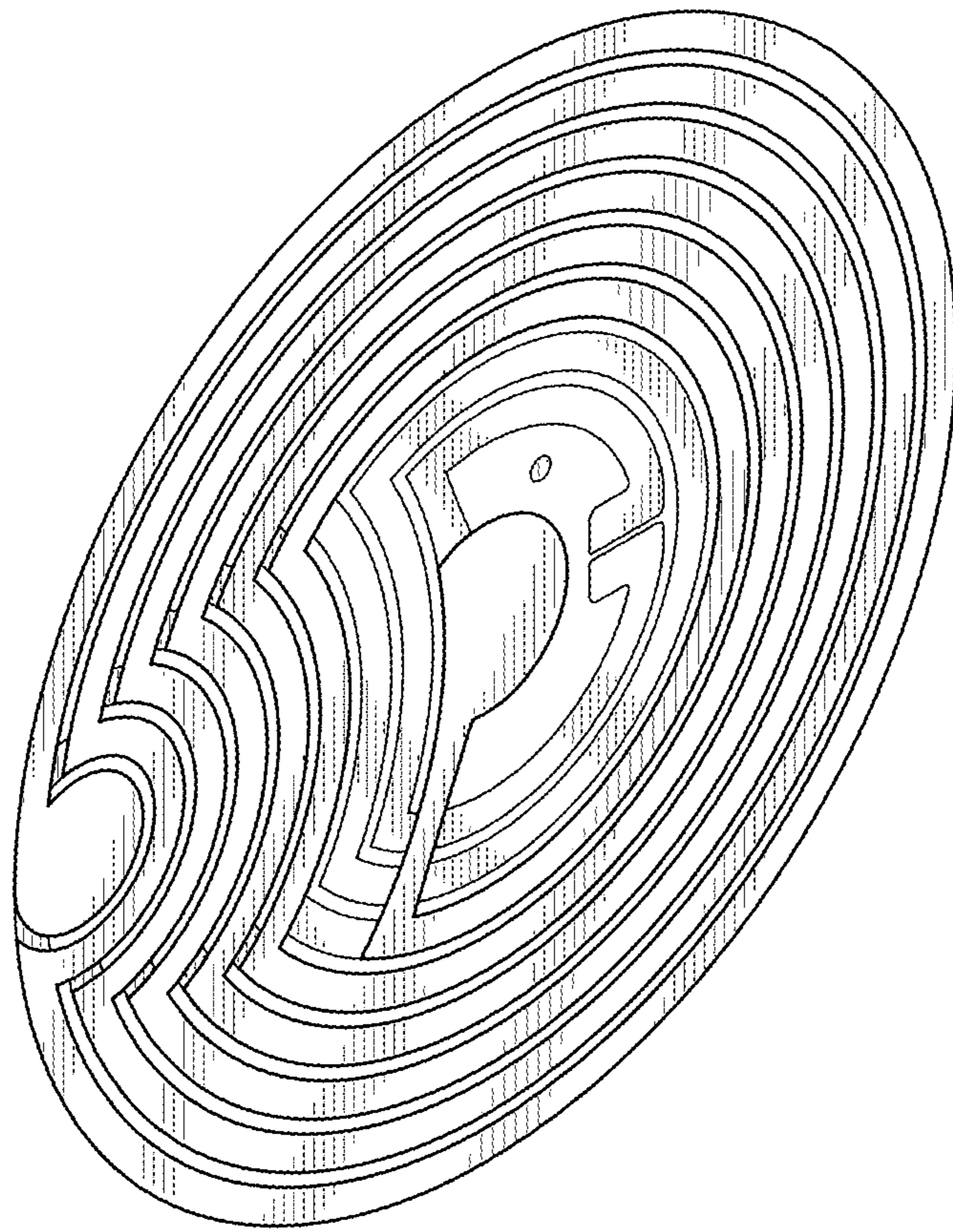


FIG. 1

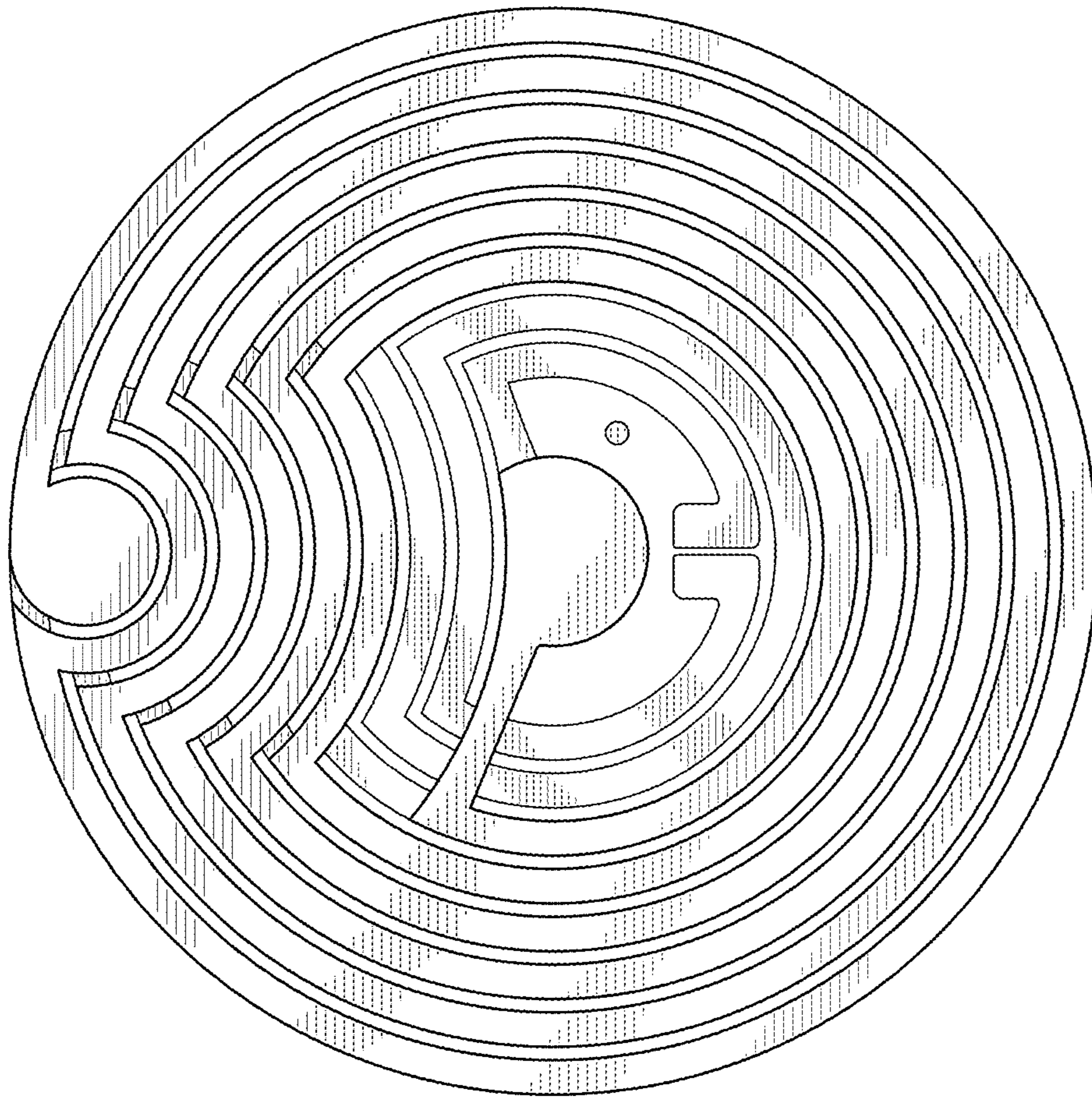


FIG. 2