



US00D954669S

(12) **United States Design Patent**
Kim et al.

(10) **Patent No.:** **US D954,669 S**
(45) **Date of Patent:** **** Jun. 14, 2022**

(54) **TELEVISION SET**
(71) Applicant: **LG DISPLAY CO., LTD.**, Seoul (KR)
(72) Inventors: **Inyoung Kim**, Paju-si (KR); **Dongkyu Yoon**, Paju-si (KR); **Jiwon Song**, Paju-si (KR); **Sangyeol Kim**, Paju-si (KR)
(73) Assignee: **LG DISPLAY CO., LTD.**, Seoul (KR)
(**) Term: **15 Years**
(21) Appl. No.: **29/763,674**

D496,937 S * 10/2004 Ozolins D14/375
D507,270 S * 7/2005 Ozolins D14/375
D507,570 S * 7/2005 Ozolins D14/375
7,336,478 B2 * 2/2008 Jang G06F 1/1601
248/920
D596,597 S * 7/2009 Yu D14/130
D598,053 S * 8/2009 Sanchez D20/19
D624,062 S * 9/2010 Kasuga D14/239
D624,063 S * 9/2010 Kasuga D14/239
D625,302 S * 10/2010 Kasuga D14/239
D634,745 S * 3/2011 Park D14/373
D671,083 S * 11/2012 Kim D14/126
D682,271 S * 5/2013 Kim D14/374
D699,728 S * 2/2014 Kim D14/451
D704,709 S * 5/2014 Bussoli D14/128

(Continued)

(22) Filed: **Dec. 23, 2020**
(30) **Foreign Application Priority Data**
Jun. 29, 2020 (KR) 30-2020-0029626
(51) **LOC (13) Cl.** **14-03**
(52) **U.S. Cl.**
USPC **D14/126**
(58) **Field of Classification Search**
USPC D14/126, 128, 129, 130, 132, 133, 159,
D14/239, 307, 336, 371, 372, 374, 375,
D14/376, 383, 448, 451, 496, 343, 449;
D20/10, 18, 19, 21, 39
CPC G06F 1/1601; G06F 1/1605; G06F 1/1607;
G06F 1/1637; G06F 1/1642; G06F 1/182;
G06F 1/20; G06F 2200/1612; G06F
3/0421; G06F 3/0428; G06F 3/0488;
G06F 3/1446; H04N 5/02; H04N 5/64;
H04N 1/00522; H05K 7/18; H05K 7/183;
H05K 7/186; F16M 11/24
See application file for complete search history.

OTHER PUBLICATIONS

Suporte-TV-Movel-Teto-Centrel47. (online) 1 pg. Available Jan. 16, 2020. [Retrieved 2022-021-10] . <http://centrelusinagens.com.br/wp-content/uploads/2020/01/Suporte-TV-M%C3%B3vel-Teto-Centrel47.jpg>.*

(Continued)

Primary Examiner — Marie D. Fast Horse
(74) *Attorney, Agent, or Firm* — Birch, Stewart, Kolasch & Birch, LLP

(57) **CLAIM**

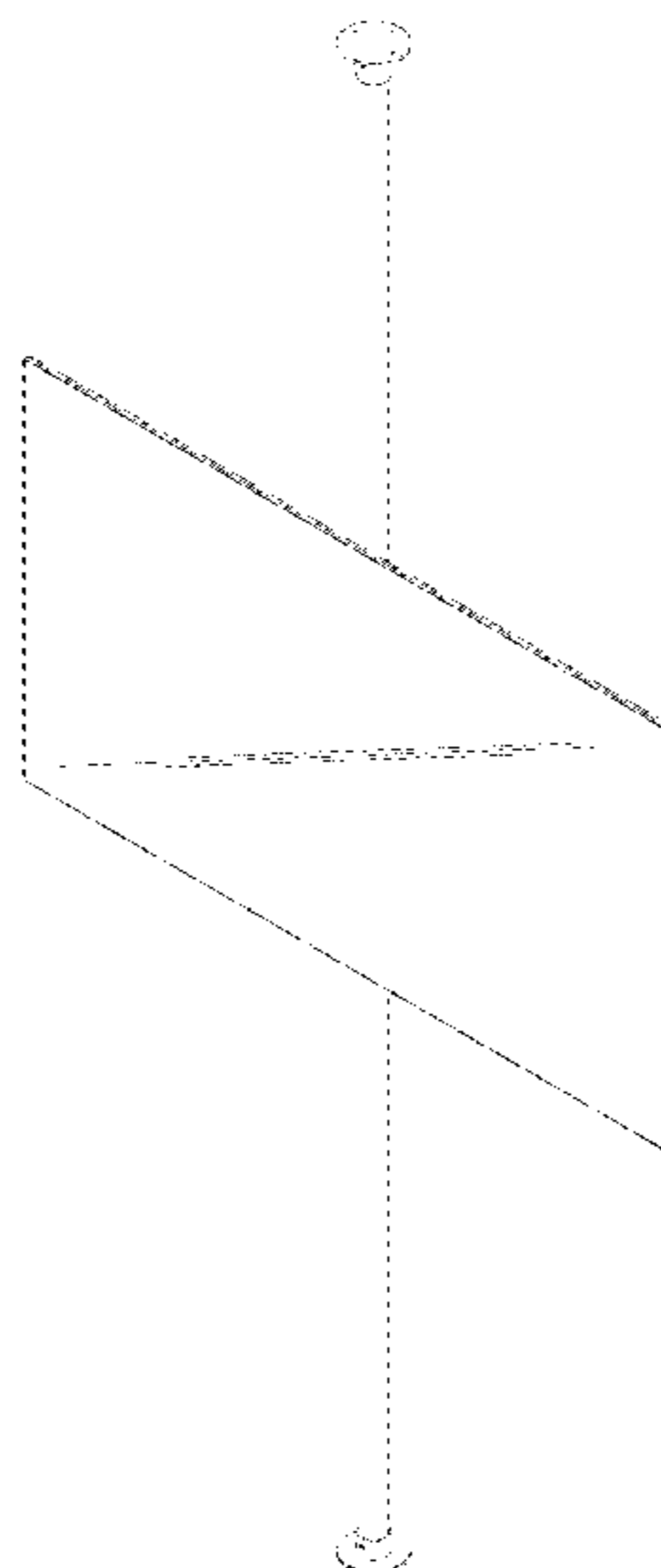
The ornamental design for a television set, as shown and described.

DESCRIPTION

FIG. 1 is a front, right perspective view of a television set showing our new design;
FIG. 2 is a front view thereof;
FIG. 3 is a rear view thereof;
FIG. 4 is a left side view thereof;
FIG. 5 is a right side view thereof;
FIG. 6 is a top plan view thereof; and,
FIG. 7 is a bottom plan view thereof.

1 Claim, 7 Drawing Sheets

(56) **References Cited**
U.S. PATENT DOCUMENTS
D474,162 S * 5/2003 Kubota D14/126
D491,608 S * 6/2004 Strunk D20/41



(56)

References Cited

U.S. PATENT DOCUMENTS

8,757,569 B2 * 6/2014 Chen F16M 11/24
 248/225.11
 D763,217 S * 8/2016 Behar D14/134
 D806,664 S * 1/2018 Cho D14/129
 D807,311 S * 1/2018 Lee D14/129
 D807,847 S * 1/2018 Ahn D14/126
 D818,998 S * 5/2018 Lee D14/239
 D826,887 S * 8/2018 Kymm D14/126
 D839,248 S * 1/2019 Hwang D14/239
 D871,395 S * 12/2019 Yang D14/336
 D904,992 S * 12/2020 Kim D14/125
 D925,931 S * 7/2021 Park D6/310
 D925,932 S * 7/2021 Park D6/310
 D926,251 S * 7/2021 Liu D18/12
 D931,939 S * 9/2021 Cleveland D20/10
 D934,090 S * 10/2021 Wang D10/70
 D941,288 S * 1/2022 Bhat D14/336
 2013/0021539 A1 * 1/2013 Austin F16M 11/24
 348/836

OTHER PUBLICATIONS

Suporte-Giratorio-para-Televisao-Modelo-Fixacao-Movel-e-Teto-Centrel-1. (online) 1 pg. Available Aug. 3, 2018. [Retrieved Feb. 10, 2022] <http://centrelusinagens.com.br/wp-content/uploads/2018/08/Suporte-Girat%C3%B3rio-para-Televis%C3%A3o-Modelo-Fixa%C3%A7%C3%A3o-M%C3%B3vel-e-Teto-Centrel-1.jpg>.*

Suporte-TV-Preto-Movel-Teto-Kasa-Mais1. (online) 1 pg. Available Apr. 2020. [Retrieved Feb. 10, 2022] <http://sitekasamais.com/wp-content/uploads/2020/04/Suporte-TV-Preto-M%C3%B3vel-Teto-Kasa-Mais1.jpg>.*

MOFO Pole TV Mount. MOFO Pole Lets You Mount the TV at Any Height Anywhere in the Room, (online) 17 pgs. Posted Sep. 19, 2018. [Retrieved Feb. 10, 2022] <https://www.coolthings.com/mofo-pole-tv-mount-tension-spring-system/>.*

* cited by examiner

FIG. 1

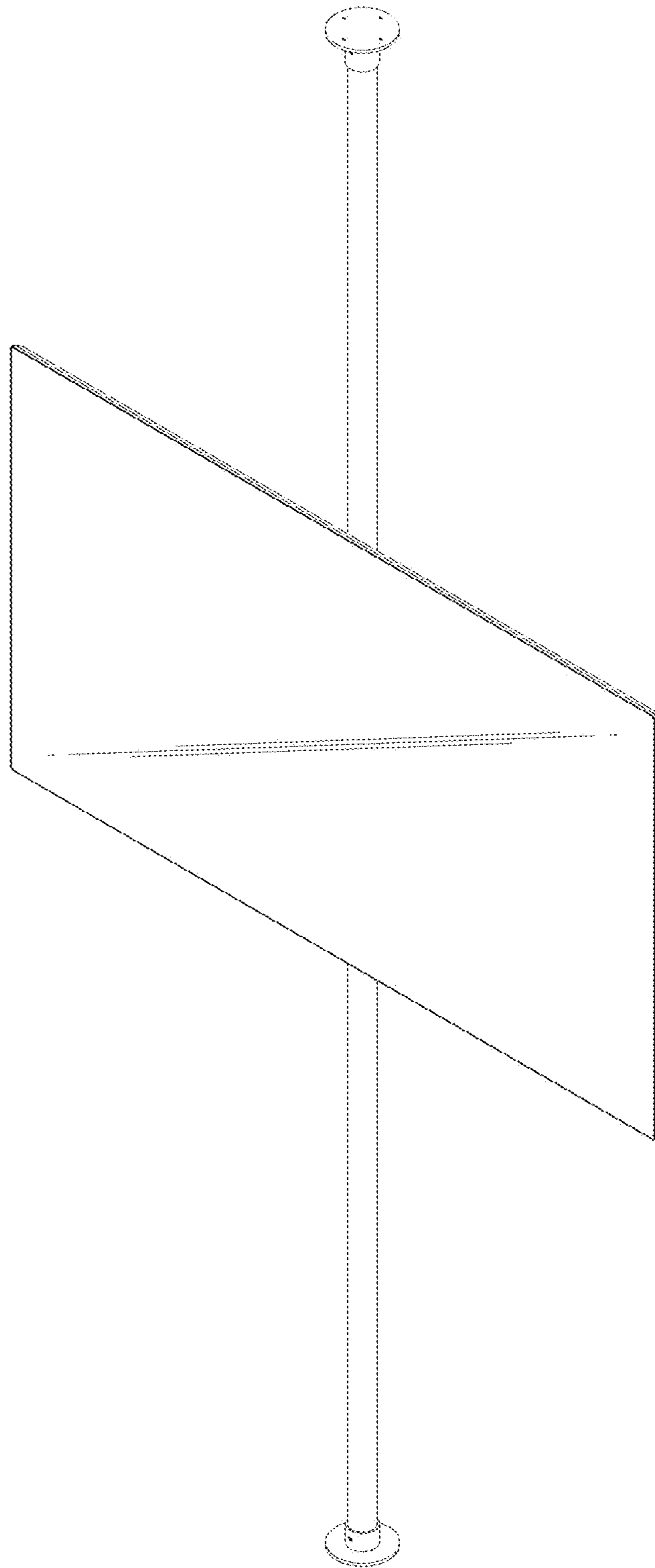


FIG. 2

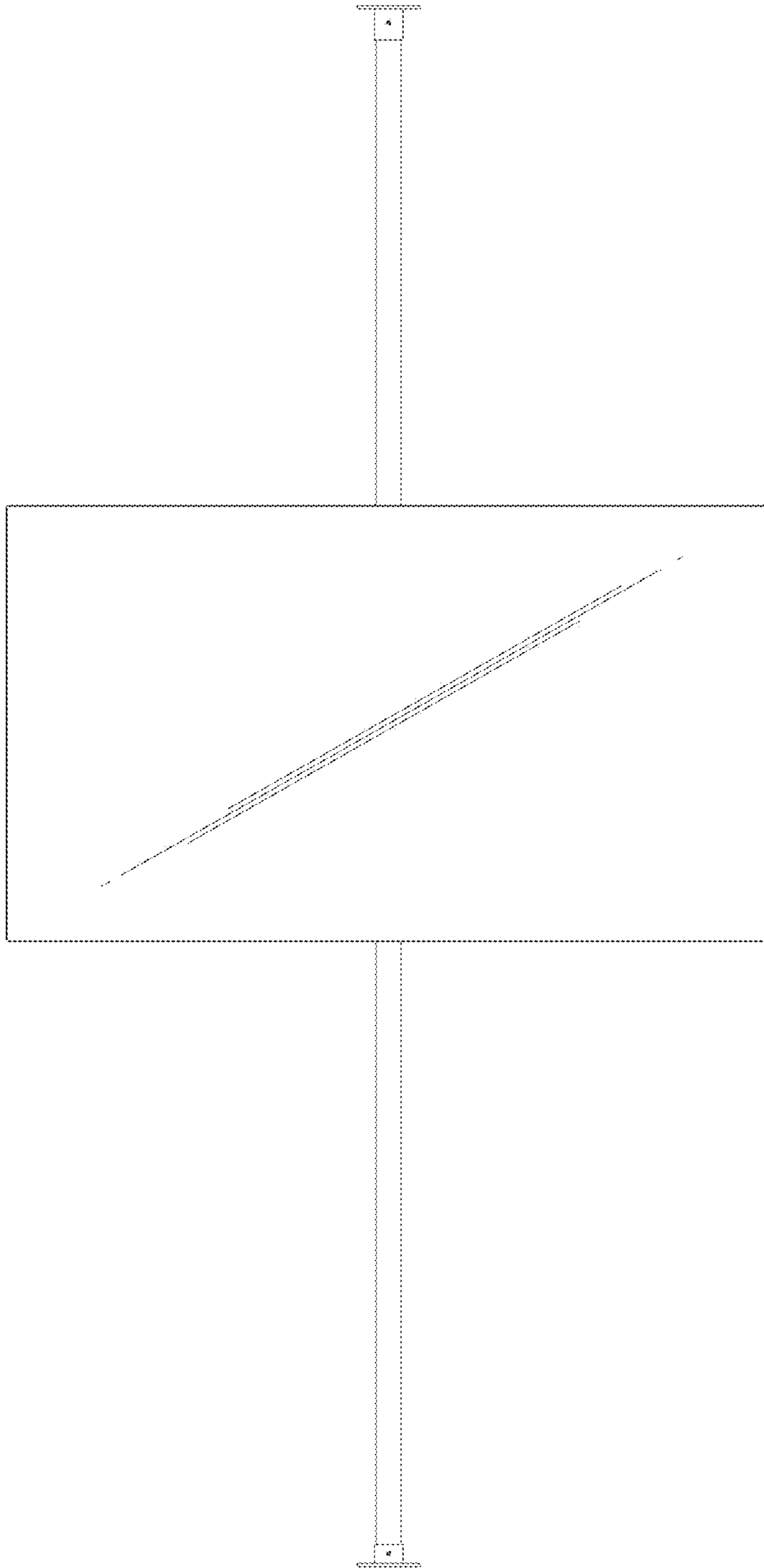


FIG. 3

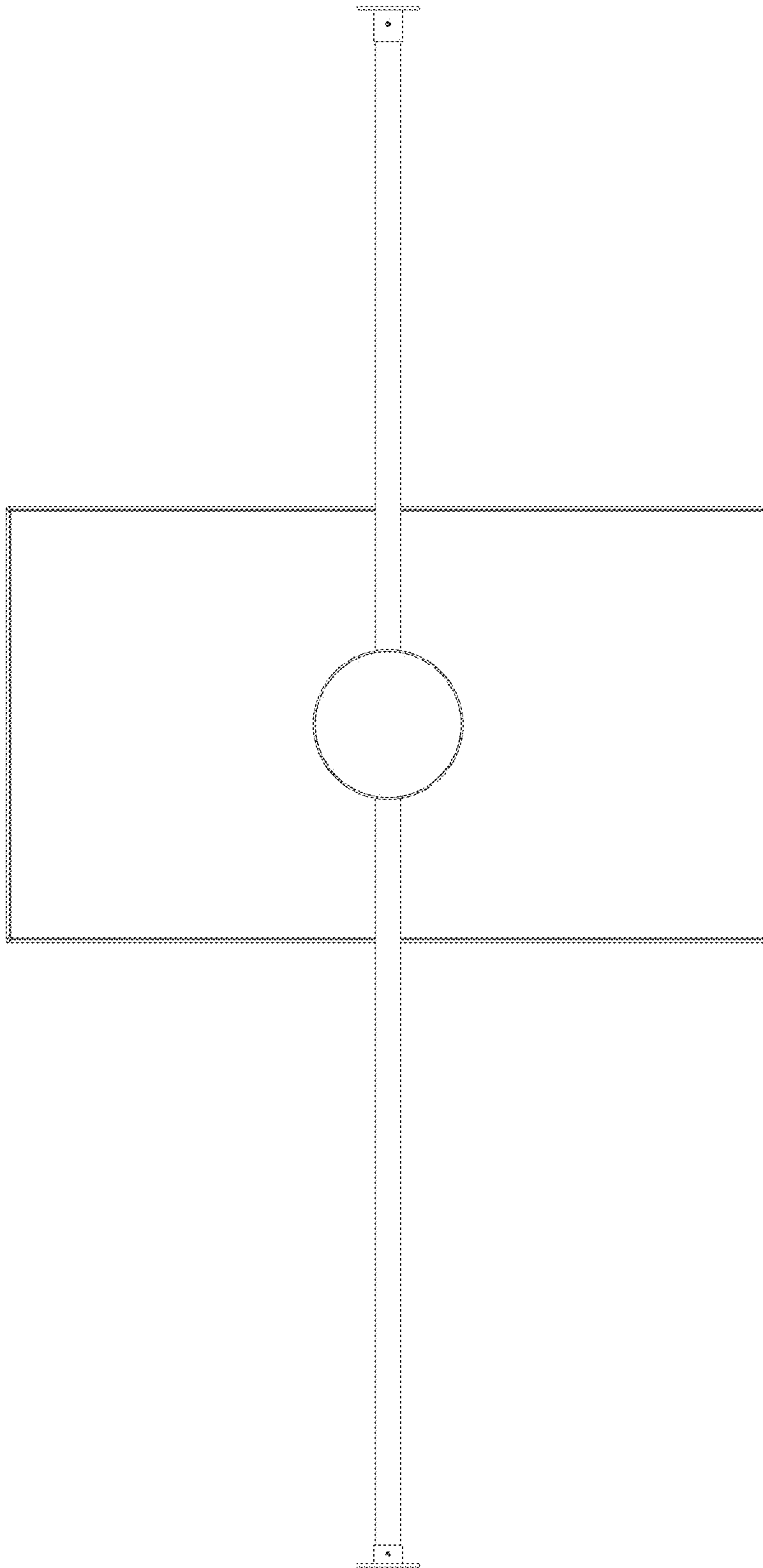


FIG. 4

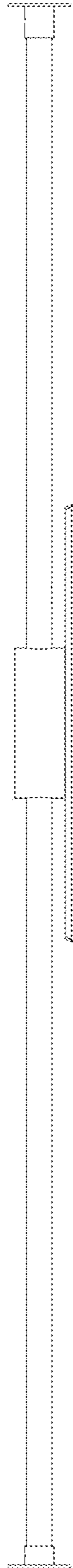


FIG. 5

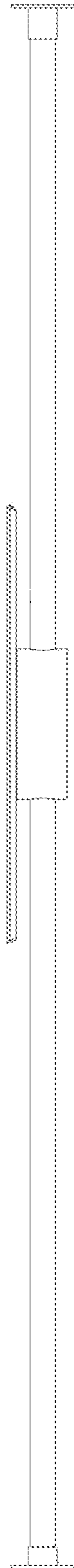


FIG. 6

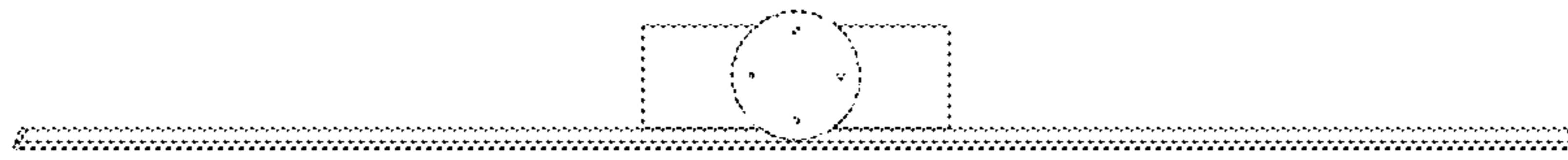


FIG. 7

