



US00D954667S

(12) **United States Design Patent** (10) **Patent No.:** **US D954,667 S**
McPherson et al. (45) **Date of Patent:** **** Jun. 14, 2022**

(54) **POWER MODULE**

FOREIGN PATENT DOCUMENTS

(71) Applicant: **Cree Fayetteville, Inc.**, Fayetteville, AR (US)

EP 2916349 A1 9/2015
EP 3100301 B1 11/2019
(Continued)

(72) Inventors: **Brice McPherson**, Fayetteville, AR (US); **Alexander Lostetter**, Fayetteville, AR (US)

OTHER PUBLICATIONS

(73) Assignee: **WOLFSPEED, INC.**, Durham, NC (US)

Office Action issue in Japanese Application No. 2019-026196, dated Apr. 6, 2020 (with machine-generated translation).
(Continued)

(**) Term: **15 Years**

Primary Examiner — Keli L Hill

(21) Appl. No.: **29/663,171**

Assistant Examiner — Harold E Blackwell, II

(22) Filed: **Sep. 12, 2018**

(74) *Attorney, Agent, or Firm* — BakerHostetler

Related U.S. Application Data

(57) **CLAIM**

(63) Continuation-in-part of application No. 15/405,520, filed on Jan. 13, 2017, now Pat. No. 10,212,838.

We claim the ornamental design for a power module, as shown and described.

(51) **LOC (13) Cl.** **13-03**

DESCRIPTION

(52) **U.S. Cl.**
USPC **D13/184**; D13/110

(58) **Field of Classification Search**
USPC D13/110, 123, 124, 158, 162, 184
CPC H05K 5/00; H05K 5/0069; H05K 5/0247
See application file for complete search history.

FIG. 1 is a right front side perspective view of the power module;

FIG. 2 is a top side view of the power module shown in FIG. 1;

FIG. 3 is a bottom side view of the power module shown in FIG. 1;

FIG. 4 is a right side view of the power module shown in FIG. 1;

FIG. 5 is a left side view of the power module shown in FIG. 1;

FIG. 6 is a front side view of the power module shown in FIG. 1; and,

FIG. 7 is a back side view of the power module shown in FIG. 1.

The subject matter shown in dashed lines, and any surface of the design not shown, including interior surfaces, form no part of the claimed invention.

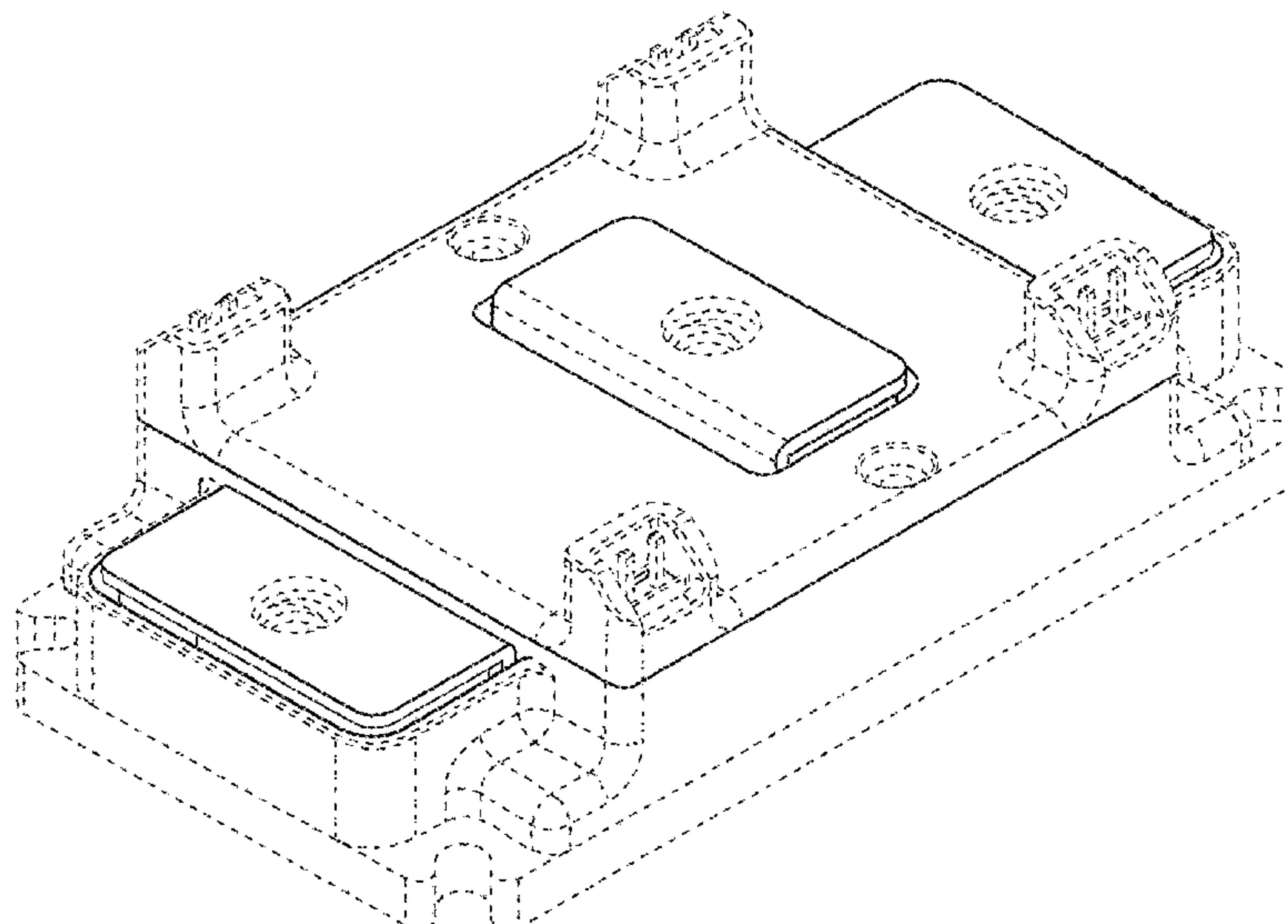
(56) **References Cited**

U.S. PATENT DOCUMENTS

D340,907 S *	11/1993	Smith	D13/110
D363,056 S *	10/1995	Vinciarelli	D13/110
D463,362 S	9/2002	Alcantar et al.		
D466,076 S	11/2002	Nagashima et al.		
D469,059 S	1/2003	Ando et al.		
D556,686 S *	12/2007	Matsuo	D13/110
D602,432 S *	10/2009	Moussa	D13/110
9,426,883 B2	8/2016	McPherson et al.		
D773,394 S	12/2016	Marinelli et al.		
10,020,237 B2	7/2018	Hoehn et al.		

(Continued)

1 Claim, 7 Drawing Sheets



(56)

References Cited

U.S. PATENT DOCUMENTS

10,080,301 B2 9/2018 Passmore et al.
 10,448,524 B2 10/2019 Cole et al.
 D892,754 S * 8/2020 Beckedahl D13/182
 10,749,443 B2 * 8/2020 Martin H02M 7/48
 D903,590 S * 12/2020 McPherson D13/110
 D908,632 S * 1/2021 Cole D13/146
 10,917,992 B2 * 2/2021 Feurtado H05K 1/0271
 D920,937 S * 6/2021 Umeda D13/182
 D929,462 S * 8/2021 Frank D15/5
 2008/0142948 A1 6/2008 Matsumoto
 2009/0309524 A1 12/2009 Rider et al.
 2011/0273861 A1 11/2011 Matsumoto et al.
 2012/0001227 A1 1/2012 Takahashi et al.
 2012/0256194 A1 10/2012 Yoshihara et al.
 2013/0063067 A1 3/2013 Tanaka
 2013/0105961 A1 5/2013 Jones et al.
 2013/0134572 A1 5/2013 Lenniger et al.
 2014/0198475 A1 7/2014 Menzies et al.
 2014/0346659 A1 11/2014 Nakamura et al.
 2014/0376184 A1 12/2014 Gohara
 2015/0070852 A1 3/2015 Kawano et al.
 2015/0124409 A1 5/2015 Kawano et al.
 2015/0137871 A1 5/2015 Takano
 2015/0222201 A1 8/2015 Nakashima
 2015/0270786 A1 9/2015 Chen et al.
 2015/0373836 A1 12/2015 Masutani
 2016/0120063 A1 4/2016 Cheng et al.
 2016/0190915 A1 6/2016 Horiuchi et al.
 2016/0276927 A1 9/2016 Das et al.
 2017/0112005 A1 4/2017 Cole et al.
 2018/0206359 A1 7/2018 McPherson et al.

2019/0200475 A1 6/2019 Tramet et al.
 2020/0052610 A1 2/2020 Babic et al.
 2020/0053900 A1 2/2020 Feurtado et al.

FOREIGN PATENT DOCUMENTS

JP 2004186504 A 7/2004
 JP 2010110065 A 5/2010
 JP D1485778 12/2013
 JP D1539110 11/2015
 JP D1578686 6/2017
 KR 30-0236239 S 5/1999
 KR 30-0255614 S 4/2000
 TW D167746 5/2015
 WO 2015116924 A1 8/2015
 WO 2015176985 A1 11/2015

OTHER PUBLICATIONS

Office Action issue in Japanese Application No. 2019-026197, dated Apr. 6, 2020 (with machine-generated translation).
 Office Action issue in Japanese Application No. 2019-005101, dated Apr. 6, 2020 (with machine-generated translation).
 Hyaku Agency Design Division Publicly known document No. HA18008536, KAL100, M&E, No. 7, vol. 33, Jul. 1, 2006, p. 137.
 Japanese Patent Office Design Division known document No. HC16050316, constant voltage, constant frequency uninterruptible power supply (UPS), 2003 CVCF, catalog 3, 2 pages.
 Publication Material No. HJ21071733, "New 3-level conversion circuit and dedicated power semiconductor module", Fuji Electric Holdings Co., LTD, Feb. 4, 2010 (with machine-generated translation).
 International Preliminary Report on Patentability and Written Opinion issued in PCT/US2018/013474, dated Jul. 25, 2019.

* cited by examiner

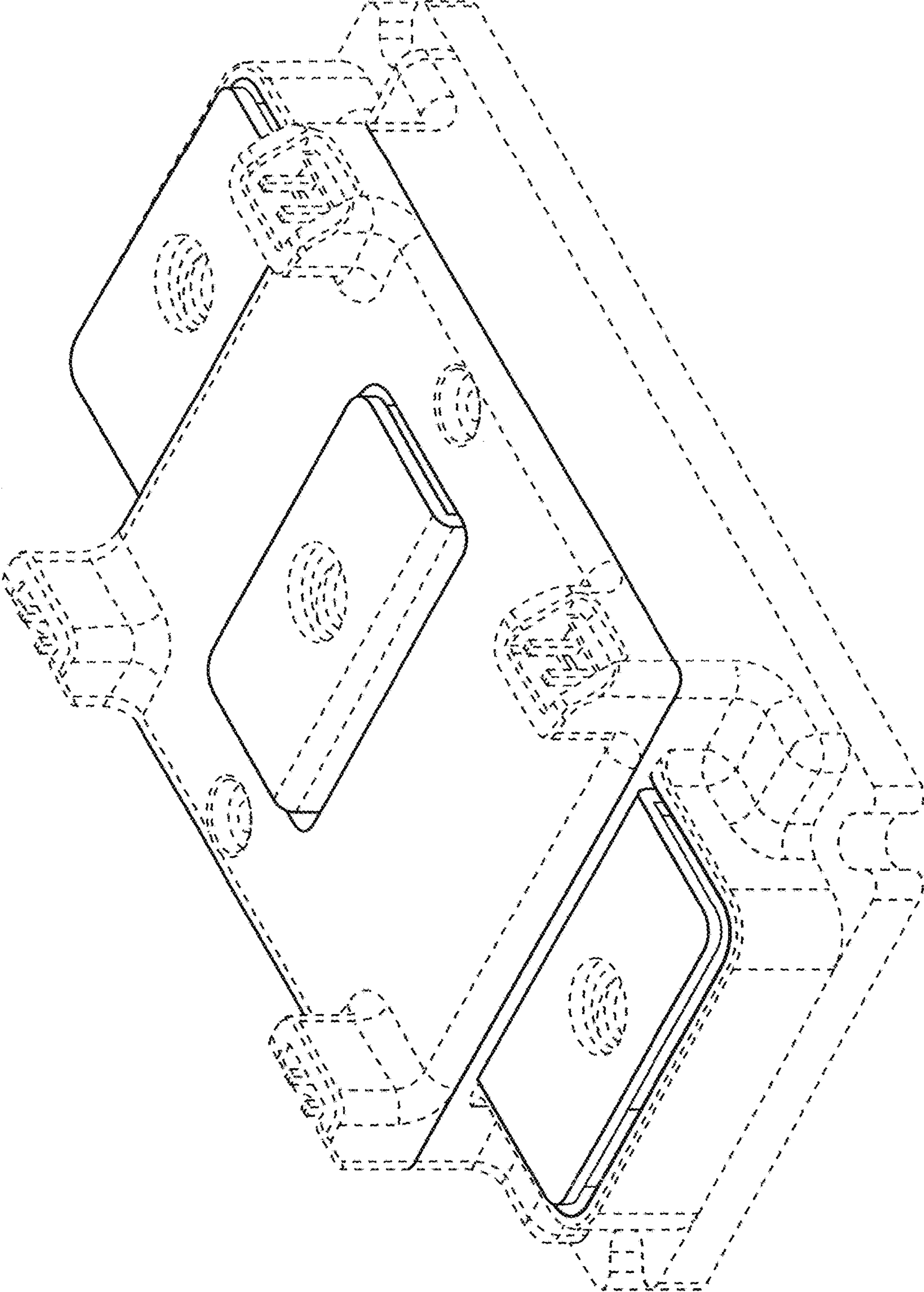


FIG. 1

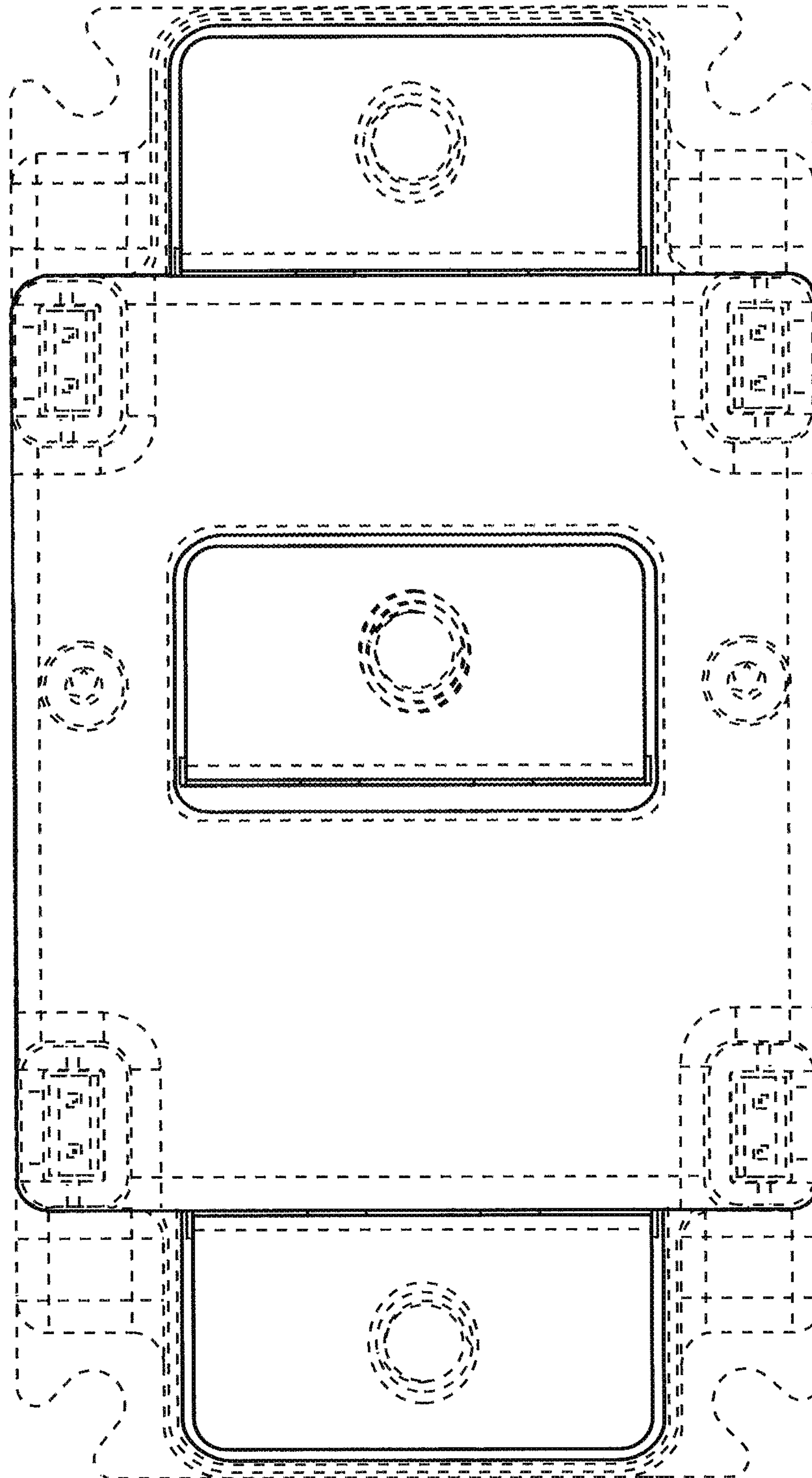


FIG. 2




FIG. 3

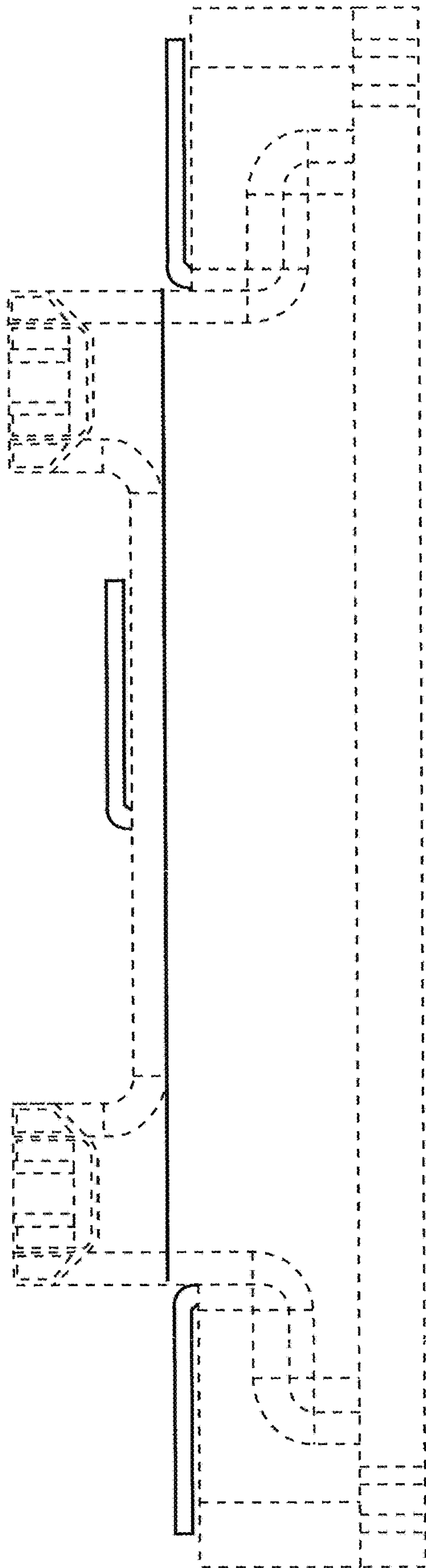


FIG. 4

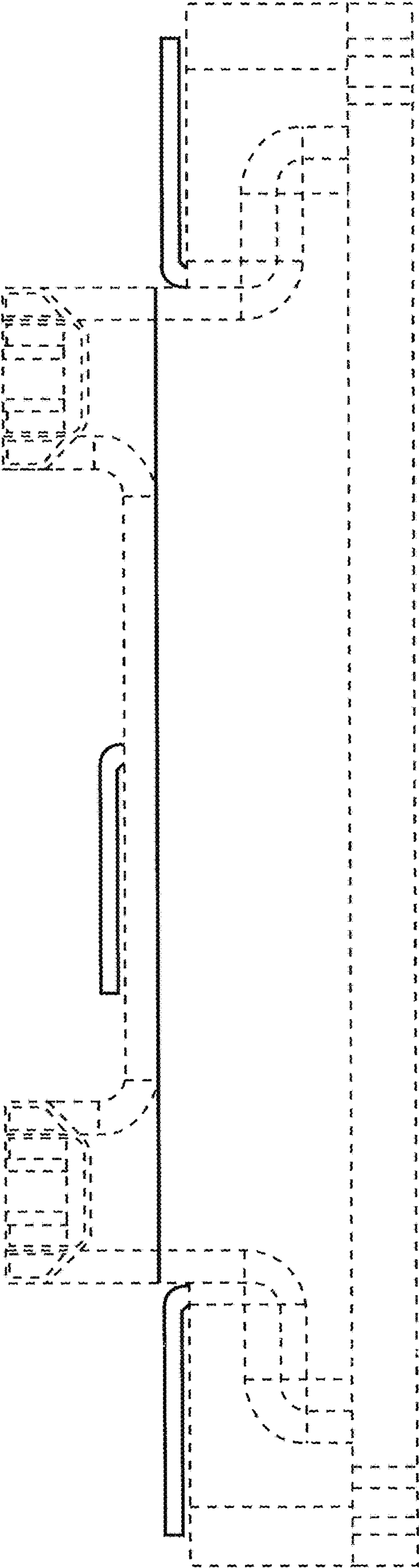


FIG. 5

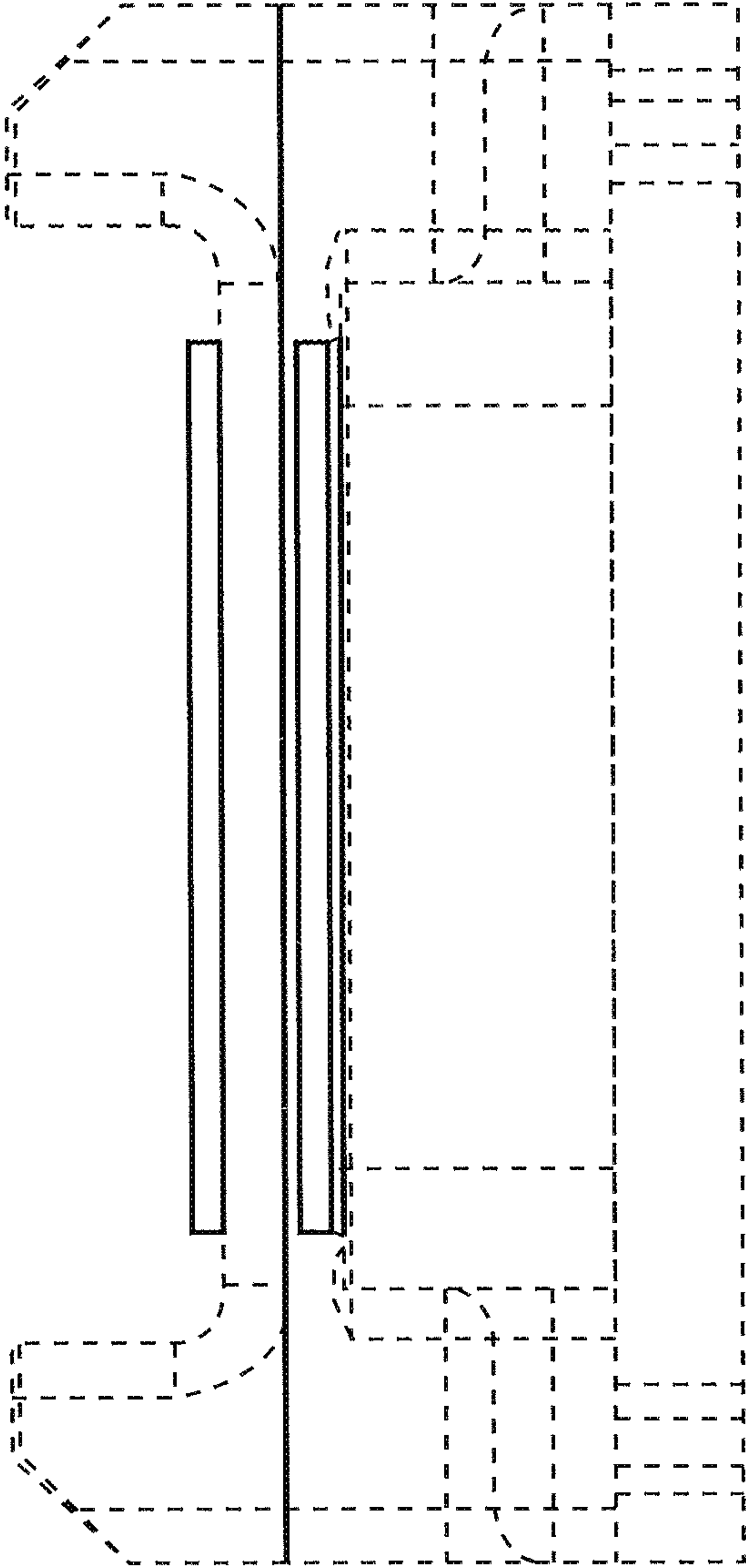


FIG. 6

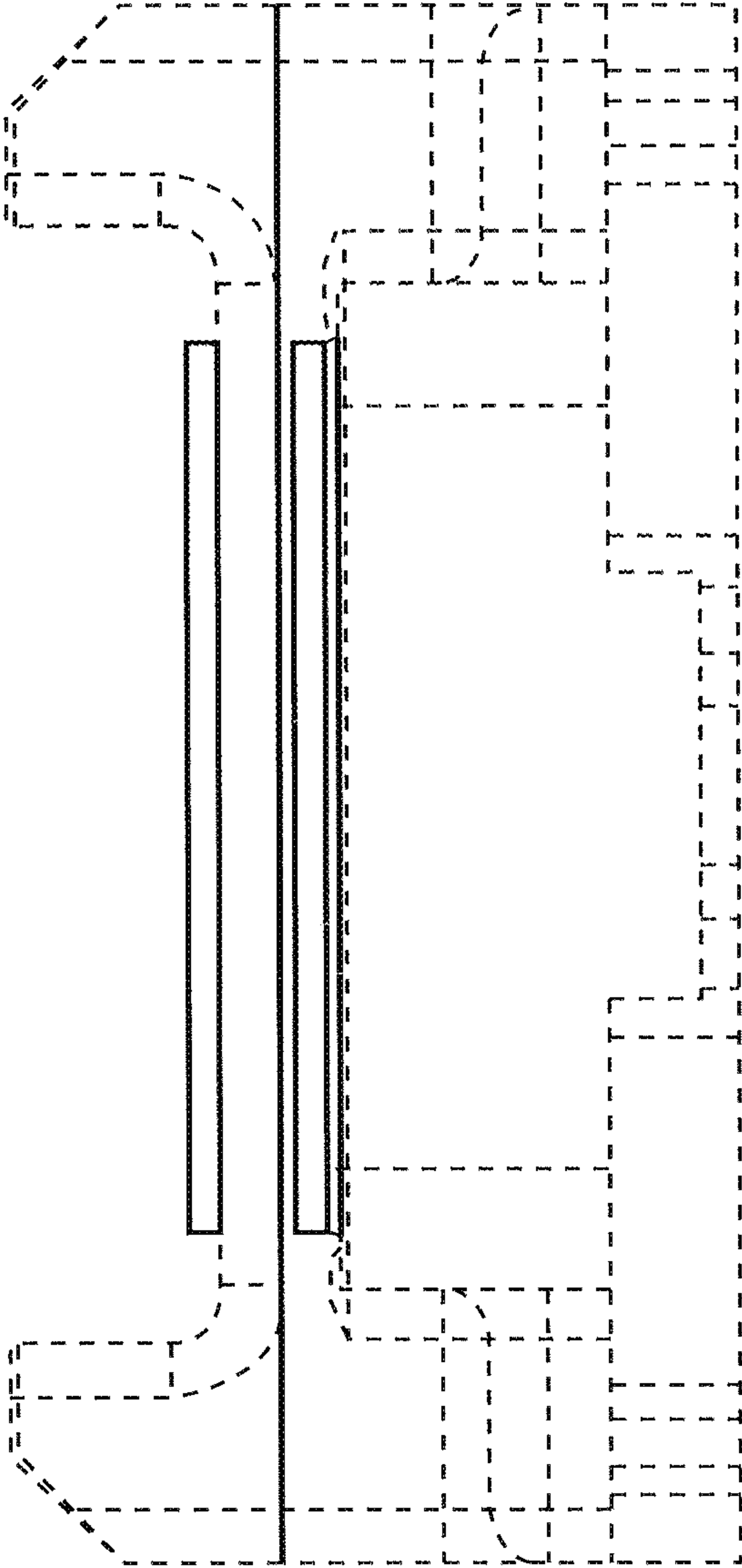


FIG. 7