

US00D954656S

(12) **United States Design Patent**
Kencevski

(10) **Patent No.:** **US D954,656 S**

(45) **Date of Patent:** **** Jun. 14, 2022**

(54) **CAP FOR SPARK PLUG WIRE RETAINER**

(71) Applicant: **Jason Kencevski**, Sydney (AU)

(72) Inventor: **Jason Kencevski**, Sydney (AU)

(**) Term: **15 Years**

(21) Appl. No.: **29/695,841**

(22) Filed: **Jun. 21, 2019**

(51) **LOC (13) Cl.** **13-03**

(52) **U.S. Cl.**
USPC **D13/156; D8/357**

(58) **Field of Classification Search**
USPC D13/110, 156, 133, 155, 184, 154, 162,
D13/152, 118, 120; D8/357
CPC H01R 13/41; H01R 13/52; H02G 3/086;
Y10T 16/46; H01T 13/06; H01T 13/08
See application file for complete search history.

(56) **References Cited**

U.S. PATENT DOCUMENTS

D151,571 S *	10/1948	Tillinghast	D13/156
D222,262 S *	10/1971	Hartford	D13/156
4,293,173 A *	10/1981	Tricca	H01R 13/443
				174/67
5,017,148 A *	5/1991	Buckshaw	H01R 13/443
				439/135
D330,520 S *	10/1992	Meadows	D10/64
D359,270 S *	6/1995	Connelly	D13/154

D361,056 S *	8/1995	Barry	D13/156
D629,366 S *	12/2010	Ericson	D13/156
D710,050 S *	7/2014	Haws	D26/142
D806,523 S *	1/2018	Kencevski	D8/356
D815,042 S *	4/2018	Jenrich	D13/133
D886,061 S *	6/2020	Wang	D13/133
D915,292 S *	4/2021	Corona	D13/147

* cited by examiner

Primary Examiner — Jennifer O King

(74) *Attorney, Agent, or Firm* — Integral Patent; Laurence J. Shaw

(57) **CLAIM**

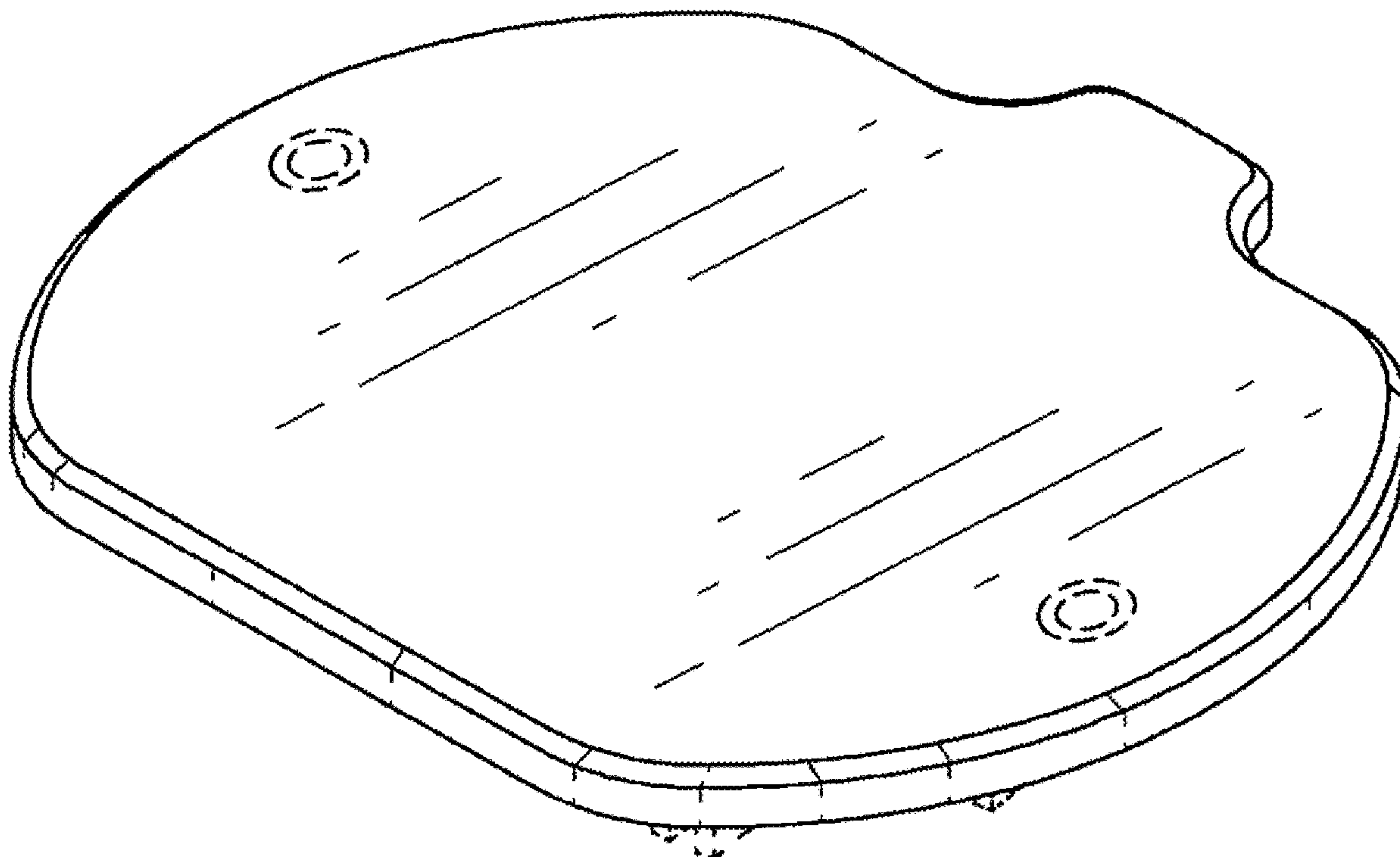
I claim the ornamental design for a cap for a spark plug wire retainer, as shown and described.

DESCRIPTION

FIG. 1 shows a top back left perspective view of a cap for a spark plug wire retainer showing my new design; FIG. 2 shows a bottom back left perspective view thereof; FIG. 3 shows a top view thereof; FIG. 4 shows a bottom view thereof; FIG. 5 shows a left side view thereof; FIG. 6 shows a right side view thereof; FIG. 7 shows a front view thereof; and, FIG. 8 shows a back view thereof.

The broken lines shown represent portions of the cap for spark plug wire retainer that form no part of the claimed design.

1 Claim, 4 Drawing Sheets



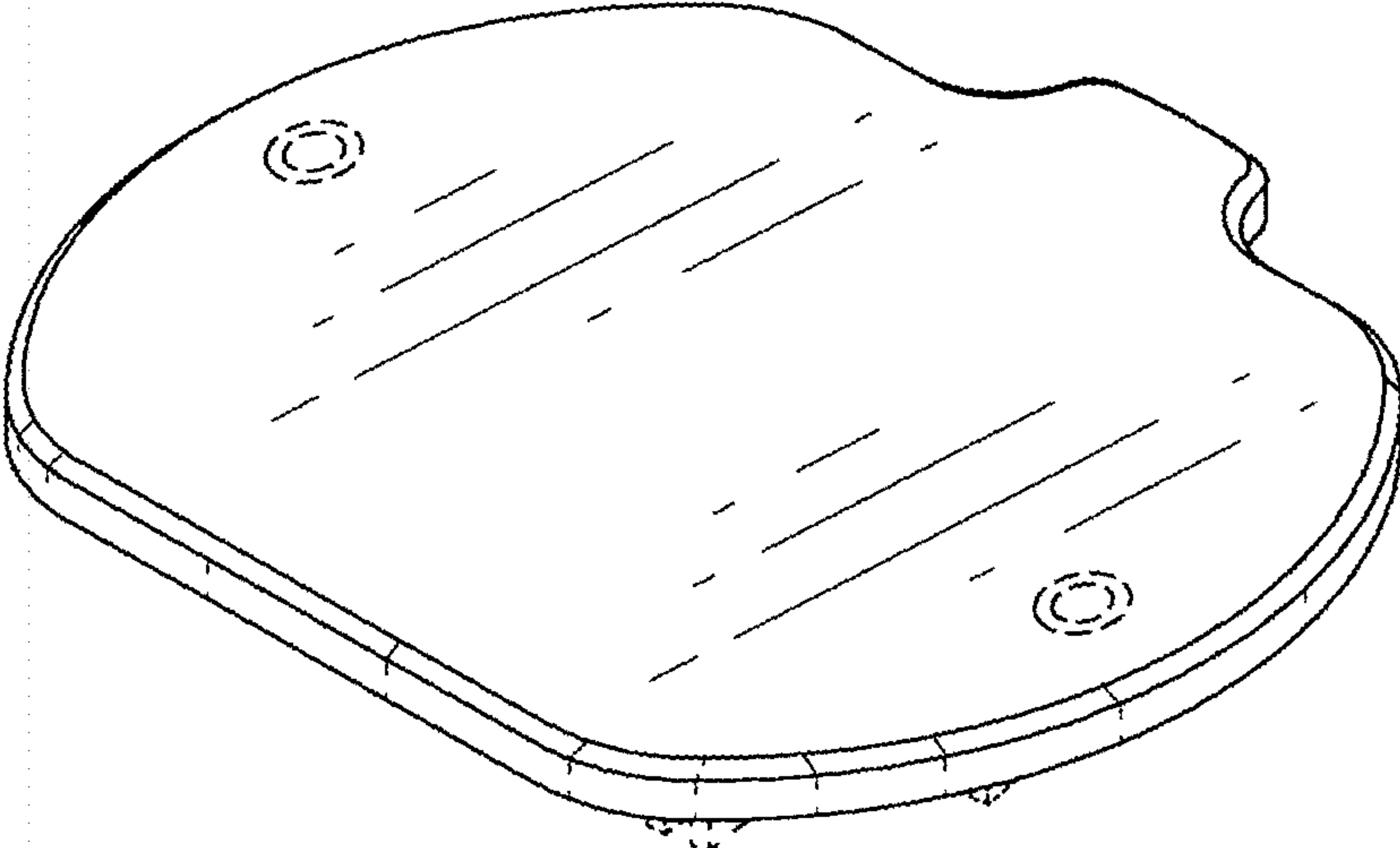


FIG. 1

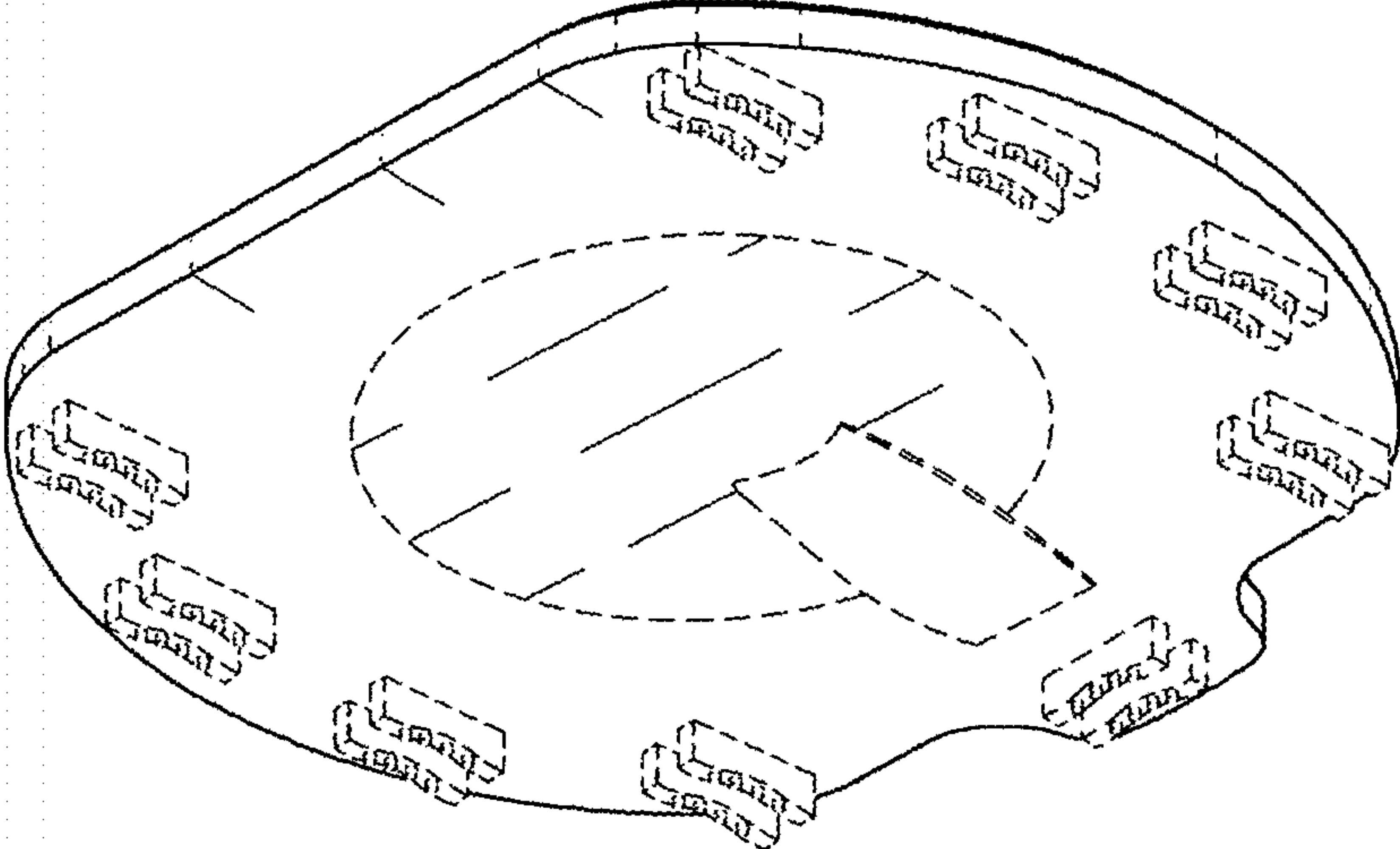


FIG. 2

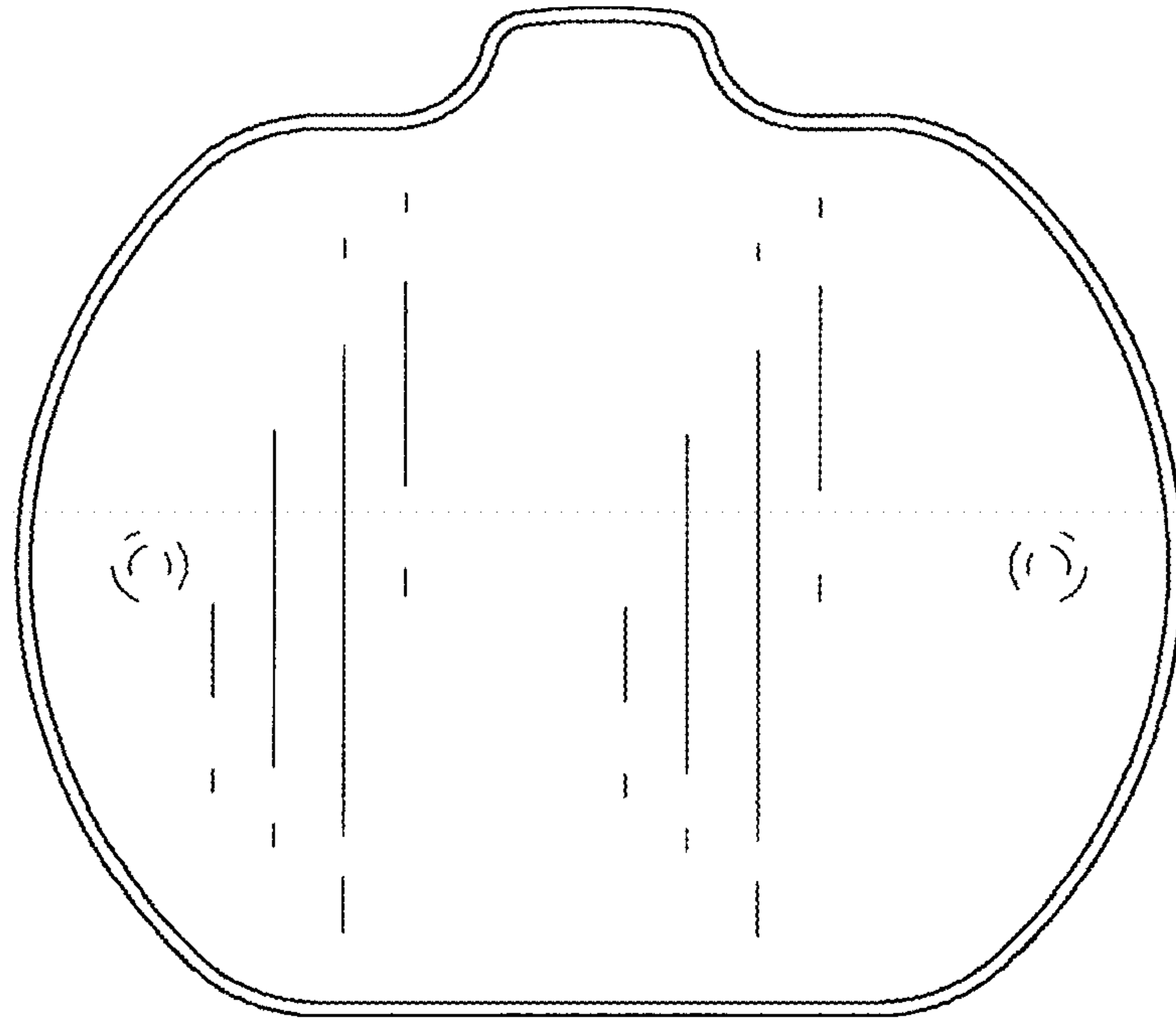


FIG. 3

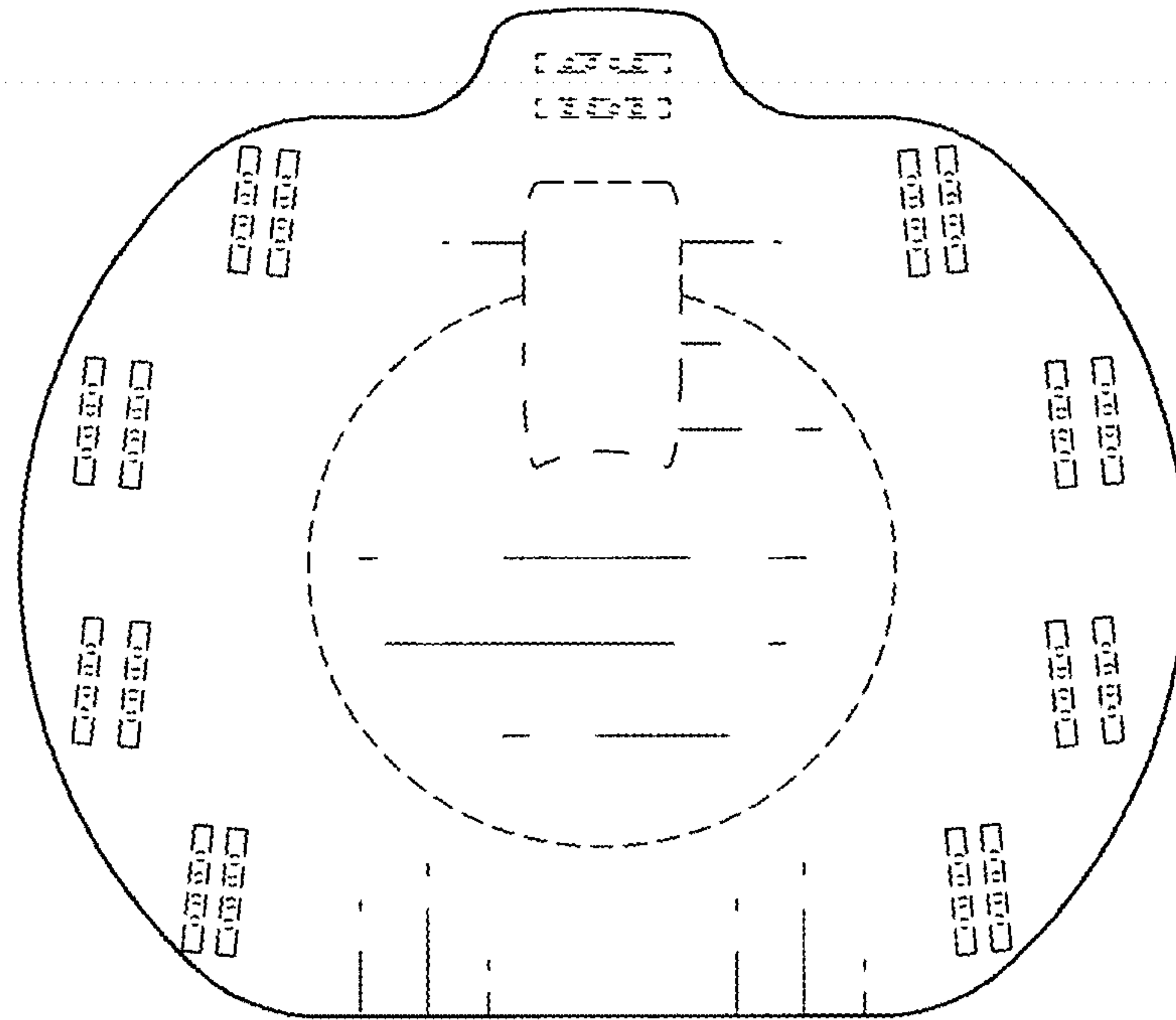


FIG. 4

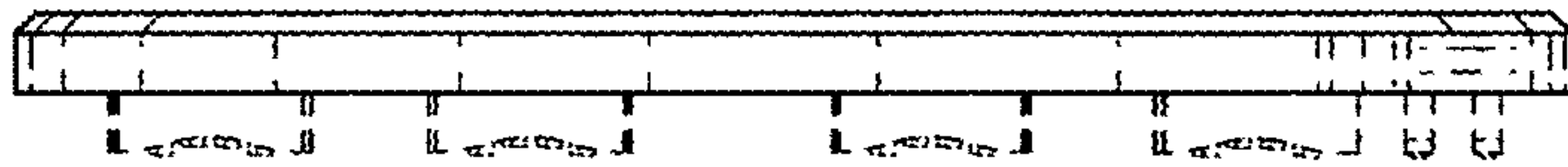


FIG. 5

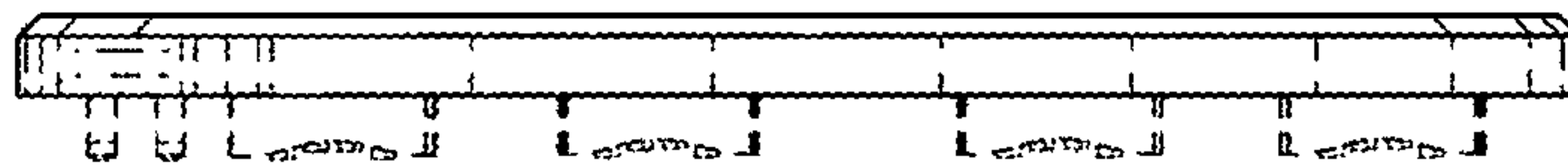


FIG. 6




FIG. 7




FIG. 8