



US00D954619S

(12) **United States Design Patent**
Nightingale et al.

(10) **Patent No.:** **US D954,619 S**
(45) **Date of Patent:** **** Jun. 14, 2022**

(54) **ENGINE COVER FOR A VEHICLE**

(71) Applicant: **Jaguar Land Rover Limited**, Coventry (GB)

(72) Inventors: **Hugo Nightingale**, Coventry (GB);
Roman Bertin, Coventry (GB)

(73) Assignee: **Jaguar Land Rover Limited**, Whitley Coventry (GB)

(**) Term: **15 Years**

(21) Appl. No.: **29/636,842**

(22) Filed: **Feb. 12, 2018**

(30) **Foreign Application Priority Data**

Aug. 29, 2017 (EM) 004170249

(51) **LOC (13) Cl.** **12-08**

(52) **U.S. Cl.**

USPC **D12/173**

CPC **B60R 19/02 (2013.01)**

(58) **Field of Classification Search**

USPC D12/86, 91, 93, 163-190, 216

CPC B60R 9/06; B60R 19/02; B60R 19/04;

B60R 19/18; B60R 19/44; B60R 19/48;

B62D 35/02; B62D 39/00; B62D 65/16;

B62D 21/12; B29C 45/16

See application file for complete search history.

(56) **References Cited**

U.S. PATENT DOCUMENTS

D560,577 S * 1/2008 Okamoto D12/173

D607,792 S * 1/2010 Weil D12/173

D639,216 S * 6/2011 Faghihzadeh D12/173

D651,144 S * 12/2011 Okamoto D12/173

D659,612 S * 5/2012 Matsumoto D12/173

D662,013 S * 6/2012 Hakamata D12/173

D666,540 S * 9/2012 Karras D12/173

D683,286 S * 5/2013 Fuchigami D12/173

D699,642 S * 2/2014 Kubota D12/173

D702,164 S * 4/2014 Campbell D12/173

D709,005 S * 7/2014 Koizumi D12/173

D710,768 S * 8/2014 Ishizuka D12/173

D716,202 S * 10/2014 Beermann D12/173

D718,686 S * 12/2014 Hammoud D12/173

D736,684 S * 8/2015 Nissl D12/173

D756,864 S * 5/2016 Ino D12/173

D762,534 S * 8/2016 Faghihzadeh D12/173

(Continued)

Primary Examiner — Richard E Chilcot

(74) *Attorney, Agent, or Firm* — Wood Herron & Evans LLP

(57) **CLAIM**

The ornamental design for an engine cover for a vehicle, as shown and described.

DESCRIPTION

FIG. 1 is a front view of an engine cover for a vehicle according to the present invention.

FIG. 2 is a front left perspective view of the engine cover shown in FIG. 1.

FIG. 3 is a front right perspective view thereof.

FIG. 4 is a rear left perspective view thereof.

FIG. 5 is a rear right perspective view thereof.

FIG. 6 is a rear view thereof.

FIG. 7 is a left side view thereof.


FIG. 8 is a right side view thereof.

FIG. 9 is a top view thereof.

FIG. 10 is a bottom view thereof; and,

FIG. 11 is a front view of the engine cover shown in FIG. 1-10, but with the engine cover mounted on a vehicle, and the rest of the vehicle shown in de-emphasized and half-tone portions so as to illustrate environmental structure. These portions form no part of the claimed invention. More particularly, in FIG. 11, the inventive engine cover is shown within the broken line, and the elements shown outside the broken line form no part of the claimed invention, but are instead included to show environmental aspects thereof.

1 Claim, 11 Drawing Sheets



(56)

References Cited

U.S. PATENT DOCUMENTS

D763,148 S * 8/2016 Luk D12/173
 D770,338 S * 11/2016 Arroba D12/173
 D773,358 S * 12/2016 Rodriguez D12/173
 D775,019 S * 12/2016 Wheel D12/173
 D776,310 S * 1/2017 Mackay D26/28
 D777,620 S * 1/2017 Pevovar D12/173
 D777,622 S * 1/2017 Kozub D12/173
 D779,398 S * 2/2017 Platto D12/173
 D780,635 S * 3/2017 O'Connell D12/92
 D790,415 S * 6/2017 Woolley D12/173
 D794,232 S * 8/2017 Lai D26/28
 D808,310 S * 1/2018 Zavatski D12/173
 D812,531 S * 3/2018 Im D12/173
 D812,532 S * 3/2018 Jeong D12/173
 D813,120 S * 3/2018 Kim D12/173
 D813,758 S * 3/2018 Gonzales D12/173
 D813,759 S * 3/2018 Perkins D12/173
 D815,573 S * 4/2018 Whitla D12/173
 D818,904 S * 5/2018 Jeong D12/173

D818,905 S * 5/2018 Beermann D12/173
 D819,529 S * 6/2018 Szavits D12/173
 D821,943 S * 7/2018 Bucher D12/173
 D826,804 S * 8/2018 Buck D12/173
 D830,252 S * 10/2018 Swanseger D12/173
 D836,045 S * 12/2018 McMahan D12/173
 D841,540 S * 2/2019 Koo D12/173
 D844,512 S * 4/2019 Wheel D12/173
 D848,327 S * 5/2019 Tovey D12/173
 D848,328 S * 5/2019 Chan D12/173
 D850,335 S * 6/2019 Smith D12/173
 D851,563 S * 6/2019 Smith D12/173
 D876,295 S * 2/2020 Davidson D12/173
 D876,296 S * 2/2020 Toriyama D12/173
 D876,297 S * 2/2020 Wheel D12/173
 D877,672 S * 3/2020 Tonello D12/173
 D889,333 S * 7/2020 Grand D12/173
 D906,196 S * 12/2020 von Holzhausen D12/173
 D910,508 S * 2/2021 Wiltshire D12/173
 D926,091 S * 7/2021 Lim D12/173
 2005/0211484 A1 * 9/2005 Ellerman B62D 25/16
 180/69.2

* cited by examiner



FIG. 1




FIG. 2




FIG. 3



FIG. 4



FIG. 5




FIG. 6




FIG. 7




FIG. 8




FIG. 9




FIG. 10




FIG. 11

UNITED STATES PATENT AND TRADEMARK OFFICE
CERTIFICATE OF CORRECTION


PATENT NO. : D954,619 S
APPLICATION NO. : 29/636842
DATED : June 14, 2022
INVENTOR(S) : Hugo Nightingale et al.

Page 1 of 1

It is certified that error appears in the above-identified patent and that said Letters Patent is hereby corrected as shown below:

On the Title Page

Column 2, "Description" Lines 13-14 reads, "FIG. 11 is a front view of the engine cover shown in FIG. 1-10, but with the..." and should read -- FIG. 11 is a front view of the engine cover shown in FIGS. 1-10, but with the... --.

Signed and Sealed this
Thirtieth Day of August, 2022

Katherine Kelly Vidal
Director of the United States Patent and Trademark Office