



US00D954601S

(12) **United States Design Patent**  
**Malachowski et al.**

(10) **Patent No.:** **US D954,601 S**  
(45) **Date of Patent:** **\*\* Jun. 14, 2022**

(54) **AUTOMOBILE EXTERIOR BODY**

(71) Applicants: **Nicholas A. Malachowski**, Bloomfield Hills, MI (US); **Eugenio Sellaro-Neto**, Detroit, MI (US); **Alexander Tannen**, Detroit, MI (US); **Chris Piscitelli**, West Bloomfield, MI (US); **Mark D. Hall**, Rochester Hills, MI (US); **Mark T. Allen**, Oxford, MI (US)

(72) Inventors: **Nicholas A. Malachowski**, Bloomfield Hills, MI (US); **Eugenio Sellaro-Neto**, Detroit, MI (US); **Alexander Tannen**, Detroit, MI (US); **Chris Piscitelli**, West Bloomfield, MI (US); **Mark D. Hall**, Rochester Hills, MI (US); **Mark T. Allen**, Oxford, MI (US)

(73) Assignee: **FCA US LLC**, Auburn Hills, MI (US)

(\*\*) Term: **15 Years**

(21) Appl. No.: **29/764,839**

(22) Filed: **Jan. 4, 2021**

(51) **LOC (13) Cl.** ..... **12-08**

(52) **U.S. Cl.**  
USPC ..... **D12/91**

(58) **Field of Classification Search**  
USPC ..... D12/86, 90-92, 88; D21/424, 433, 434, D21/533; 296/181.1-181.5, 183.1  
CPC ..... B62D 25/00; B62D 25/06; B62D 33/00; B62D 35/00  
See application file for complete search history.

(56) **References Cited**

**U.S. PATENT DOCUMENTS**

D420,939 S \* 2/2000 Faurote ..... D12/91  
D500,460 S \* 1/2005 Allen ..... D12/91  
D534,097 S \* 12/2006 Renkert ..... D12/91

D551,124 S \* 9/2007 Aneiros ..... D12/92  
D650,721 S \* 12/2011 Galante ..... D12/91  
D693,737 S \* 11/2013 Hammoud ..... D12/91  
D703,583 S \* 4/2014 Howell ..... D12/91  
D711,784 S \* 8/2014 Galante ..... D12/91  
D723,425 S \* 3/2015 Glover ..... D12/91  
D728,425 S \* 5/2015 Glover ..... D12/91  
D761,695 S \* 7/2016 Faghihzadeh ..... D12/92  
D801,861 S \* 11/2017 Hubers ..... D12/91  
D805,956 S \* 12/2017 Galante ..... D12/91  
D817,816 S \* 5/2018 Hoste ..... D12/91  
D823,722 S \* 7/2018 Hoste ..... D12/91  
D847,025 S \* 4/2019 Zavatski ..... D12/91  
D860,863 S \* 9/2019 Jonason ..... D12/91  
D865,565 S \* 11/2019 Hubers ..... D12/91  
D865,566 S \* 11/2019 Jonason ..... D12/91  
D935,938 S \* 11/2021 Langhals ..... D12/91  
D935,939 S \* 11/2021 Langhals ..... D12/91  
D935,940 S \* 11/2021 Langhals ..... D12/91  
D936,518 S \* 11/2021 Langhals ..... D12/91

(Continued)

*Primary Examiner* — Melody N Brown

(74) *Attorney, Agent, or Firm* — Ralph E. Smith


(57) **CLAIM**

The ornamental design for an automobile exterior body, as shown and described.

**DESCRIPTION**

FIG. 1 is a front perspective view of an automobile exterior body showing our new design;  
FIG. 2 is a rear perspective view thereof;  
FIG. 3 is a front view thereof;  
FIG. 4 is a rear view thereof;  
FIG. 5 is a left side view thereof;  
FIG. 6 is a right side view thereof; and,  
FIG. 7 is a top plan view thereof.  
It will be understood that the broken lines shown in the drawings illustrate portions of the automobile exterior body that form no part of the claimed design.

**1 Claim, 6 Drawing Sheets**



(56)

**References Cited**

U.S. PATENT DOCUMENTS

D940,004 S \* 1/2022 Stone ..... D12/91  
D940,591 S \* 1/2022 Stone ..... D12/91

\* cited by examiner

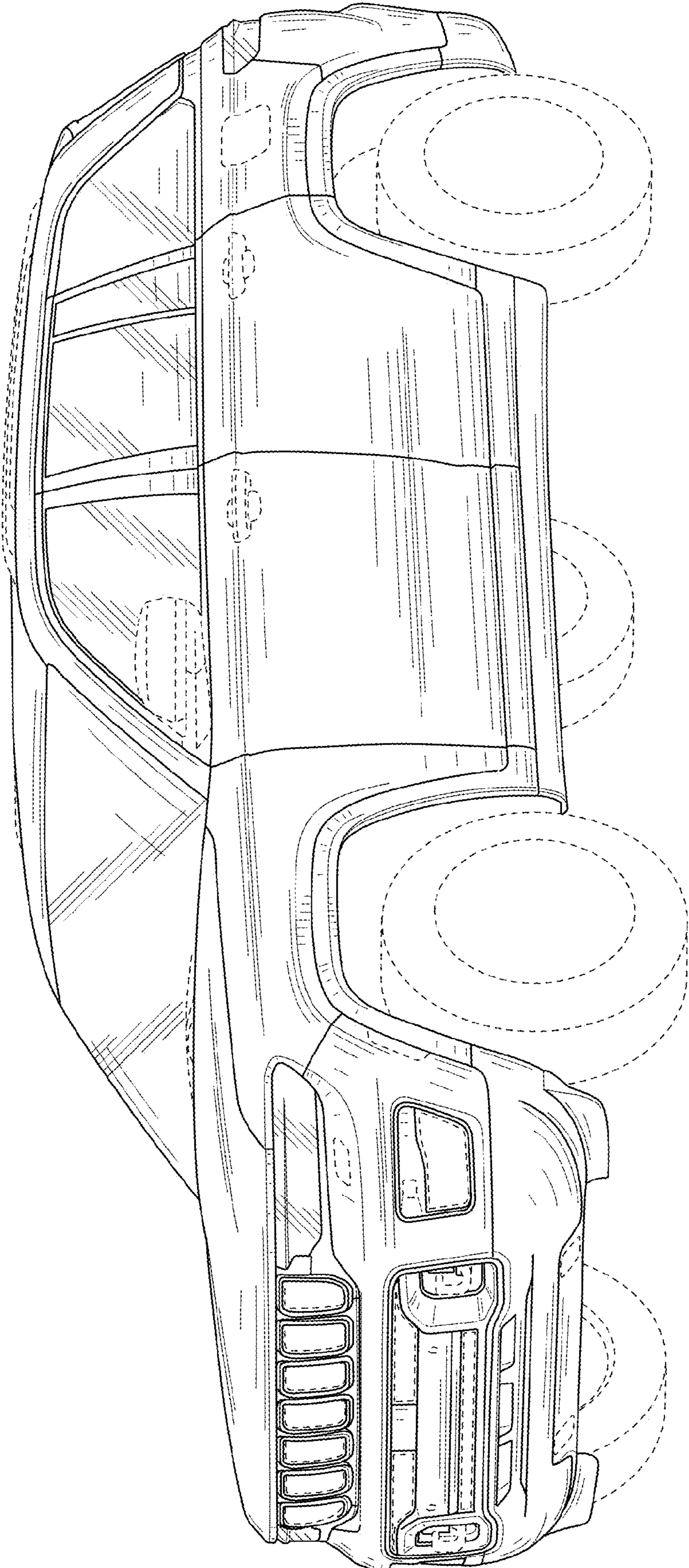


FIG. 1

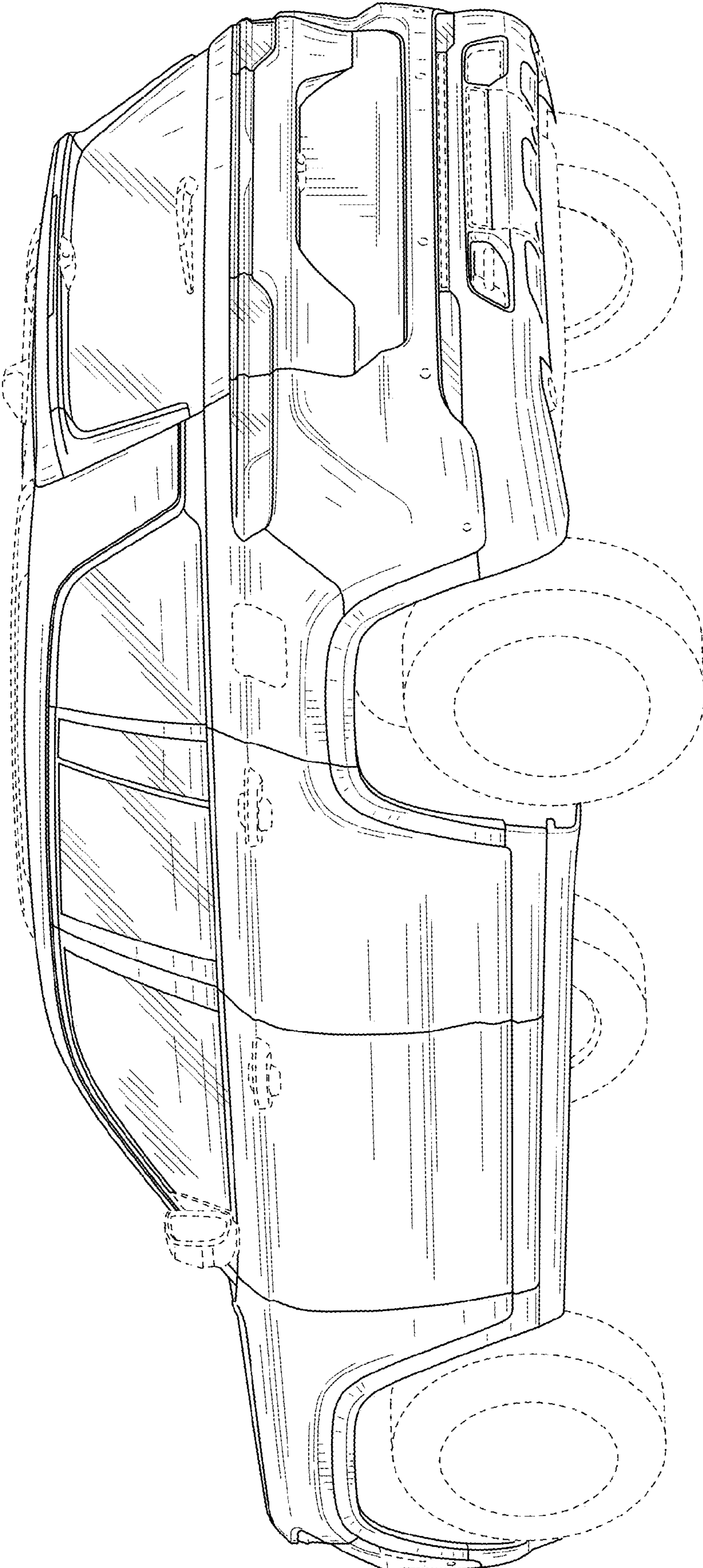

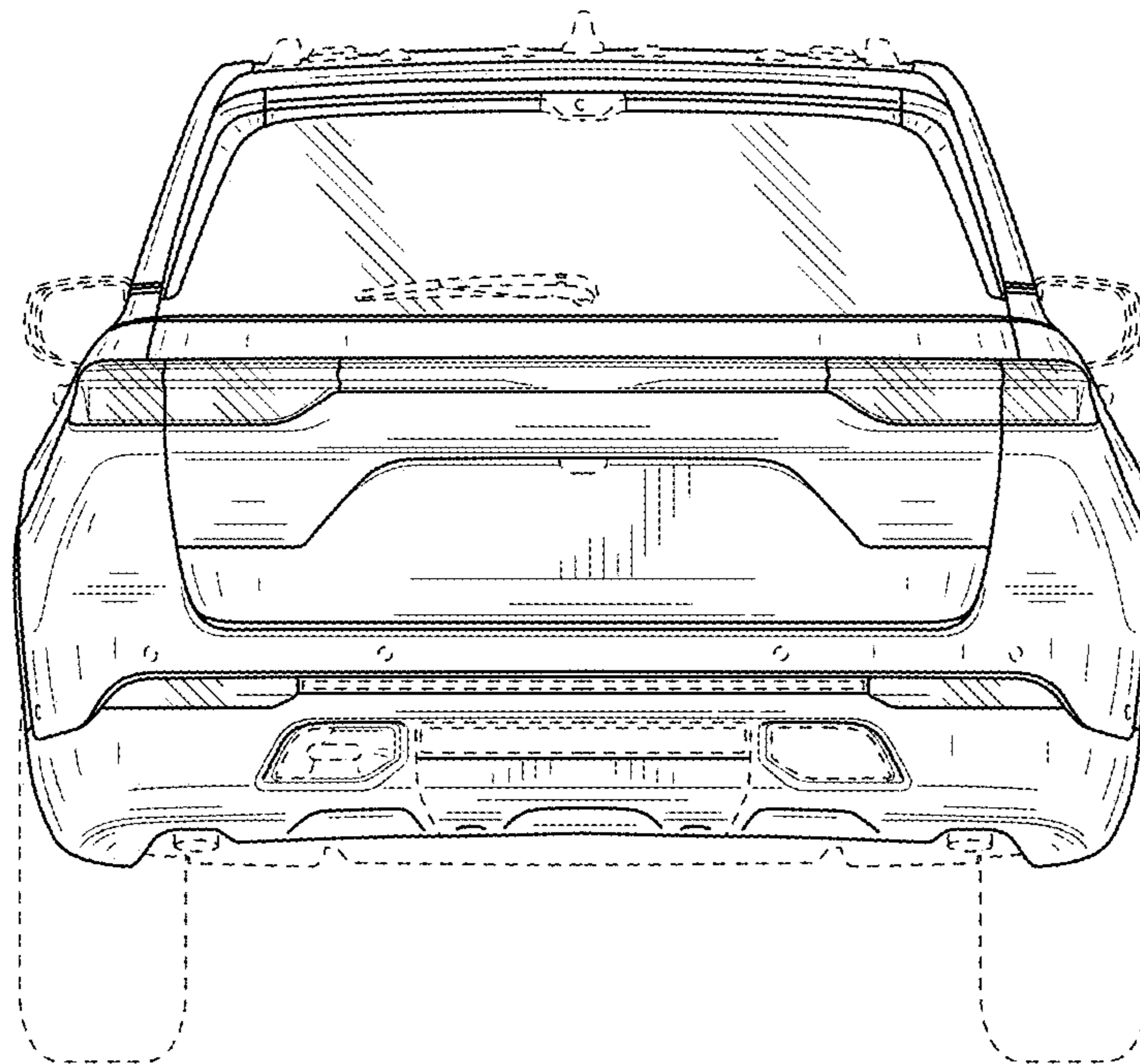


FIG. 2



**FIG. 3**



**FIG. 4**

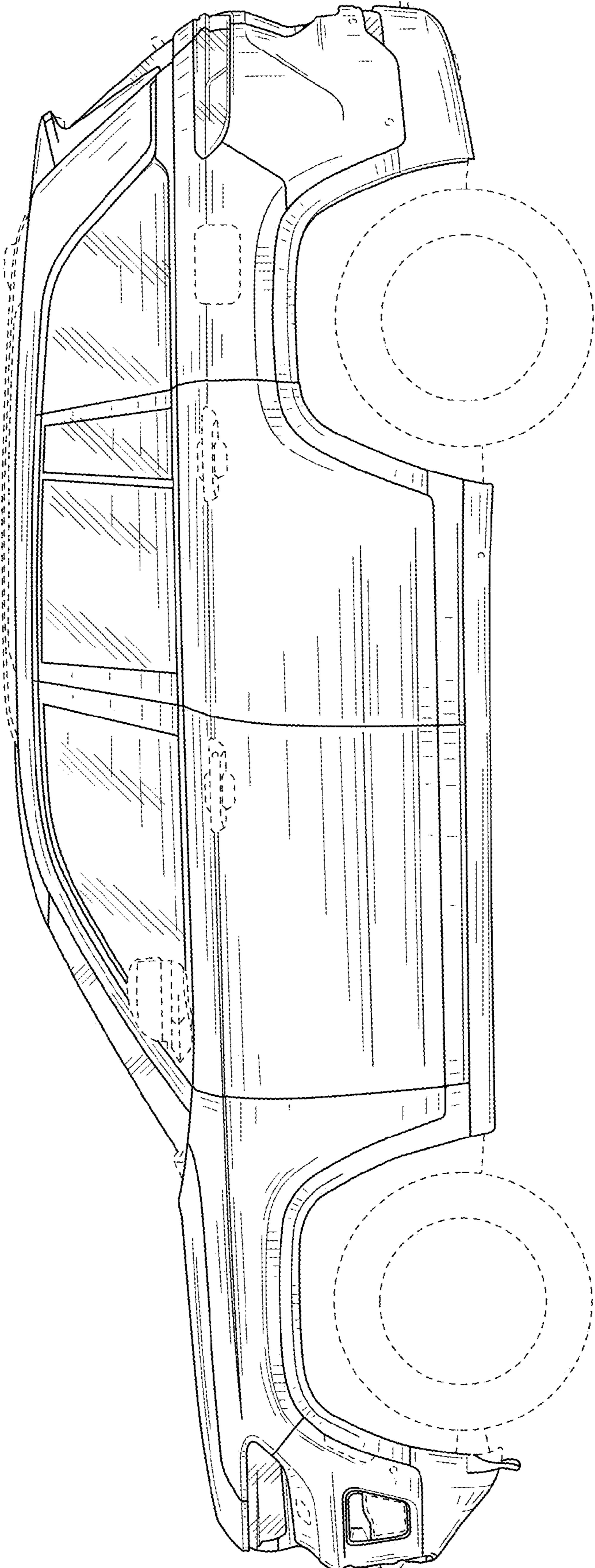


FIG. 5

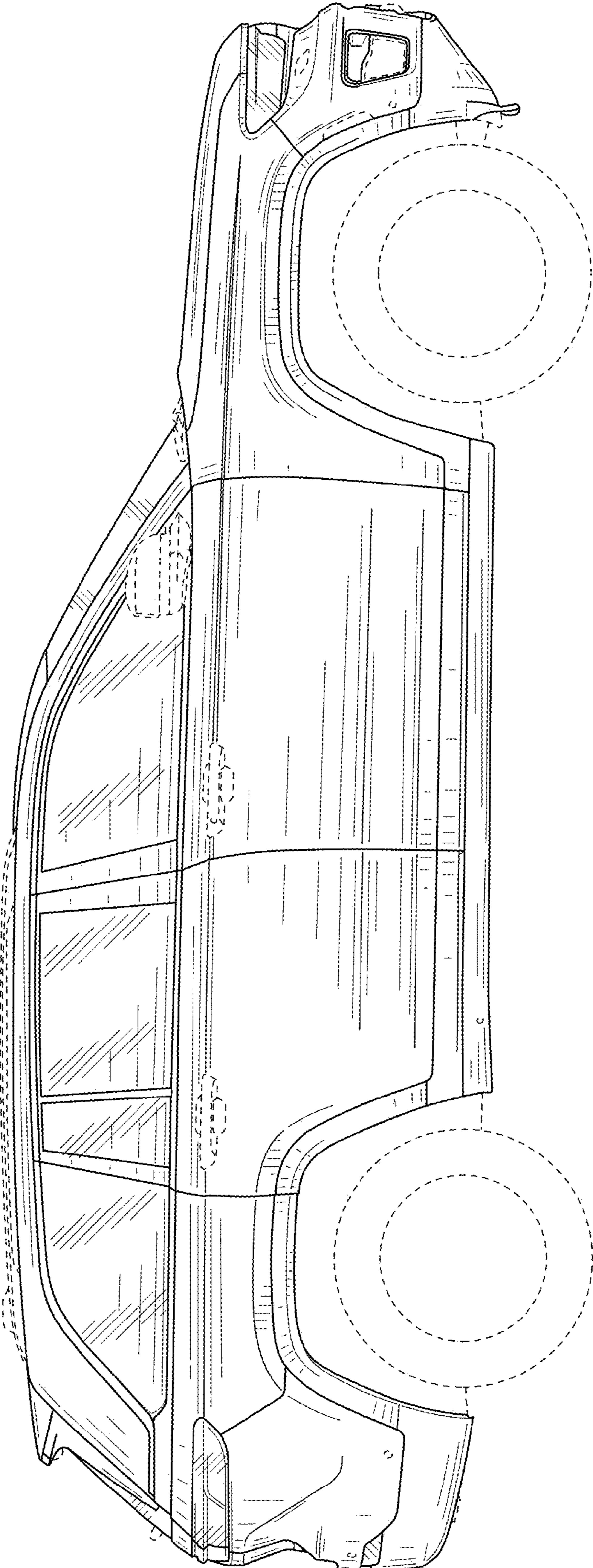


FIG. 6

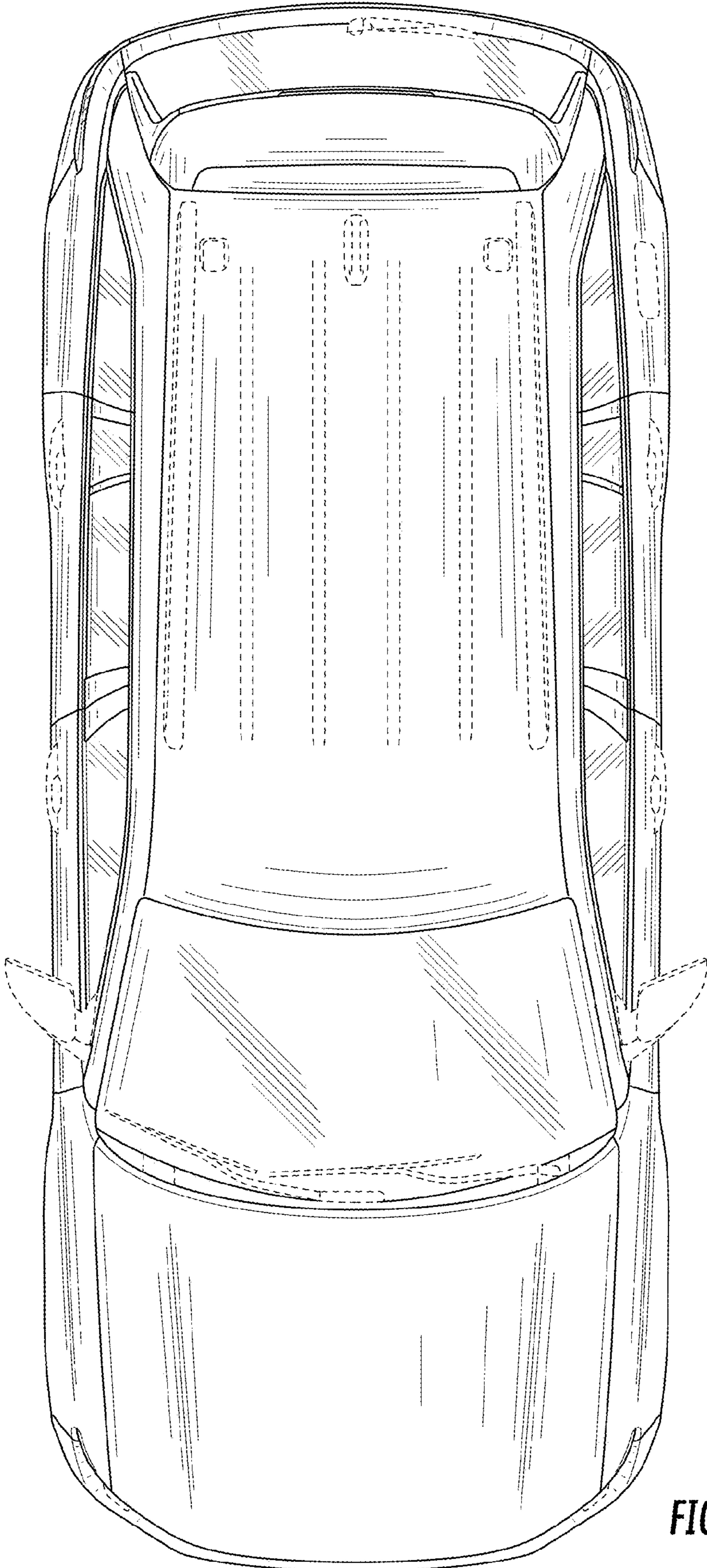


FIG. 7