



US00D954597S

(12) **United States Design Patent** (10) **Patent No.:** **US D954,597 S**  
**Ji** (45) **Date of Patent:** **\*\* Jun. 14, 2022**

(54) **FLOWERPOT TRAY**  
(71) Applicant: **Chuancheng Ji**, Guangdong (CN)  
(72) Inventor: **Chuancheng Ji**, Guangdong (CN)  
(\*\*) Term: **15 Years**  
(21) Appl. No.: **29/796,661**  
(22) Filed: **Jun. 25, 2021**  
(51) **LOC (13) Cl.** ..... **11-02**  
(52) **U.S. Cl.**  
USPC ..... **D11/164; D7/624.1**  
(58) **Field of Classification Search**  
USPC ..... D11/164, 152, 143; D7/388, 409, 624.1;  
D6/403  
CPC ..... A01G 9/04; A47G 23/03; A47G 23/0216;  
A47G 19/2283; A47G 7/047; A47G  
7/041; A47G 7/02  
See application file for complete search history.

D492,159 S \* 6/2004 Carlson ..... D7/584  
D528,039 S \* 9/2006 Sellers ..... D11/164  
D546,128 S \* 7/2007 Carlson ..... D7/554.2  
D730,126 S \* 5/2015 Wall ..... D7/624.1  
D793,816 S \* 8/2017 Alteslaben ..... D7/586  
D829,512 S \* 10/2018 Masanek, Jr. .... D7/624.1  
D853,886 S \* 7/2019 Galonska ..... D11/155  
10,368,672 B2 \* 8/2019 Masanek, Jr. .... B29C 45/0001  
D869,328 S \* 12/2019 Nelson ..... D11/152  
D912,572 S \* 3/2021 Luk ..... D11/164  
2005/0050798 A1 \* 3/2005 Eakin ..... A01G 9/04  
47/71  
2006/0277825 A1 \* 12/2006 Sanders ..... A01G 9/04  
47/71

**FOREIGN PATENT DOCUMENTS**

CN 306610913 \* 6/2021  
CN 307210821 \* 3/2022  
JP D1508081 \* 8/2014

\* cited by examiner

*Primary Examiner* — W. A. Teddy Falloway  
(74) *Attorney, Agent, or Firm* — ScienBiziP, P.C.

(56) **References Cited**  
U.S. PATENT DOCUMENTS

D120,409 S \* 5/1940 Myers ..... 131/240.1  
2,206,694 A \* 7/1940 Greene ..... A01G 9/04  
248/346.11  
2,893,163 A \* 7/1959 Hazel, Jr. .... A47G 23/03  
248/346.11  
3,018,913 A \* 1/1962 Lund ..... A47G 23/03  
215/393  
3,037,660 A \* 6/1962 Roehrig ..... A47G 19/2283  
D7/584  
D254,127 S 2/1980 Sgroi  
D278,113 S \* 3/1985 Prophet, Jr. .... D7/553.6  
D283,496 S \* 4/1986 Pisarkiewicz ..... D11/164  
D361,308 S \* 8/1995 Loran ..... D11/164  
D366,855 S 2/1996 Deelen  
D441,441 S \* 5/2001 Upson ..... D23/366  
D474,373 S \* 5/2003 Carlson ..... D7/584  
D483,621 S \* 12/2003 Snell ..... D7/624.1

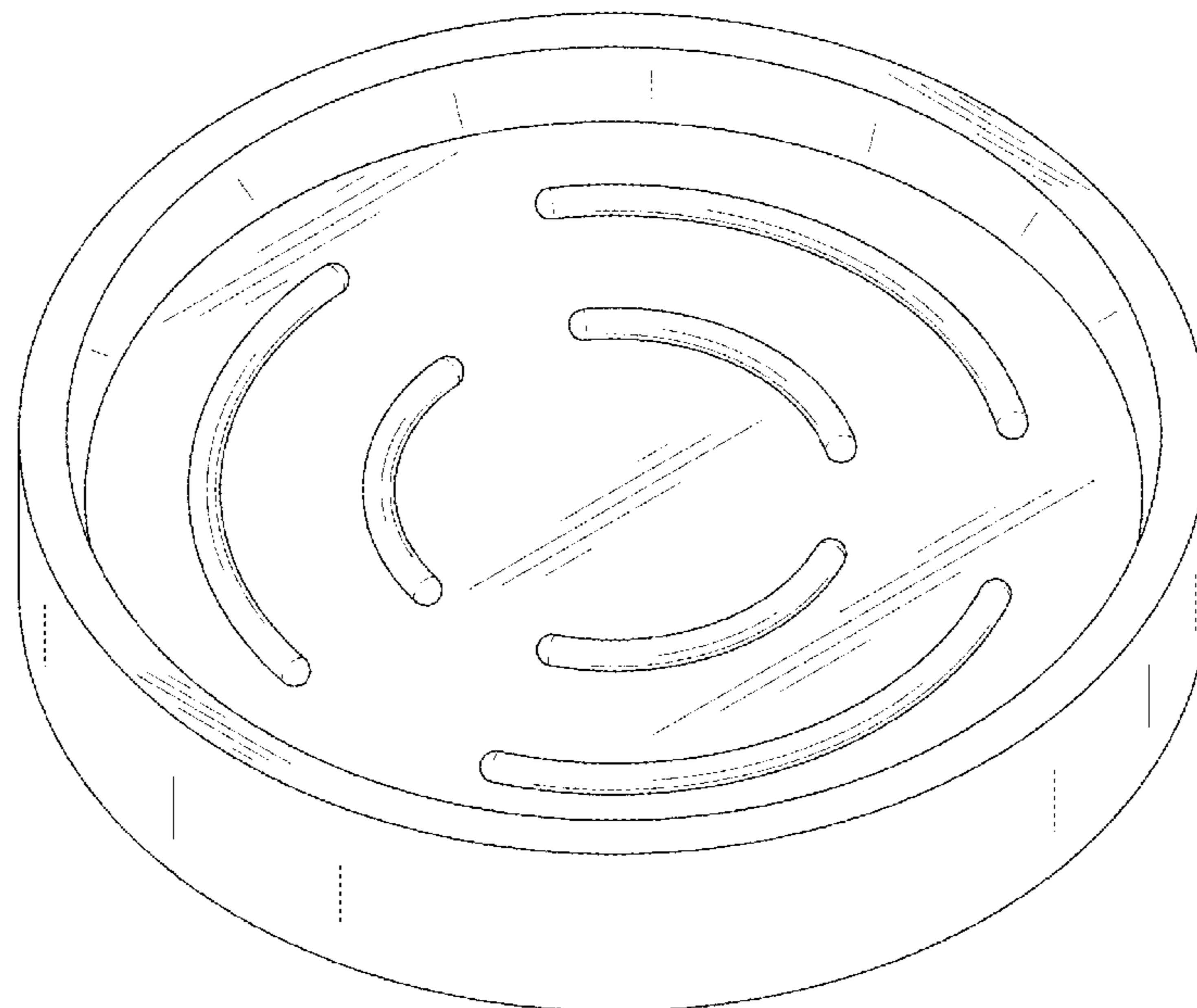
(57) **CLAIM**

The ornamental design for a flowerpot tray, as shown and described.

**DESCRIPTION**

FIG. 1 is a front, right, and top perspective view of a flowerpot tray, showing my design.  
FIG. 2 is a rear, left, and bottom perspective view thereof.  
FIG. 3 is a front elevation view thereof.  
FIG. 4 is a rear elevation view thereof.  
FIG. 5 is a left side elevation view thereof.  
FIG. 6 is a right side elevation view thereof.  
FIG. 7 is a top plan view thereof; and,  
FIG. 8 is a bottom plan view thereof.

**1 Claim, 8 Drawing Sheets**



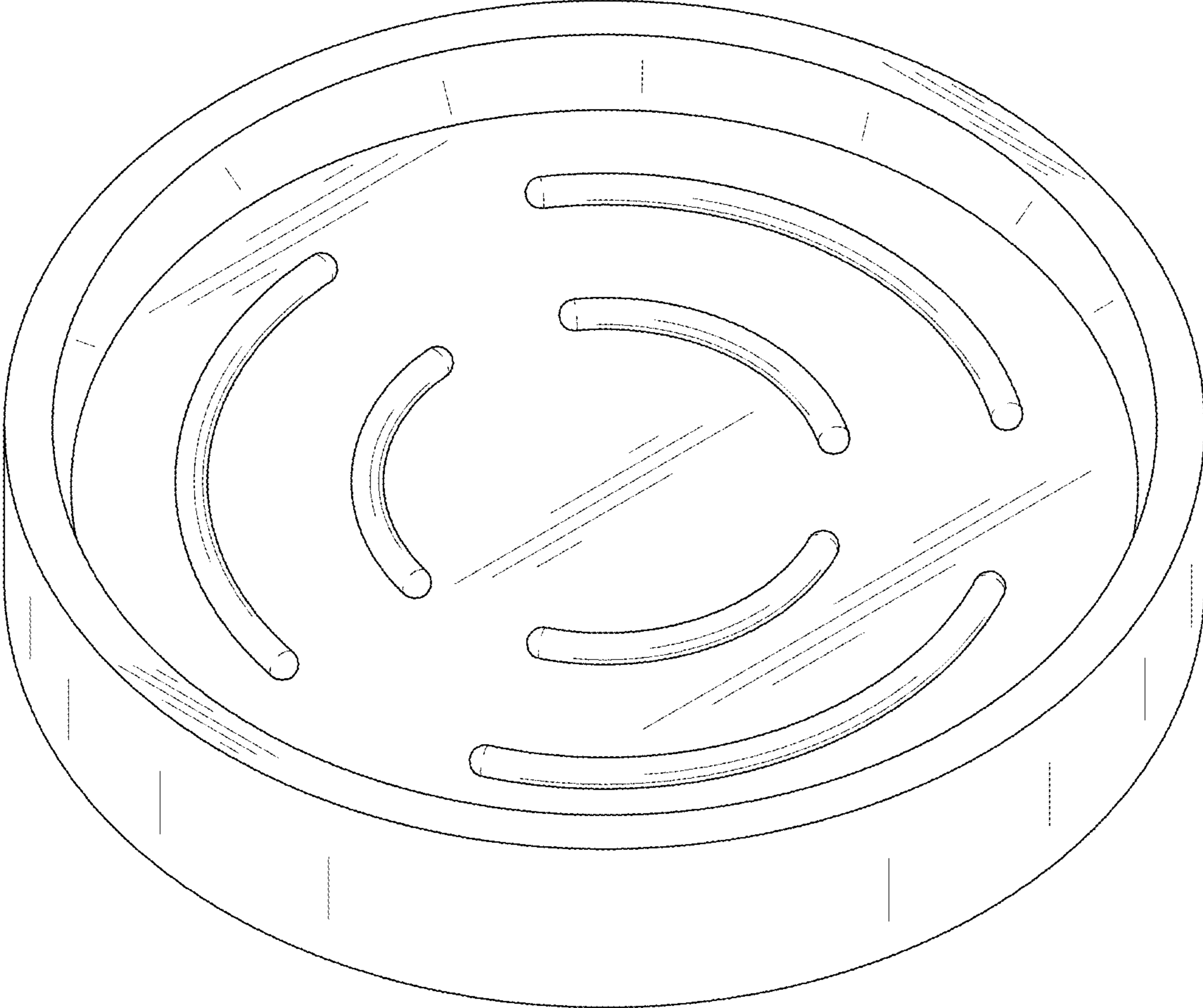


FIG. 1

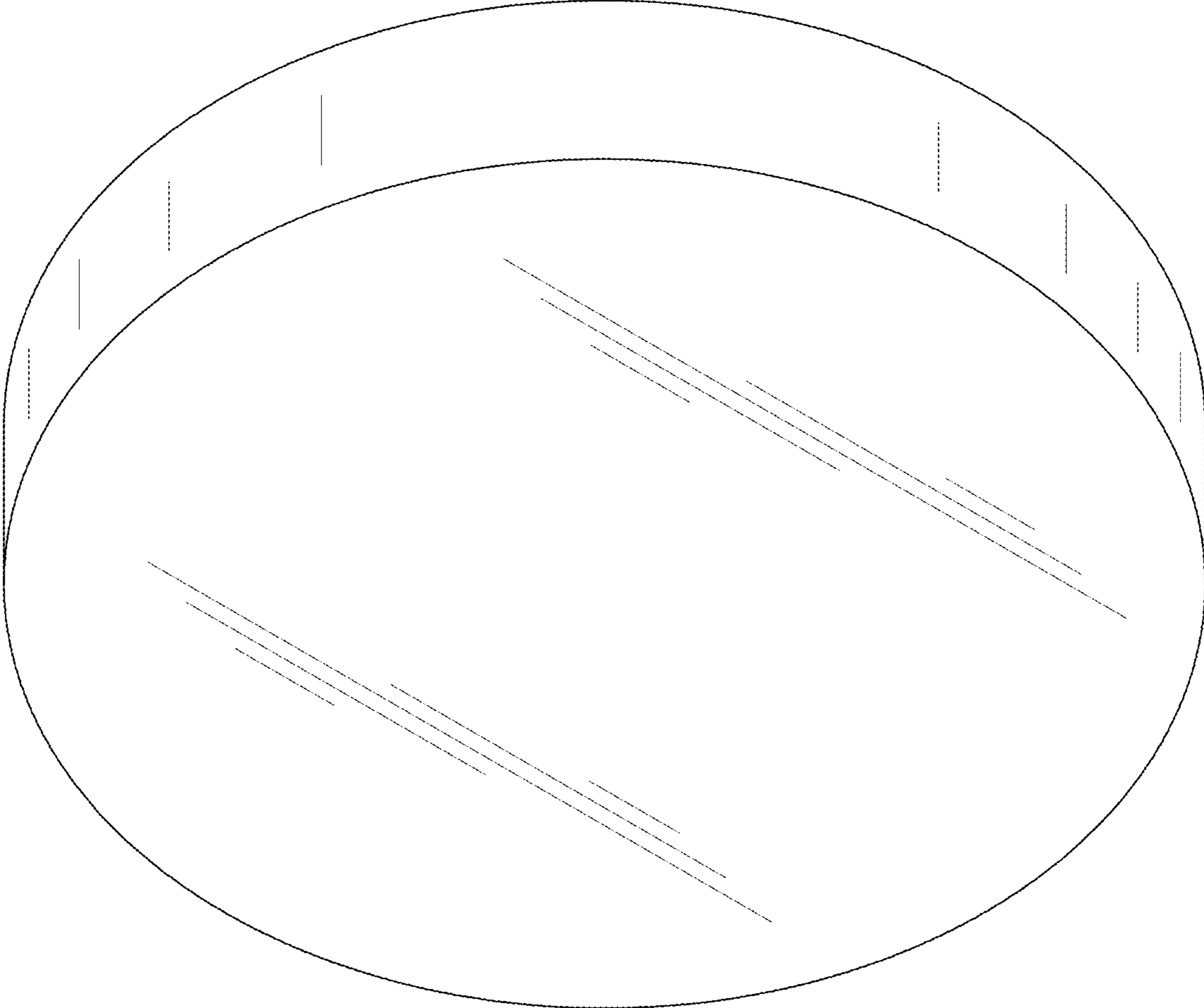


FIG. 2




FIG. 3



FIG. 4




FIG. 5




FIG. 6



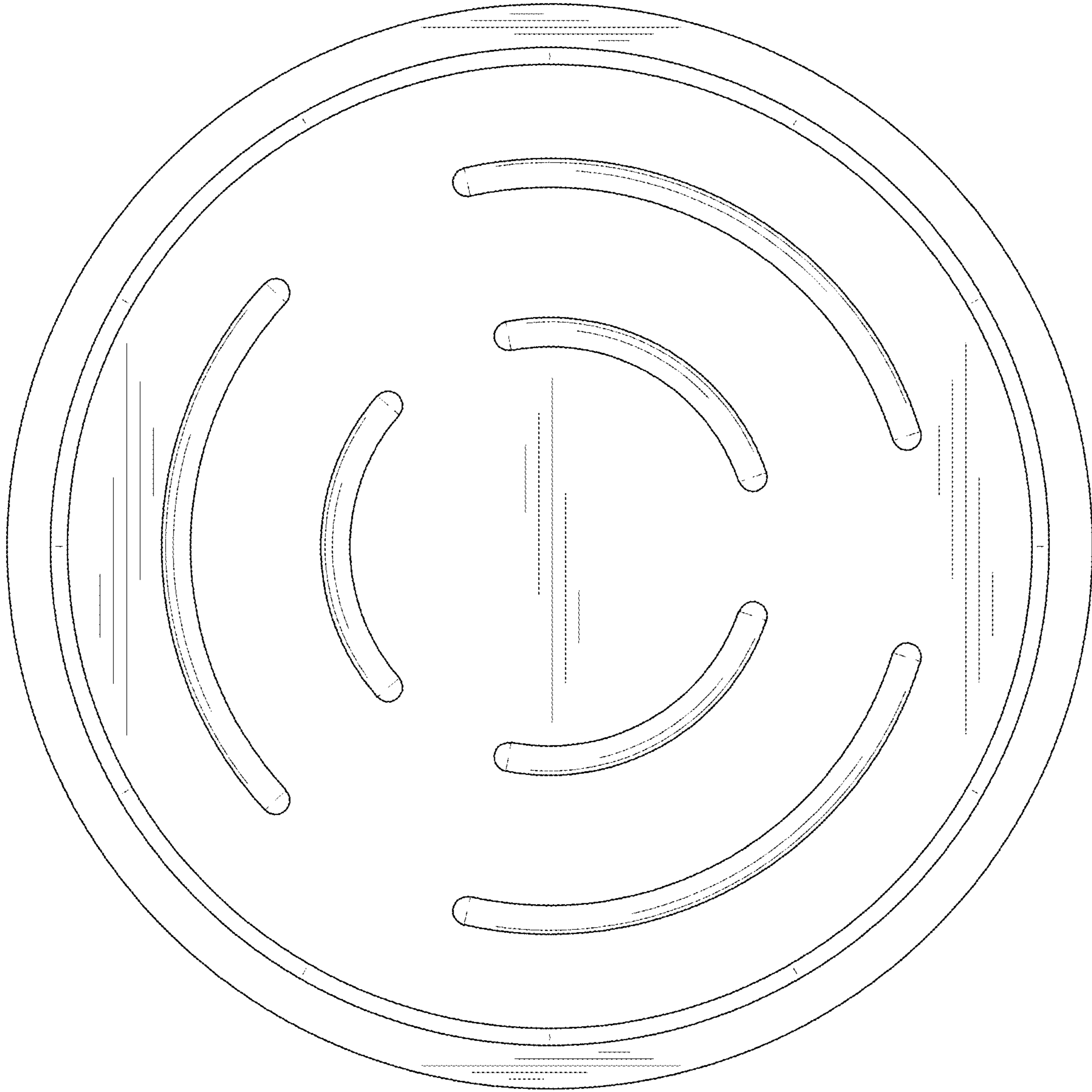


FIG. 7



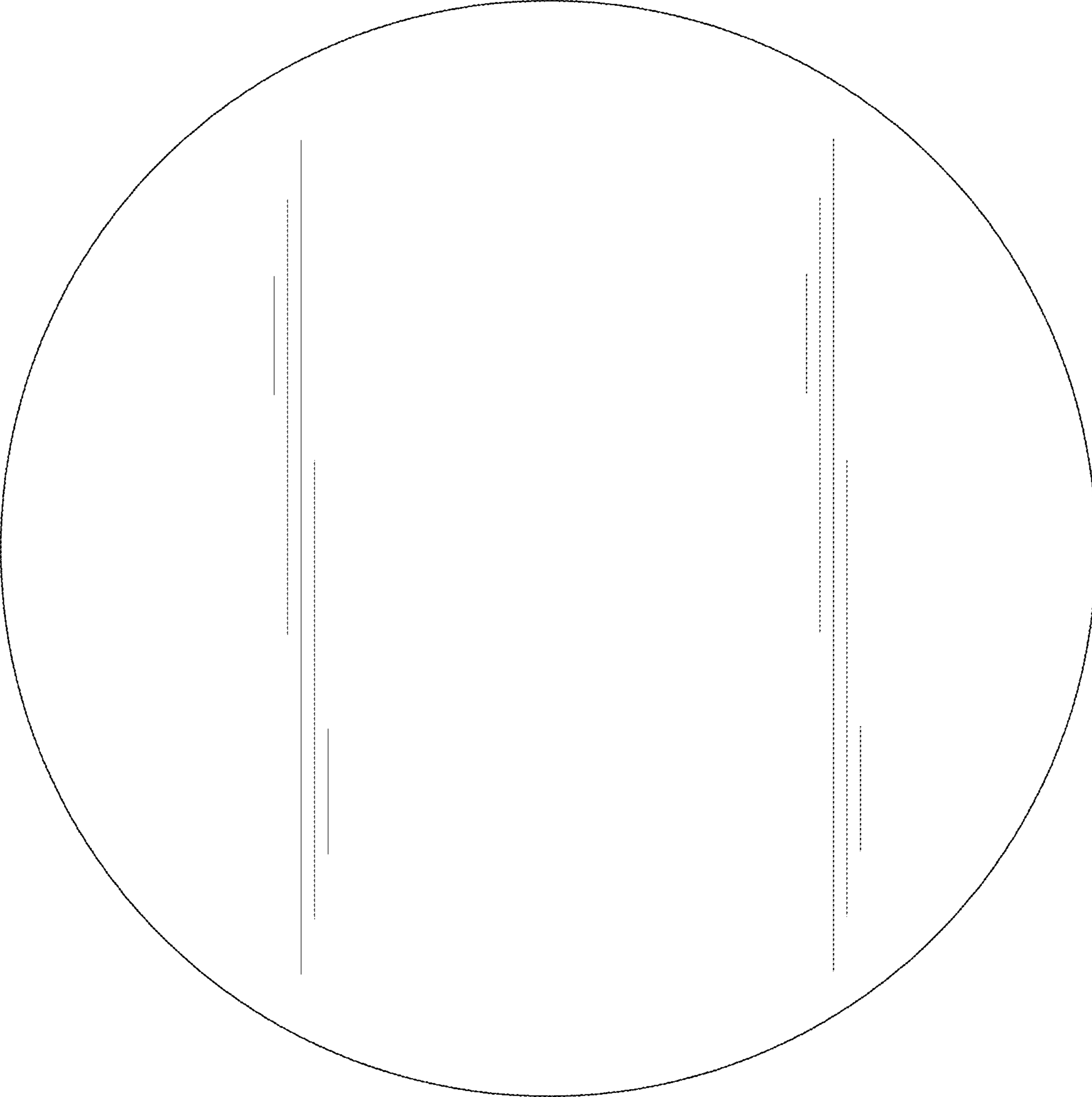


FIG. 8