



US00D954568S

(12) **United States Design Patent**
van Wyk et al.

(10) **Patent No.:** **US D954,568 S**
(45) **Date of Patent:** **** Jun. 14, 2022**

(54) **SENSOR**

(71) Applicant: **WayBeyond Limited**, Auckland (NZ)

(72) Inventors: **Barend Hermanus van Wyk**, Auckland (NZ); **Darryn Leslie Keiller**, Pukekohe (NZ); **Glynn Alexander McCabe**, Auckland (NZ); **Jonathan Andrew Morgan**, Whangaparaoa (NZ); **Lee Robert Dunn**, Auckland (NZ)

(73) Assignee: **WayBeyond Limited**, Auckland (NZ)

(**) Term: **15 Years**

(21) Appl. No.: **29/737,760**

(22) Filed: **Jun. 11, 2020**

(30) **Foreign Application Priority Data**

Dec. 12, 2019 (NZ) 426880

(51) **LOC (13) Cl.** **10-07**

(52) **U.S. Cl.**
USPC **D10/46**

(58) **Field of Classification Search**
USPC D10/46, 49, 52, 53, 55, 56, 59, 60, 70,
D10/96, 101, 103, 104.1, 106.2, 106.3,
D10/106.4, 121; D9/431, 683; D22/123;
D30/124
CPC G01W 1/02; G01W 1/11; G01J 1/0271;
G01J 2001/4266
See application file for complete search history.

(56) **References Cited**

U.S. PATENT DOCUMENTS

D153,846 S * 5/1949 Beckstrom D10/53
D248,735 S * 8/1978 Tally, Jr. D10/109.1
D292,306 S * 10/1987 Rottenberg D22/123
D307,850 S * 5/1990 Aoki D7/624.2

D313,943 S * 1/1991 Brown D10/56
D318,023 S * 7/1991 Ramsey, Jr. D10/47
D323,015 S * 1/1992 Brookshire D22/123
D461,402 S * 8/2002 Soehnlén D9/683
D620,806 S * 8/2010 Ferguson D9/683
D636,280 S * 4/2011 Fischer D10/56
D688,573 S * 8/2013 Behrmann D10/56
D695,607 S * 12/2013 Karvalis D9/431
D829,574 S * 10/2018 Mane D10/56
D833,296 S * 11/2018 Wright D9/683
D849,566 S * 5/2019 Klintworth D10/46
D849,567 S * 5/2019 Klintworth D10/46
D862,257 S * 10/2019 Wang D10/70
D869,297 S * 12/2019 Mane D10/56
D898,301 S * 10/2020 Peng D30/124
D919,039 S * 5/2021 Luo D22/123
D931,973 S * 9/2021 Lu D22/123
D932,584 S * 10/2021 He D22/123
2006/0180614 A1 * 8/2006 Barron B65D 1/0292
222/210

(Continued)

Primary Examiner — George D. Kirschbaum

Assistant Examiner — Lillian Windham

(74) *Attorney, Agent, or Firm* — Wenderoth, Lind & Ponack, L.L.P.

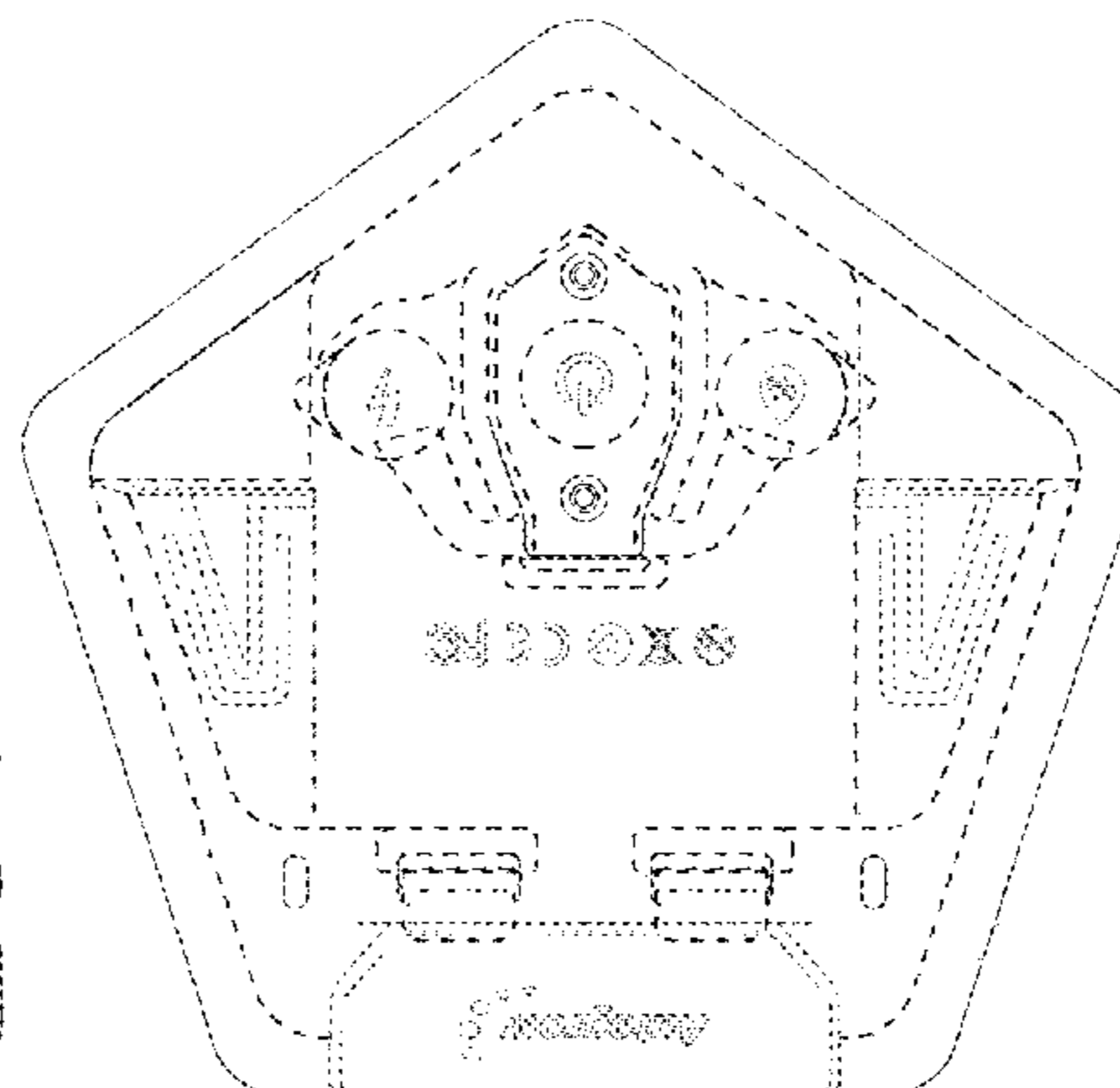
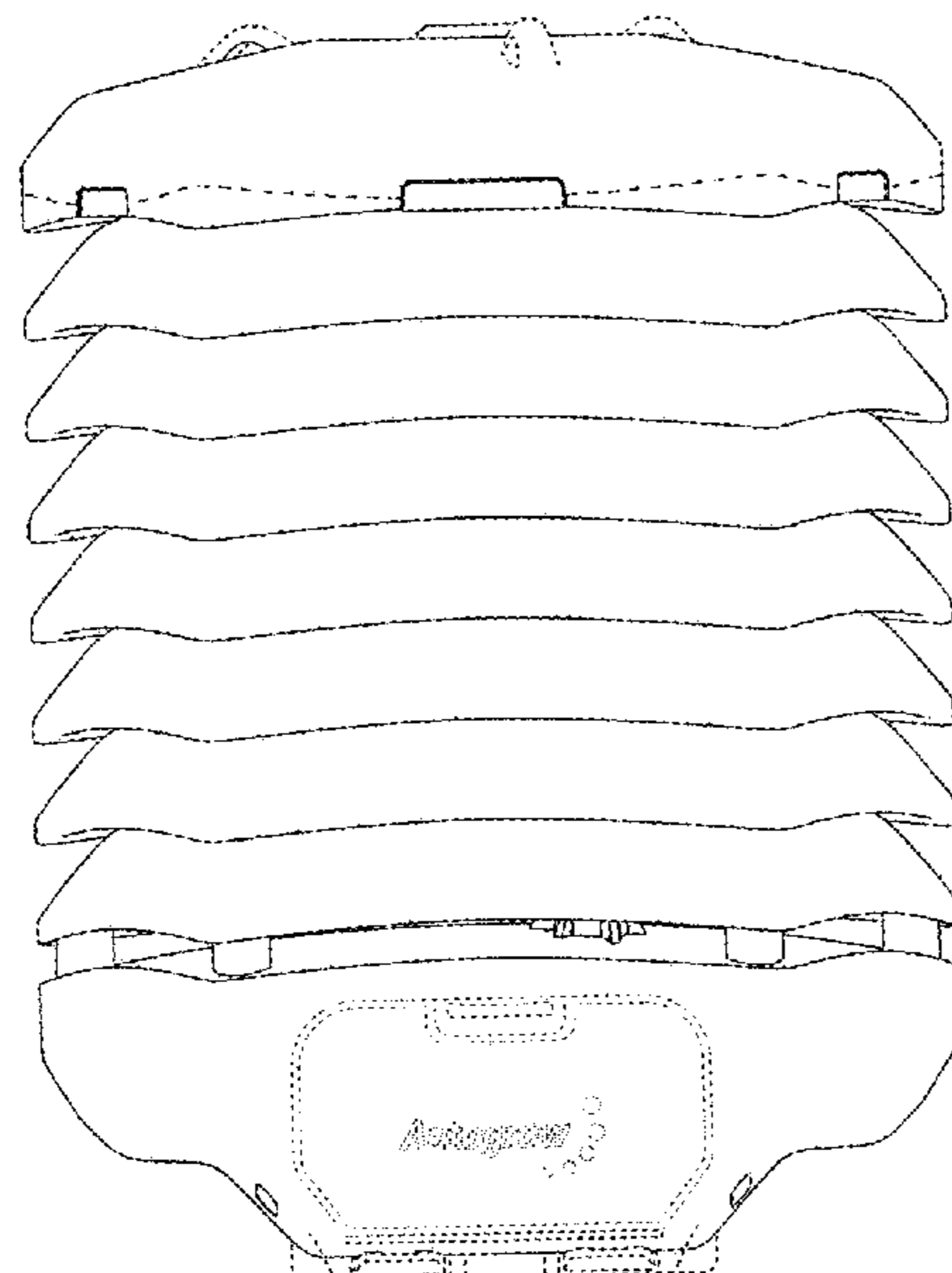
(57) **CLAIM**

The ornamental design for a sensor, as described and shown herein.

DESCRIPTION

FIG. 1 is a front elevation view of a sensor, showing our new design;
FIG. 2 is a left side elevation view thereof;
FIG. 3 is a rear elevation view thereof;
FIG. 4 is a right side elevation view thereof;
FIG. 5 is a bottom plan view thereof; and,
FIG. 6 is a top plan view thereof.
The broken lines in the drawings illustrate portions a sensor that form no part of the claimed design.

1 Claim, 6 Drawing Sheets



(56)

References Cited

U.S. PATENT DOCUMENTS

2019/0056528 A1* 2/2019 Baek G01J 5/02
2021/0072072 A1* 3/2021 Hazan G01J 1/429

* cited by examiner

FIG. 1

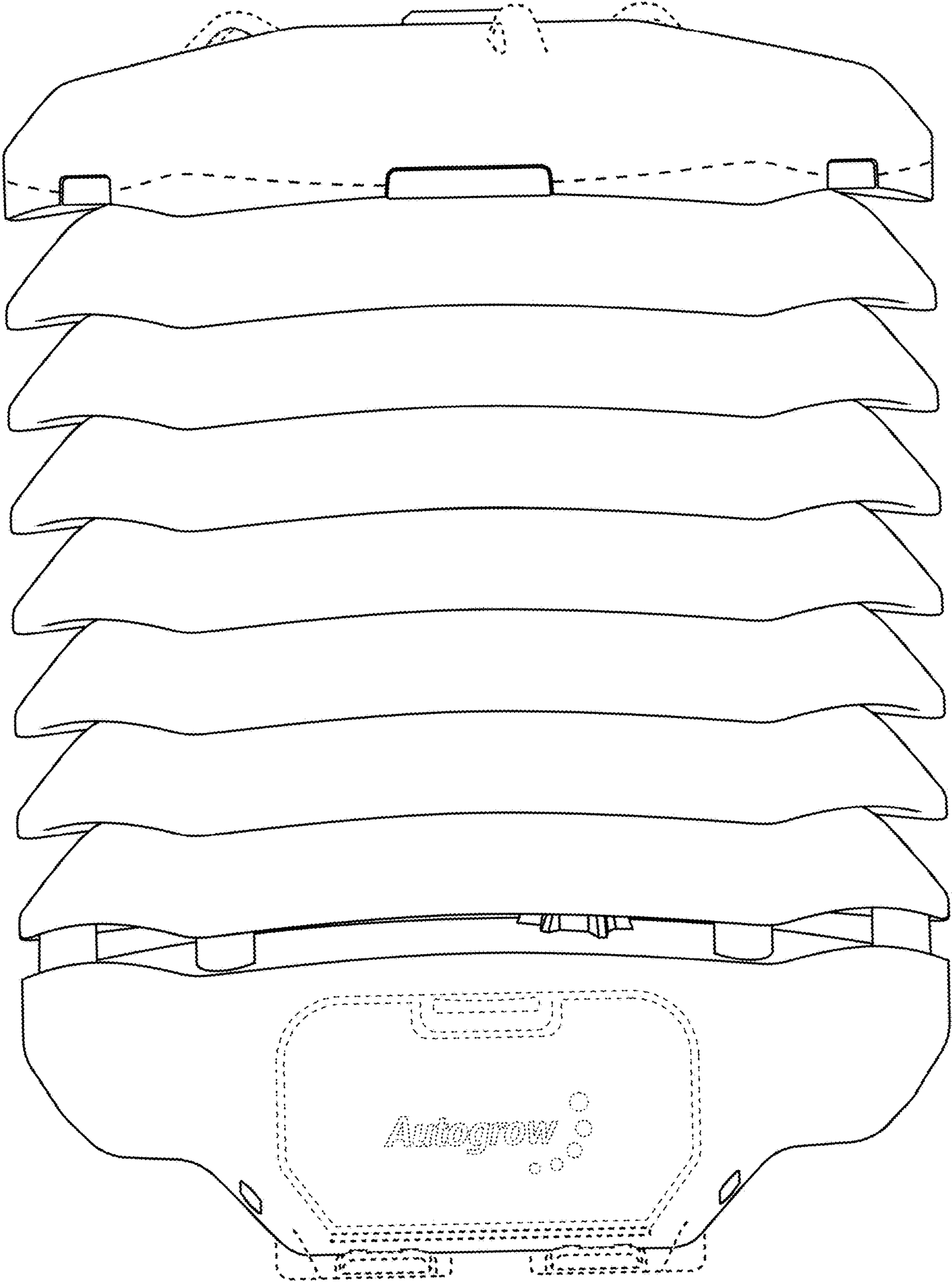


FIG. 2

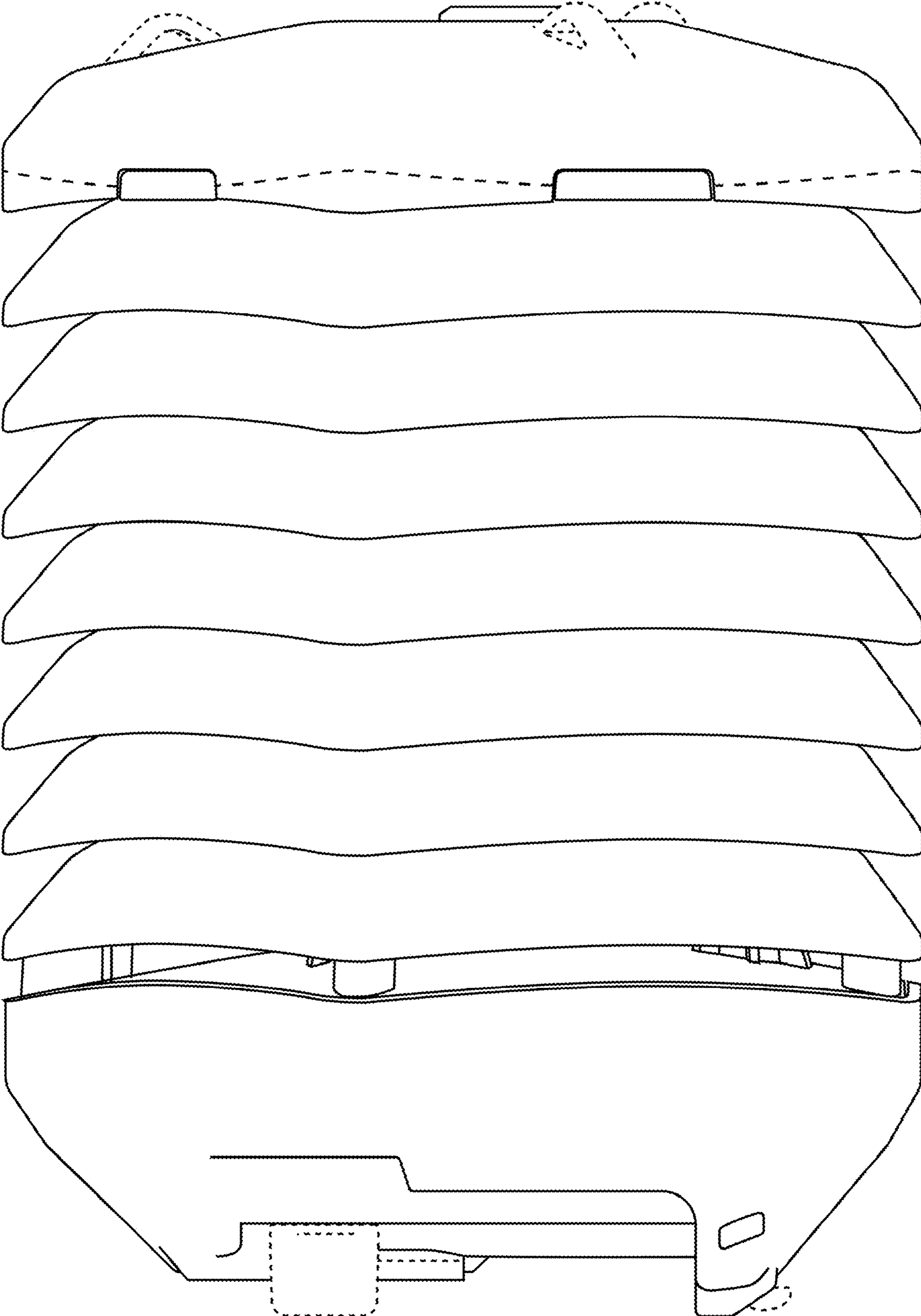


FIG. 3

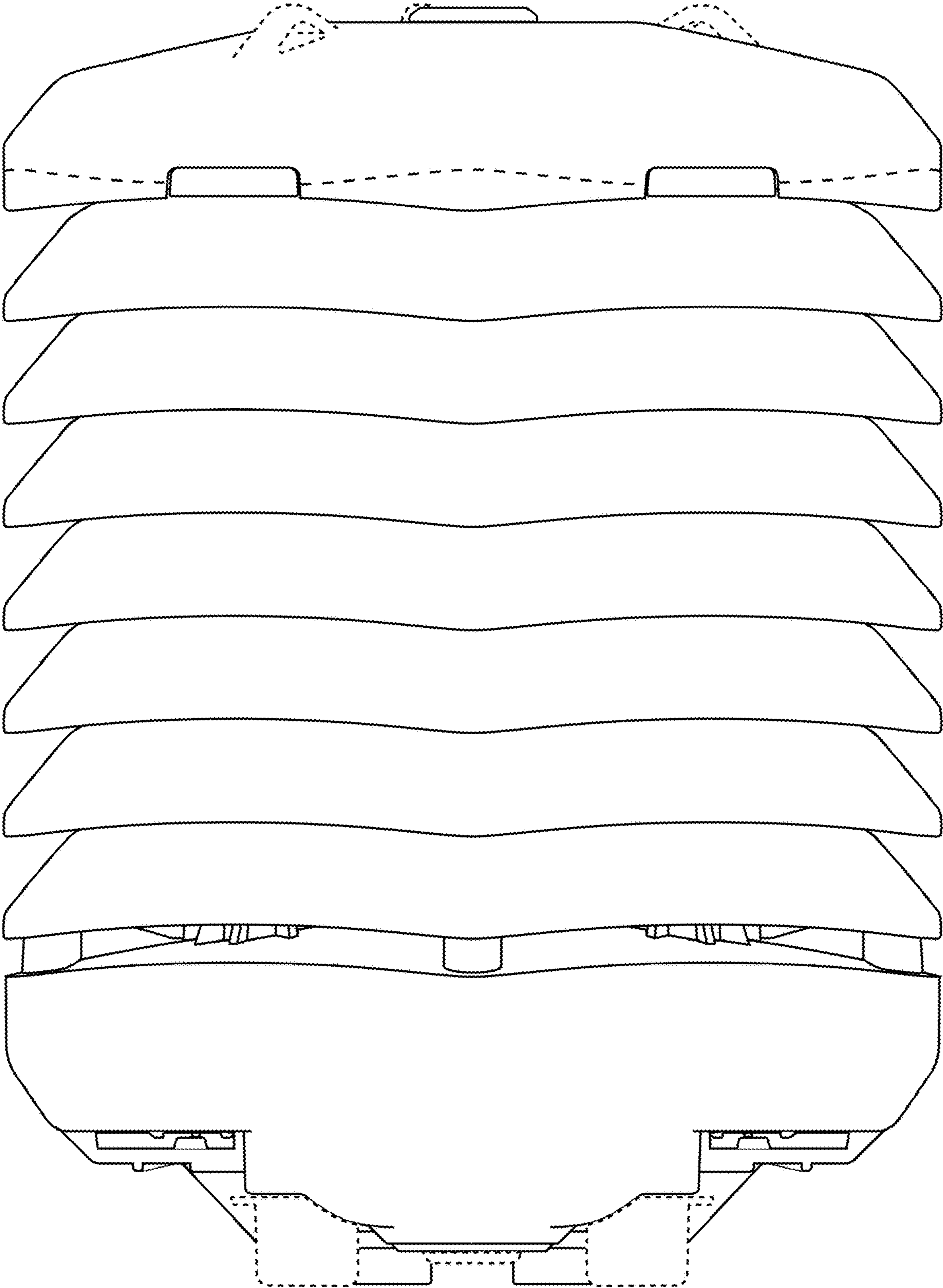


FIG. 4

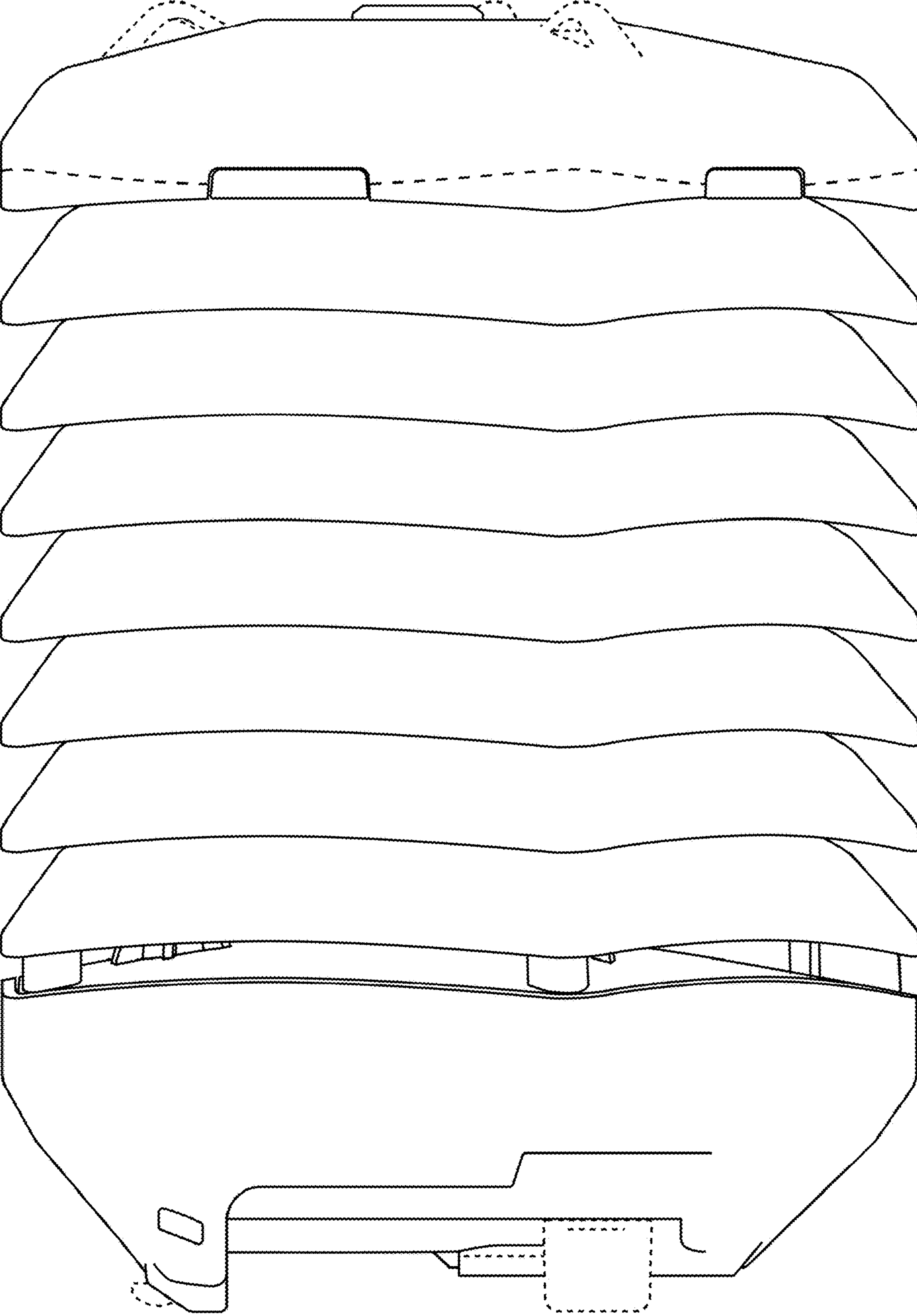


FIG. 5

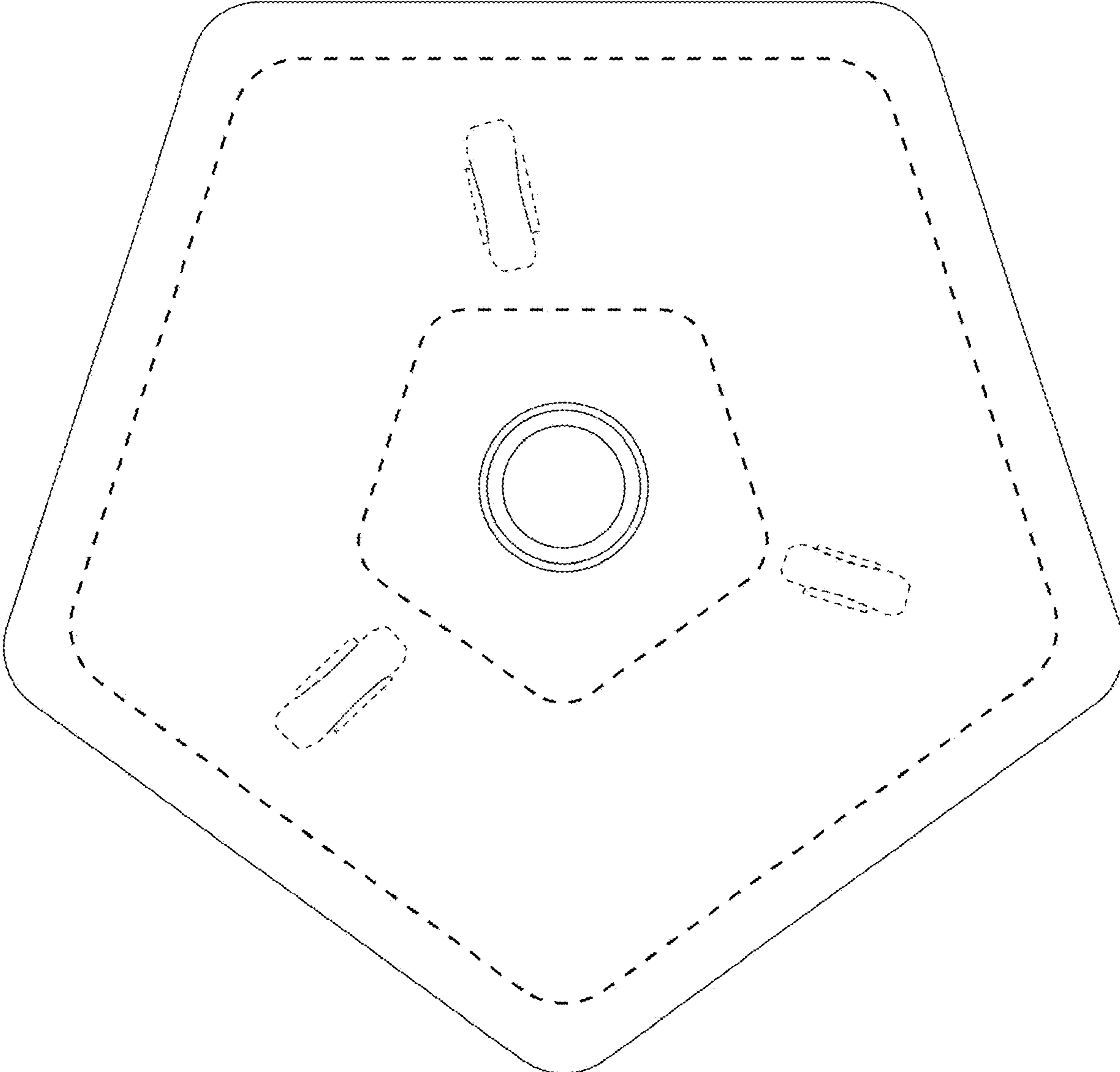


FIG. 6

