



US00D954563S

(12) **United States Design Patent**  
**Upchurch et al.**

(10) **Patent No.:** **US D954,563 S**  
(45) **Date of Patent:** **\*\* Jun. 14, 2022**

- (54) **SLEEVE CONTAINER**
- (71) Applicant: **AbbVie Inc.**, North Chicago, IL (US)
- (72) Inventors: **Guy C. Upchurch**, Chicago, IL (US);  
**James J. Hughes**, Libertyville, IL (US);  
**Jovo Dragicovic**, Gurnee, IL (US)
- (73) Assignee: **ABBVIE INC.**, North Chicago, IL (US)
- (\*\*) Term: **15 Years**
- (21) Appl. No.: **29/712,351**
- (22) Filed: **Nov. 7, 2019**
- (51) **LOC (13) Cl.** ..... **09-05**
- (52) **U.S. Cl.**  
USPC ..... **D9/711**
- (58) **Field of Classification Search**  
USPC ..... D9/414–420, 421–433, 434, 442, 445,  
D9/456, 542, 563, 600, 614–624, 707,  
D9/708, 711, 754, 759, 715; D3/273,  
D3/276, 304, 309–313, 277, 280, 282,  
D3/283; D7/601, 602, 709  
CPC ..... B65D 5/00; B65D 5/001; B65D 5/0027;  
B65D 5/0254; B65D 5/18; B65D 5/38;  
B65D 5/40; B65D 5/2033; B65D  
5/48024; B65D 5/6605; B65D 1/22;  
B65D 1/24; B65D 1/34; B65D 5/02;  
B65B 5/06  
See application file for complete search history.

- D639,679 S \* 6/2011 Kissner ..... D9/739
- D642,934 S \* 8/2011 Ly ..... D9/711
- 8,727,117 B2 5/2014 Maasarani
- D787,312 S \* 5/2017 Peers ..... D9/415
- D826,706 S \* 8/2018 Moskovich ..... D9/415
- 2020/0255181 A1\* 8/2020 Sherman ..... B65D 75/14

\* cited by examiner

*Primary Examiner* — Susan Bennett Hattan  
*Assistant Examiner* — Omeed Agilee  
(74) *Attorney, Agent, or Firm* — Armstrong Teasdale LLP

(57) **CLAIM**

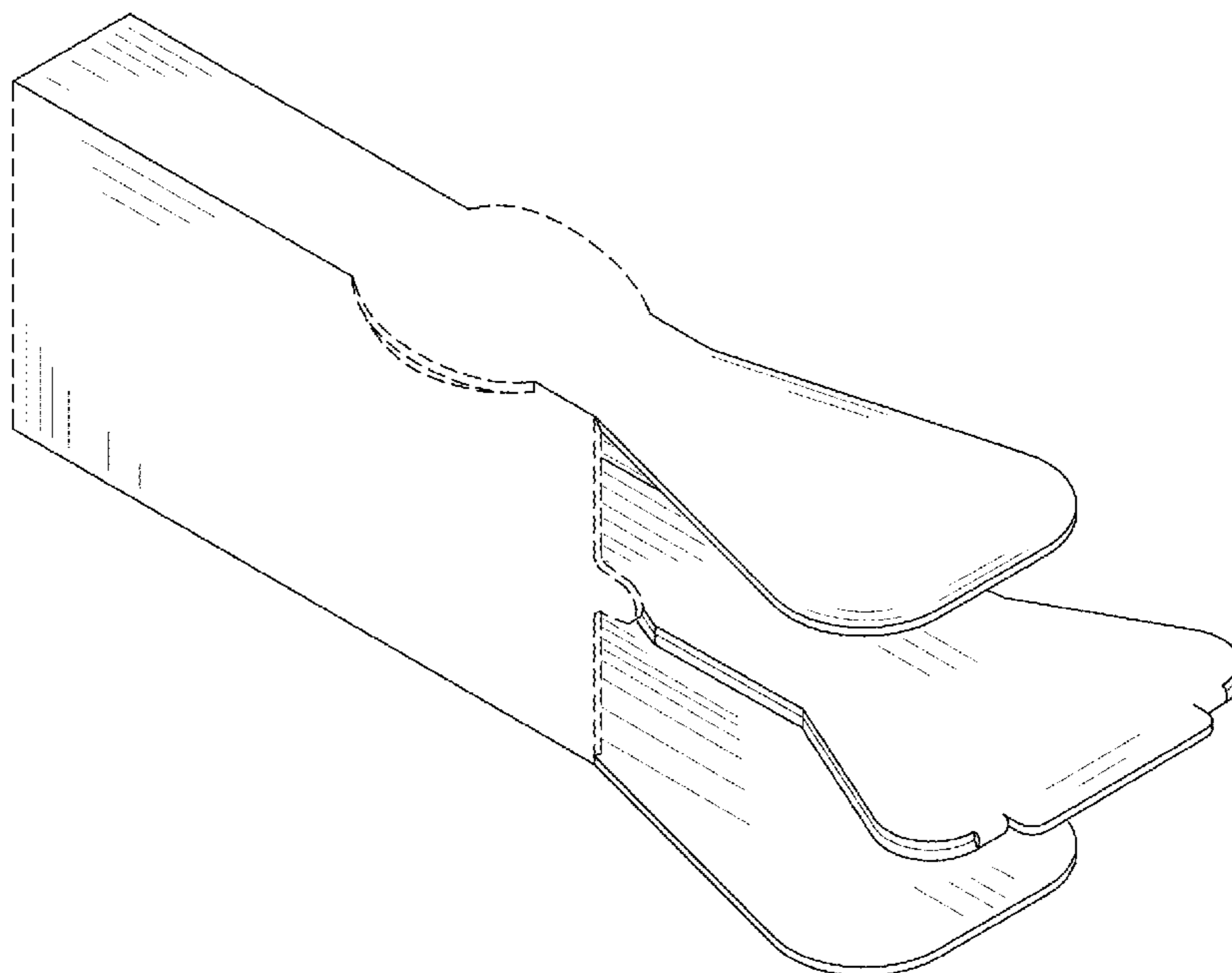
We claim the ornamental design for a sleeve container, as substantially shown and described.

**DESCRIPTION**

FIG. 1 is a front side perspective view of a sleeve container. FIG. 2 is a rear side perspective view of the sleeve container shown in FIG. 1. FIG. 3 is a front view of the sleeve container shown in FIG. 1. FIG. 4 is a left side view of the sleeve container shown in FIG. 1. FIG. 5 is a right side view of the sleeve container shown in FIG. 1. FIG. 6 is a rear view of the sleeve container shown in FIG. 1. FIG. 7 is a top view of the sleeve container shown in FIG. 1; and, FIG. 8 is a bottom view of the sleeve container shown in FIG. 1. The broken lines in the drawings depict portions of the sleeve container that form no part of the claimed design. The dotted lines in FIG. 8 depict the boundaries of the claim and form no part thereof.

**1 Claim, 7 Drawing Sheets**

- (56) **References Cited**  
U.S. PATENT DOCUMENTS  
D302,948 S \* 8/1989 Blum ..... D9/715  
5,566,828 A 10/1996 Claes et al.  
7,850,646 B2 12/2010 Segal et al.  
D632,560 S \* 2/2011 Caldwell ..... D9/425



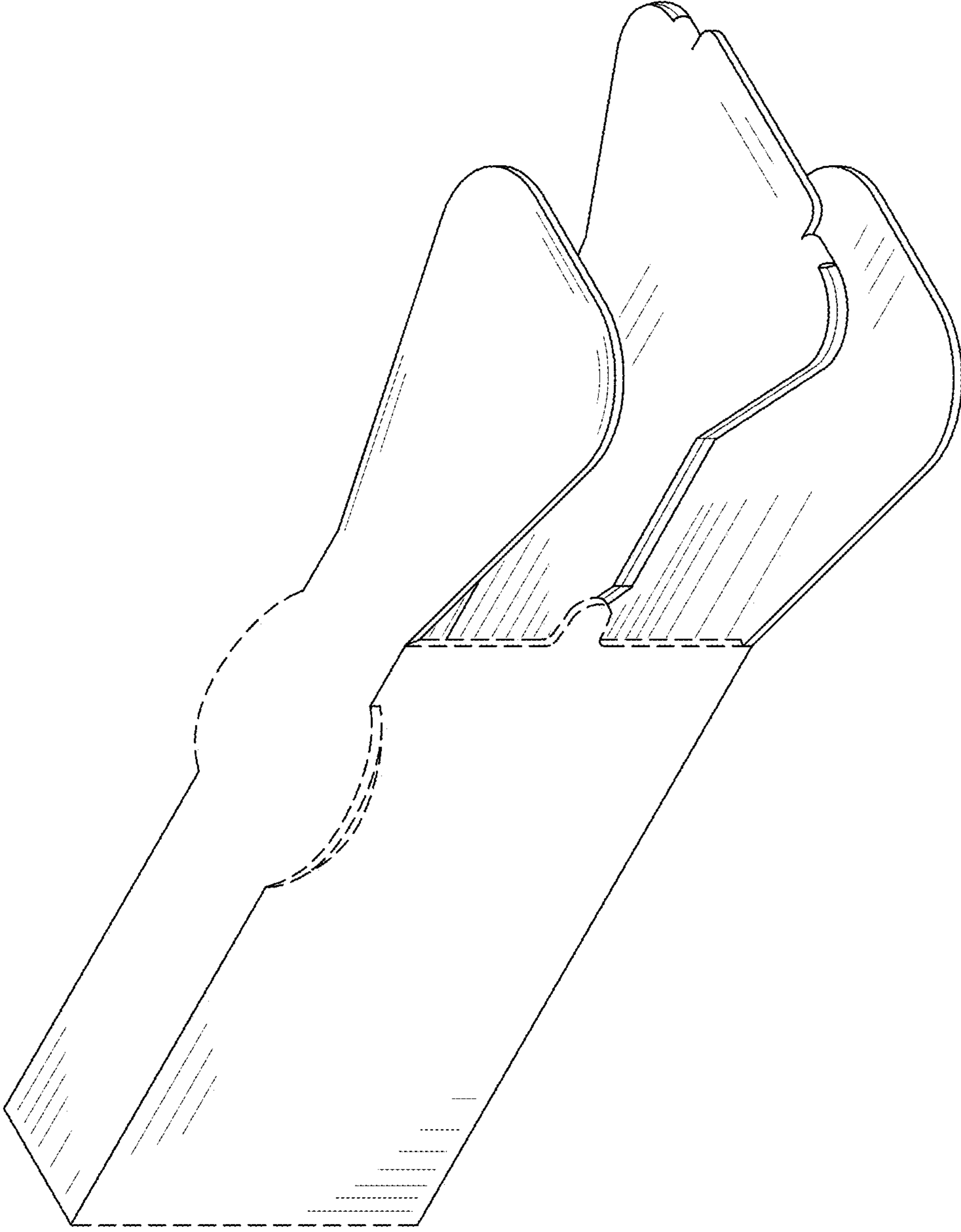


FIG. 1

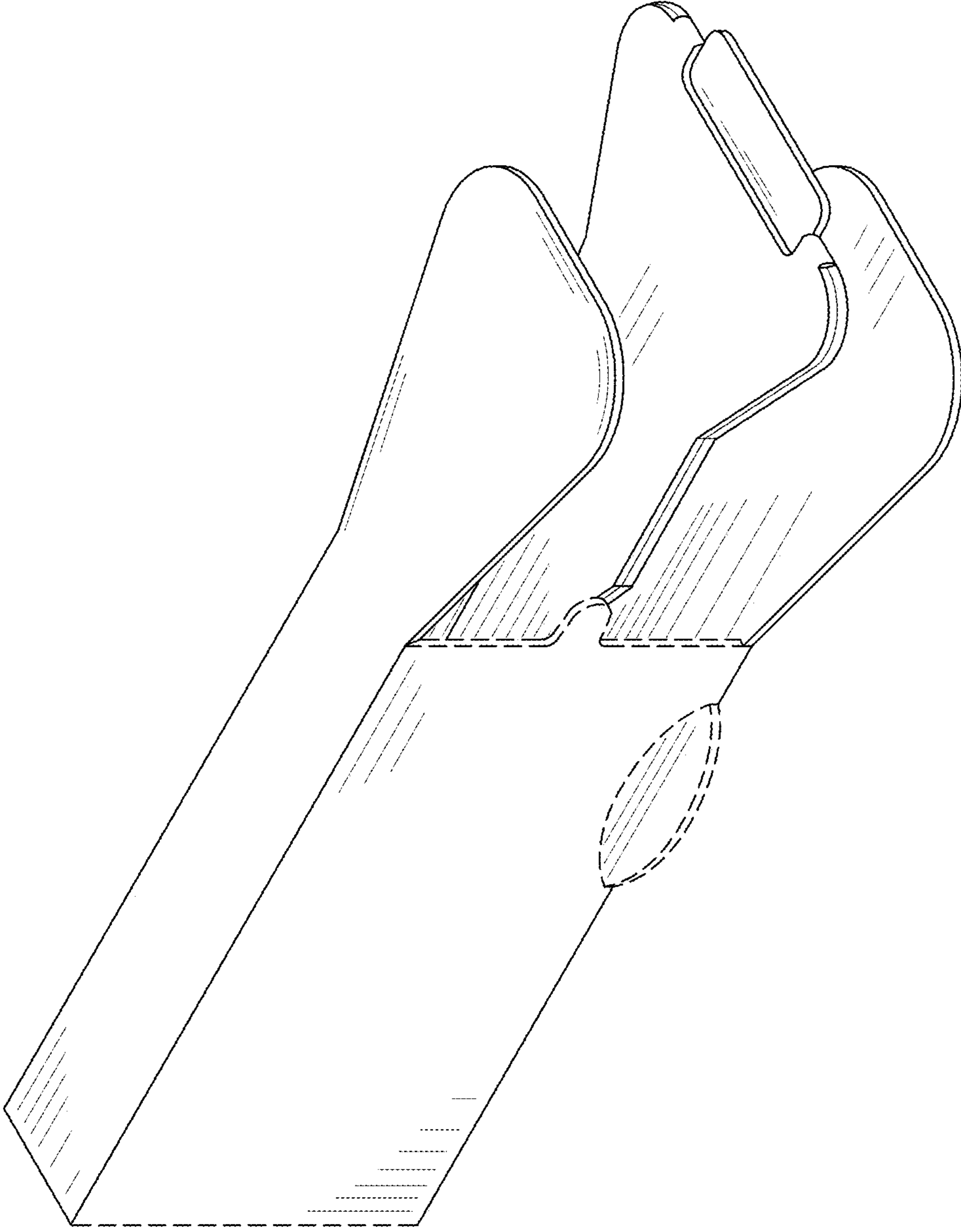


FIG. 2

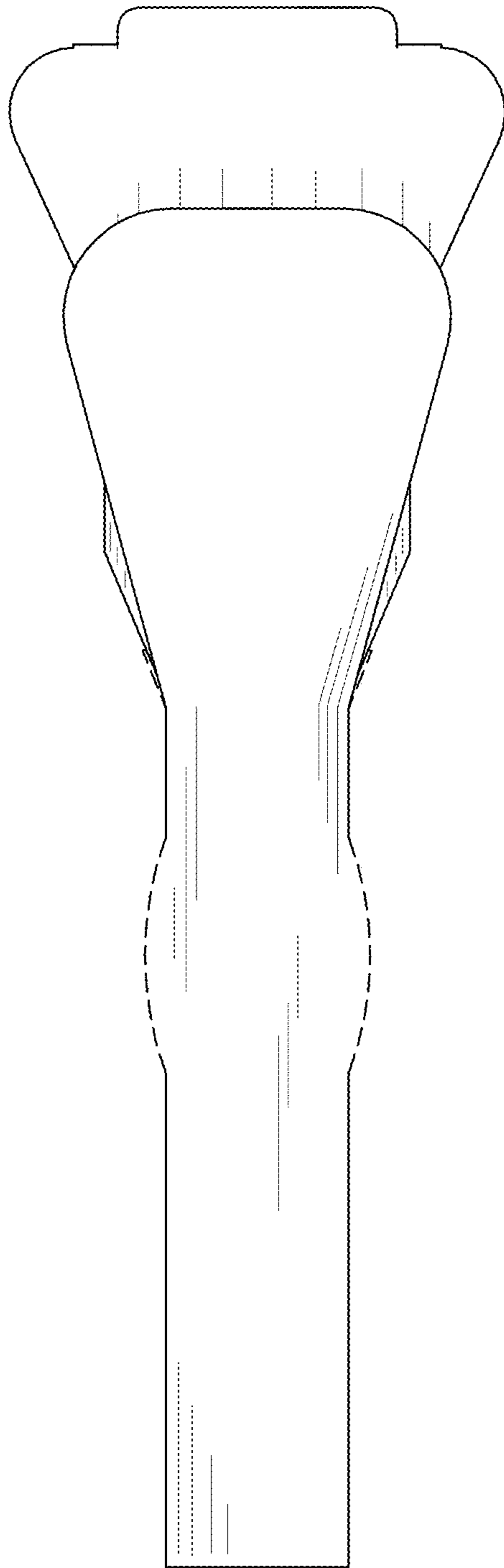


FIG. 3

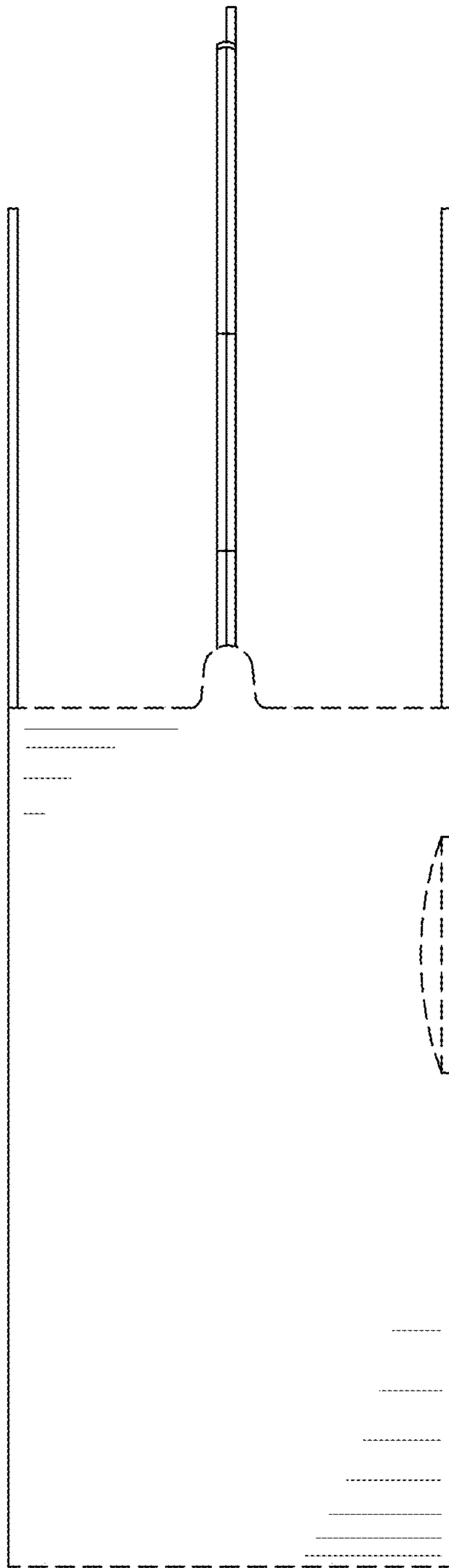


FIG. 4

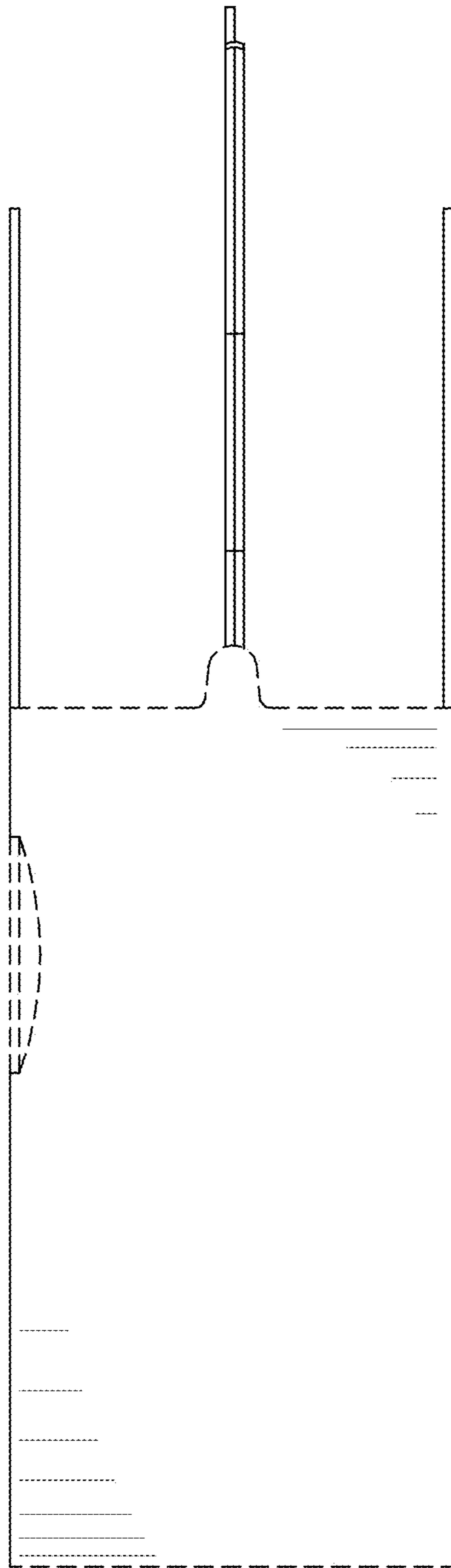


FIG. 5

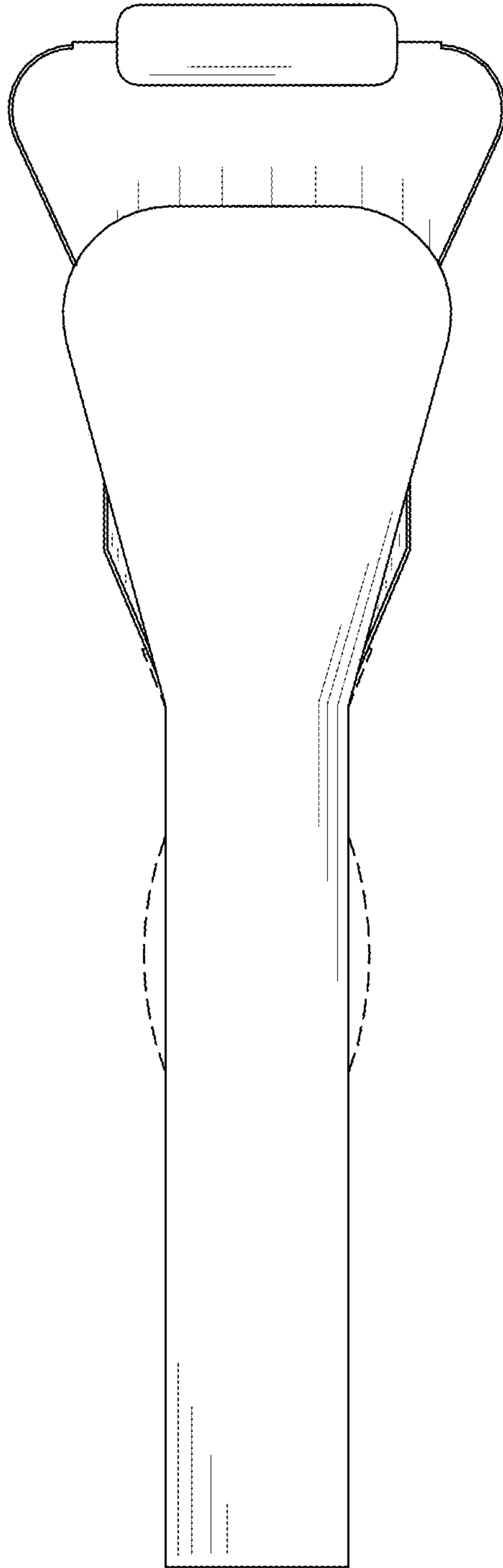


FIG. 6

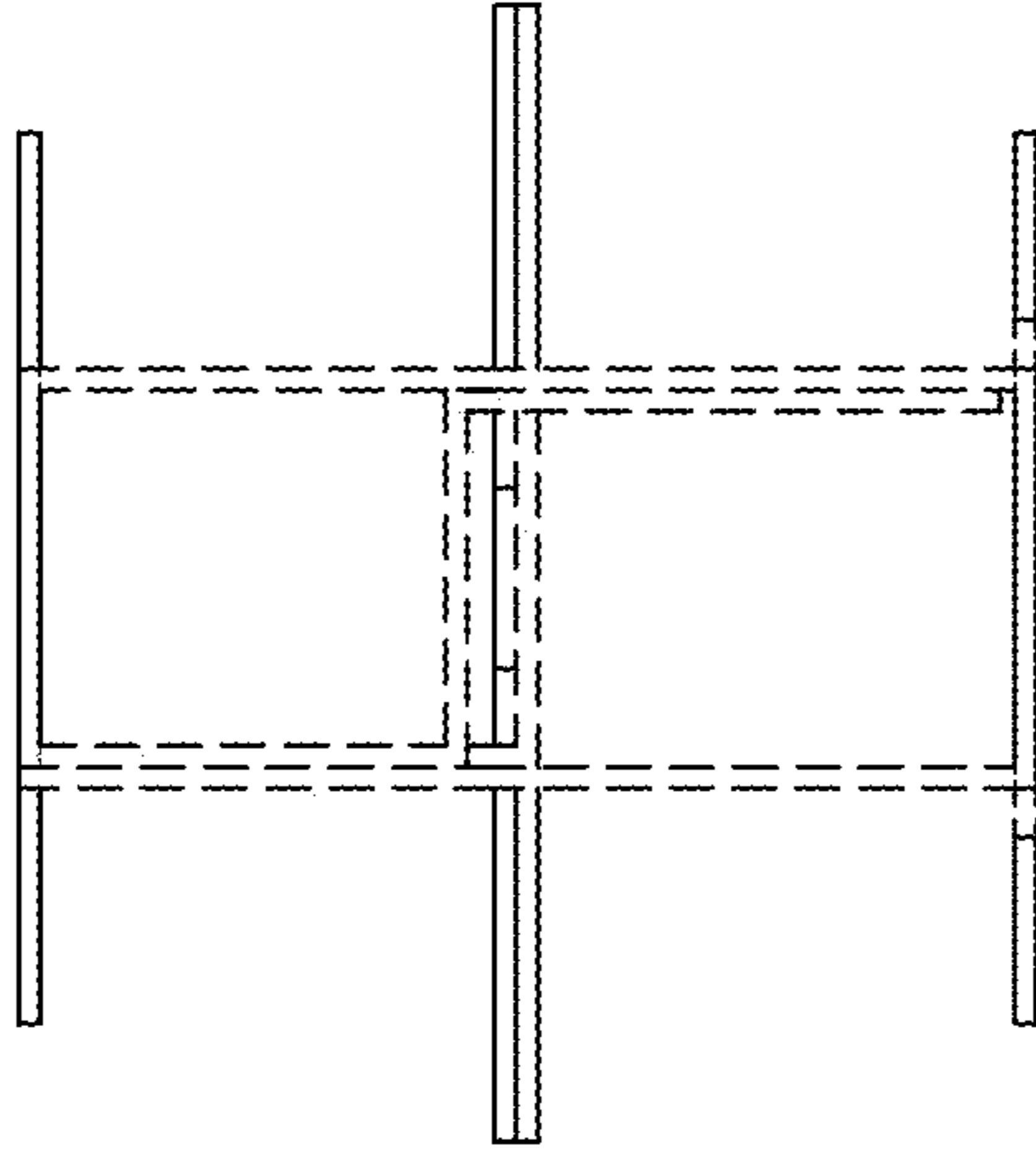


FIG. 8

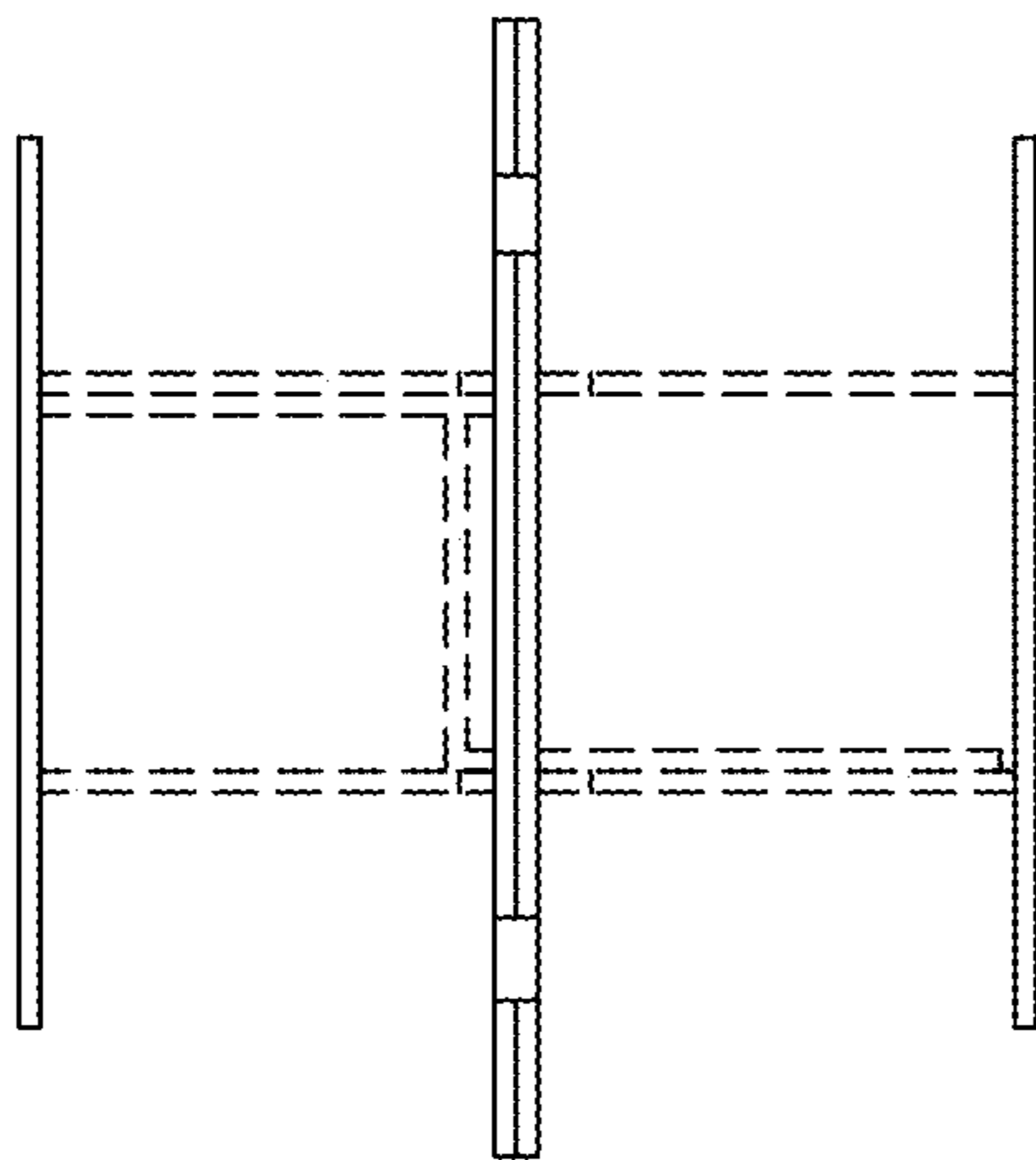


FIG. 7