



US00D954562S

(12) **United States Design Patent**  
**Merritt**

(10) **Patent No.:** **US D954,562 S**  
(45) **Date of Patent:** **\*\* Jun. 14, 2022**

(54) **CONDIMENT POUCH**

(71) Applicant: **Alyse Nicole Merritt**, Lutz, FL (US)

(72) Inventor: **Alyse Nicole Merritt**, Lutz, FL (US)

(\*\*) Term: **15 Years**

(21) Appl. No.: **29/733,683**

(22) Filed: **May 5, 2020**

**Related U.S. Application Data**

(63) Continuation-in-part of application No. 29/633,862, filed on Jan. 16, 2018, now abandoned, and a continuation-in-part of application No. 15/828,370, filed on Nov. 30, 2017, now Pat. No. 10,759,579, and a continuation-in-part of application No. 29/721,418, filed on Jan. 21, 2020.

(51) **LOC (13) Cl.** ..... **09-05**

(52) **U.S. Cl.**  
USPC ..... **D9/707**

(58) **Field of Classification Search**

USPC ..... D9/702-714, 761, 731, 414, 416, 418, D9/430-432, 438, 520-521, 695-699, D9/522; D7/302, 312, 602, 665, 669; 206/530, 484, 466; 222/92, 105, 215, 222/145.1, 95, 183, 107, 102, 153.13, 82, 222/383.1, 385; 383/9, 22, 59-60, 901, 383/207, 209, 108, 105, 120; D24/118, D24/207, 108, 104, 115, 117; 128/114.1, 128/DIG. 24; 220/660, 662, 495.01, 220/495.03; 141/331, 333, 334; 426/106, 115; D28/5, 7, 8.1; 425/190, 425/191, 461  
CPC ..... B65D 1/00; B65D 1/02; B65D 1/0207; B65D 1/0223; B65D 1/0292; B65D 1/09; B65D 1/32; B65D 1/323; B65D 3/06; B65D 3/02; B65D 3/20; B65D 5/02;

B65D 5/08; B65D 5/2019; B65D 5/2038; B65D 5/2061; B65D 11/00; B65D 11/02; B65D 11/04; B65D 11/20; B65D 75/326; B65D 75/00; A21C 15/005; A21C 15/00; A21C 15/02; A21C 15/007

See application file for complete search history.

(56) **References Cited**

**U.S. PATENT DOCUMENTS**

D402,166 S	*	12/1998	Wallays	.....	D7/669
D621,719 S	*	8/2010	Caldwell	.....	D9/707
D771,501 S	*	11/2016	Manfredonia	.....	D9/712
D790,985 S	*	7/2017	Barlev	.....	D9/703
D887,854 S	*	6/2020	Waldo	.....	D9/695

\* cited by examiner

*Primary Examiner* — Abraham Bahta

(74) *Attorney, Agent, or Firm* — The Concept Law Group, PA; Scott D. Smiley; Scott M. Garrett


(57) **CLAIM**

The ornamental design for a condiment pouch, as shown and described.

**DESCRIPTION**

FIG. 1 is a front top perspective view of the condiment pouch;  
FIG. 2 is a front bottom perspective view thereof;  
FIG. 3 is a rear top perspective view thereof;  
FIG. 4 is a rear bottom perspective view thereof;  
FIG. 5 is a front elevational view thereof;  
FIG. 6 is a rear elevational view thereof;  
FIG. 7 is a top plan view thereof;  
FIG. 8 is a bottom plan view thereof;  
FIG. 9 is a left elevational view thereof; and,  
FIG. 10 is a right elevational view thereof.

**1 Claim, 10 Drawing Sheets**






FIG.1




FIG.2




FIG.3

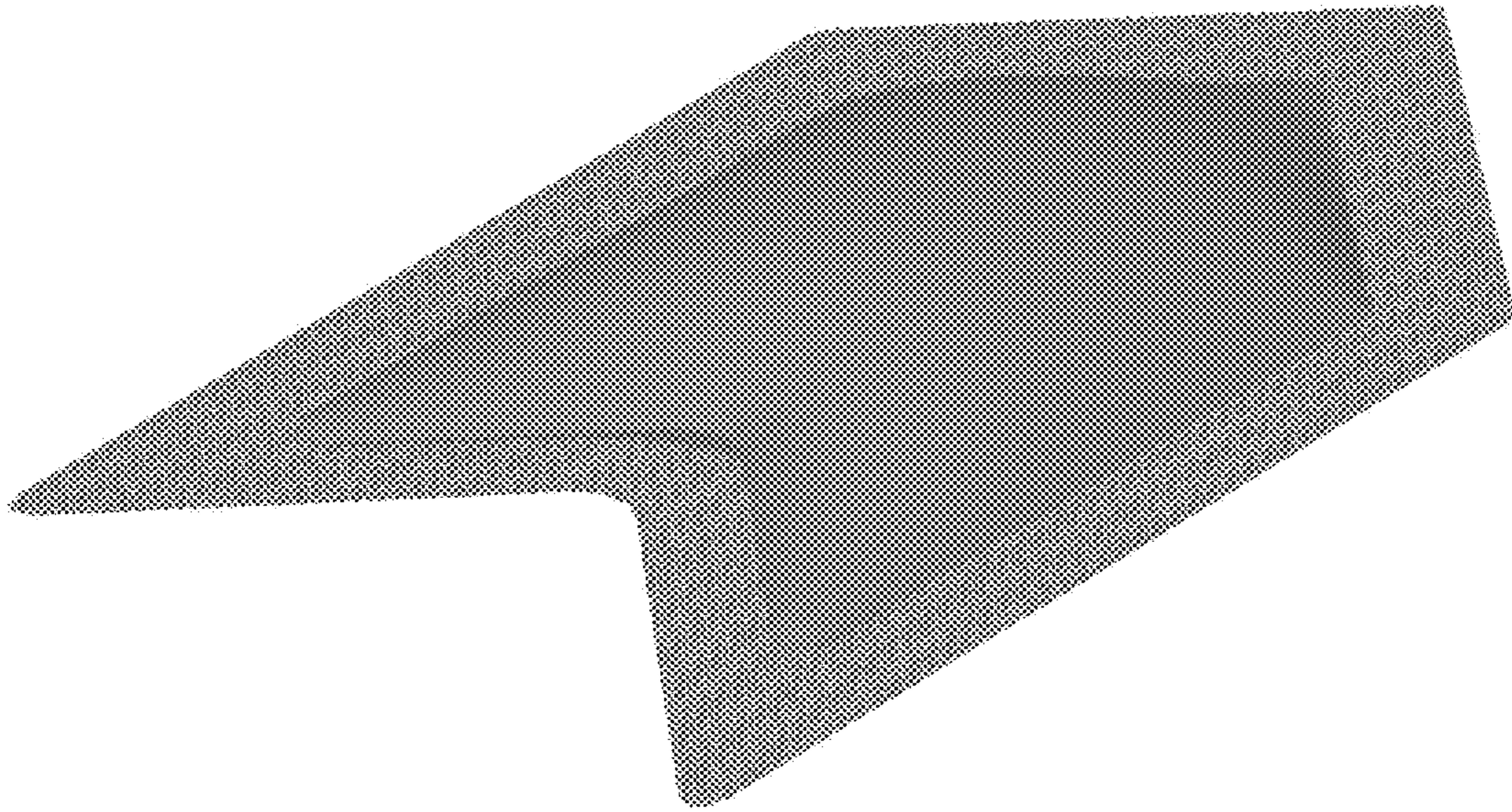


FIG.4




FIG.5




FIG.6

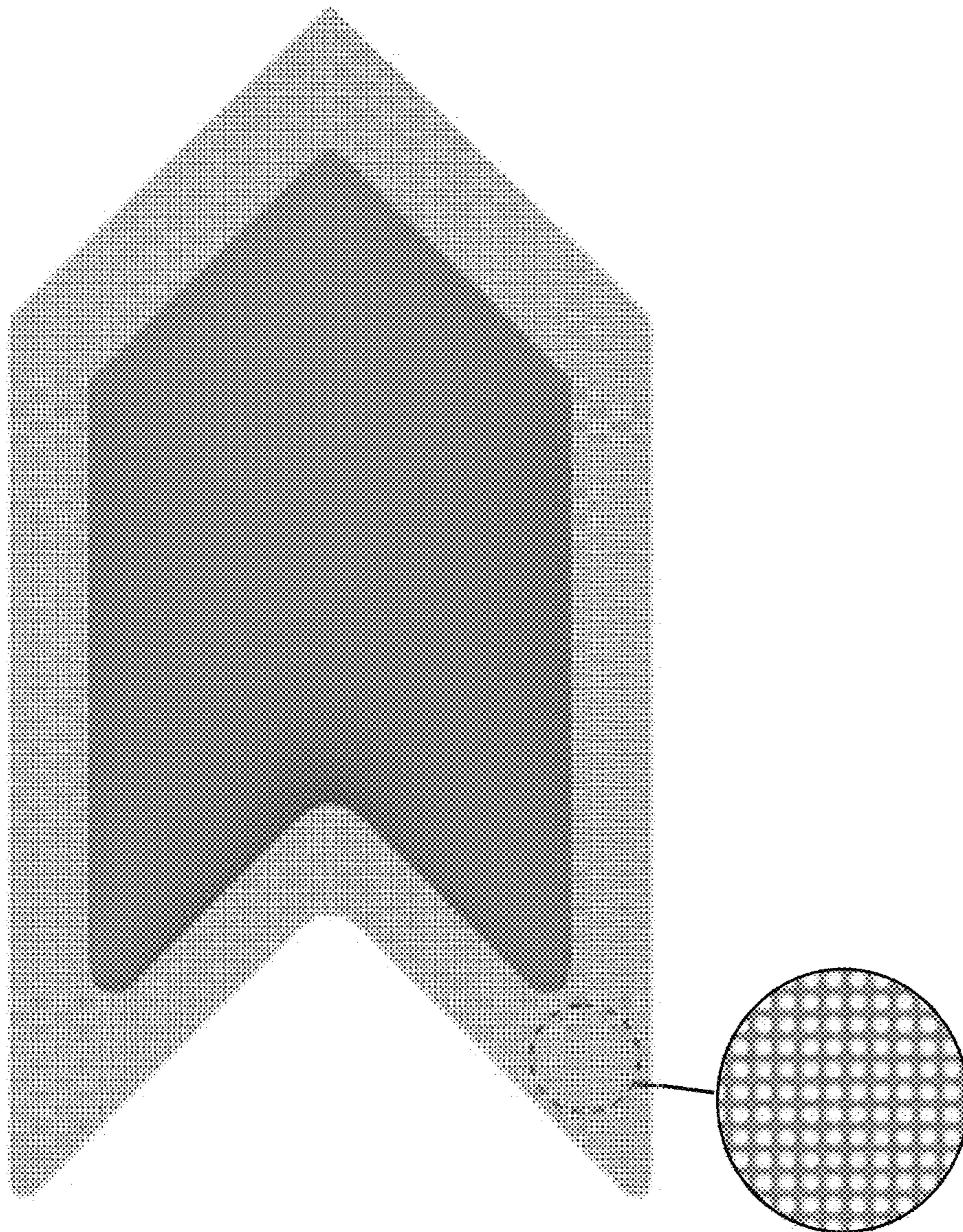


FIG. 7






FIG.8




FIG.9




FIG. 10