



US00D954561S

(12) **United States Design Patent**
Morgan et al.

(10) **Patent No.:** **US D954,561 S**
(45) **Date of Patent:** **** Jun. 14, 2022**

(54) **FLEXIBLE POUCH**

81/30; B65D 81/60; B65D 81/365; B65D 81/366; B65D 81/368

(71) Applicant: **Clear Image, INC.**, El Dorado Hills, CA (US)

See application file for complete search history.

(72) Inventors: **Jarrold Morgan**, Fair Oaks, CA (US);
Katherine Malone, Placerville, CA (US)

(56) **References Cited**

U.S. PATENT DOCUMENTS

(73) Assignee: **CLEAR IMAGE, INC.**, Selmer, TN (US)

3,047,139	A *	7/1962	Jacoff	B65D 75/327
				206/372
6,422,753	B1 *	7/2002	Thomas	B65D 31/12
				383/209
D551,989	S *	10/2007	Engel	A61J 7/0007
				D9/703
D581,807	S *	12/2008	Abbas	D9/707
D609,912	S *	2/2010	Kyono	D3/303
D793,244	S *	8/2017	Shifflett	D9/703
D812,487	S *	3/2018	Soegyanto	D9/702

(**) Term: **15 Years**

* cited by examiner

(21) Appl. No.: **29/723,766**

(22) Filed: **Feb. 10, 2020**

Primary Examiner — Abraham Bahta

(51) **LOC (13) Cl.** **09-05**

(52) **U.S. Cl.**
USPC **D9/707**

(57) **CLAIM**

(58) **Field of Classification Search**

USPC D9/702-714, 414-415, 417-418, 737, D9/424, 430-433, 730-732, 756, 761, D9/643-647, 600; D7/549, 553.2, 590, D7/602; D3/201, 203.1, 203.3, 303, 202; 206/527, 807, 260, 811, 103, 203, 207, 206/457, 459.5; 220/23.4, 500, 666; 229/120.02, 120.011, 87.06, 116.1; 426/114-115, 119, 120; 222/92, 107, 222/215, 206; 215/381-384, 400; 383/88, 101, 123


CPC B65D 85/00; B65D 5/42; B65D 5/4208; B65D 33/00; B65D 33/04; B65D 33/24; B65D 33/16; B65D 33/12; B65D 33/008; B65D 2033/00; B65D 2033/02; B65D

The ornamental design for a flexible pouch, as shown and described.

DESCRIPTION

FIG. 1 is a front perspective view of a flexible pouch, showing contrasting regions, embodying our new design; FIG. 2 is a front view thereof showing contrasting regions; FIG. 3 is a rear view thereof showing contrasting regions; FIG. 4 is a right side elevational view thereof; FIG. 5 is a left side elevational view thereof; FIG. 6 is a top view thereof; and, FIG. 7 is a bottom view thereof.

1 Claim, 5 Drawing Sheets






FIG. 1




FIG. 2




FIG. 3

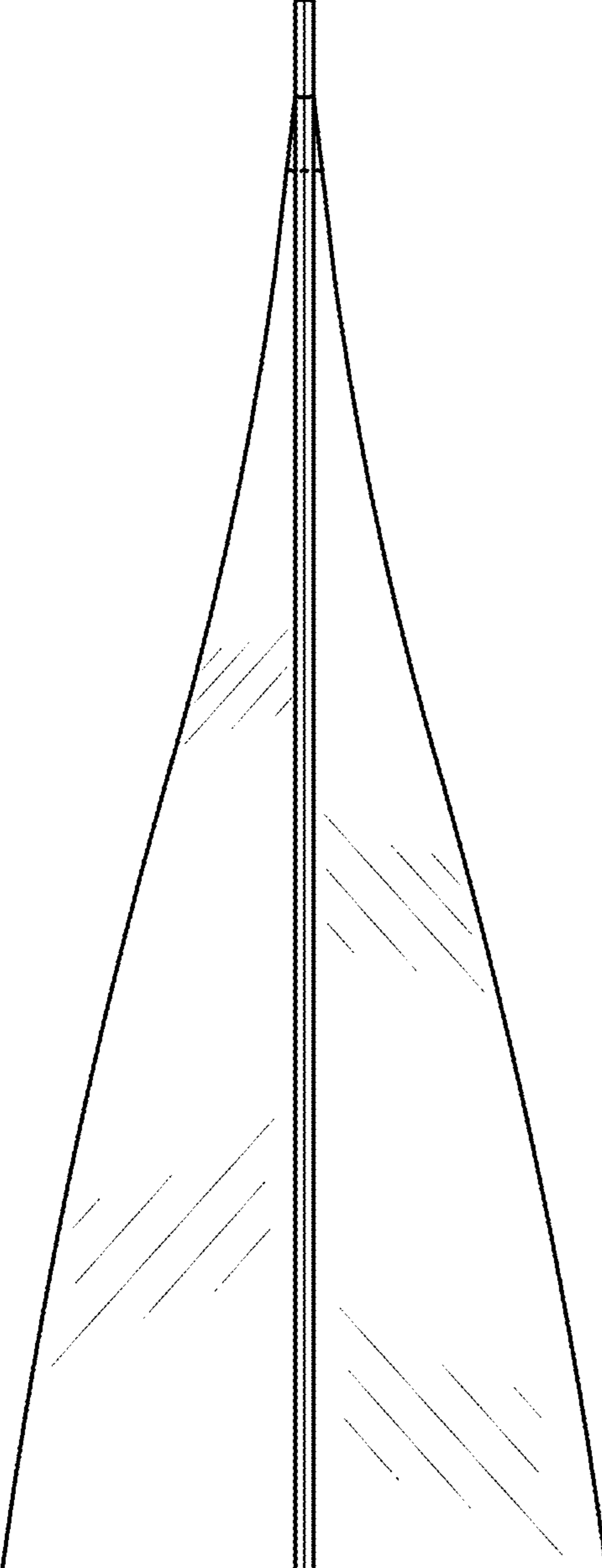


FIG. 4

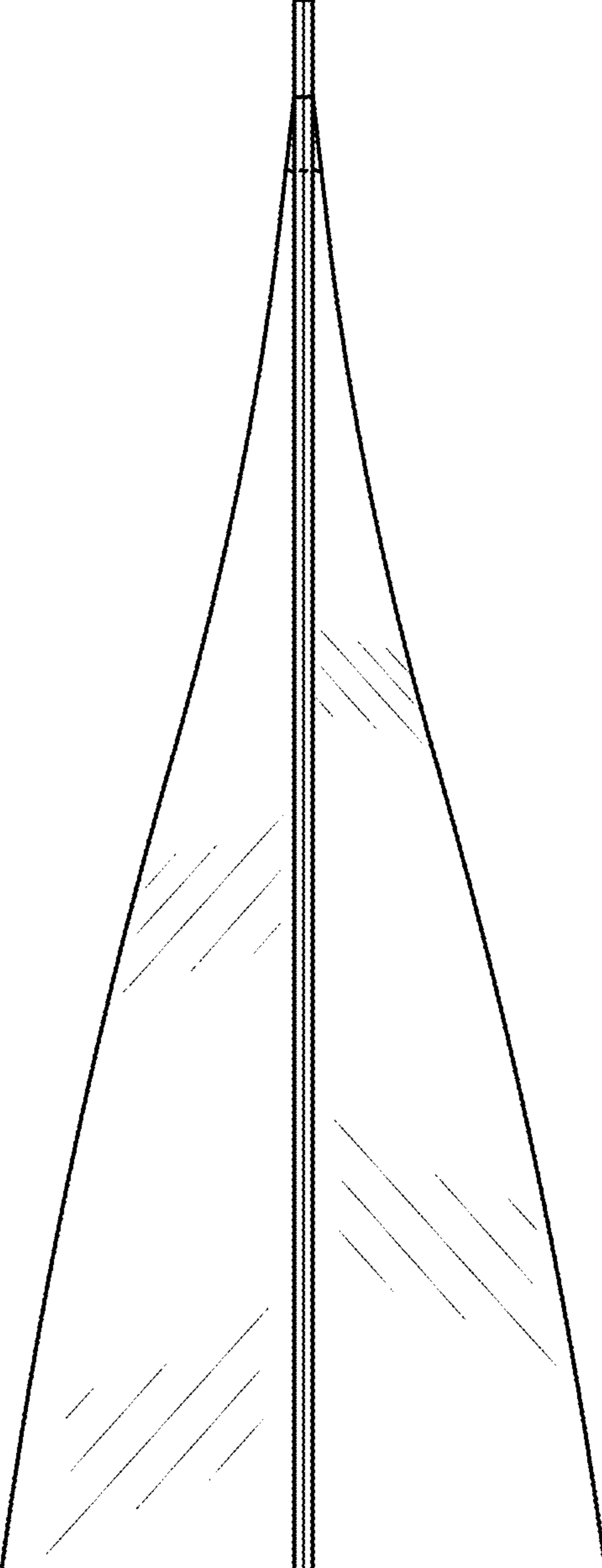


FIG. 5

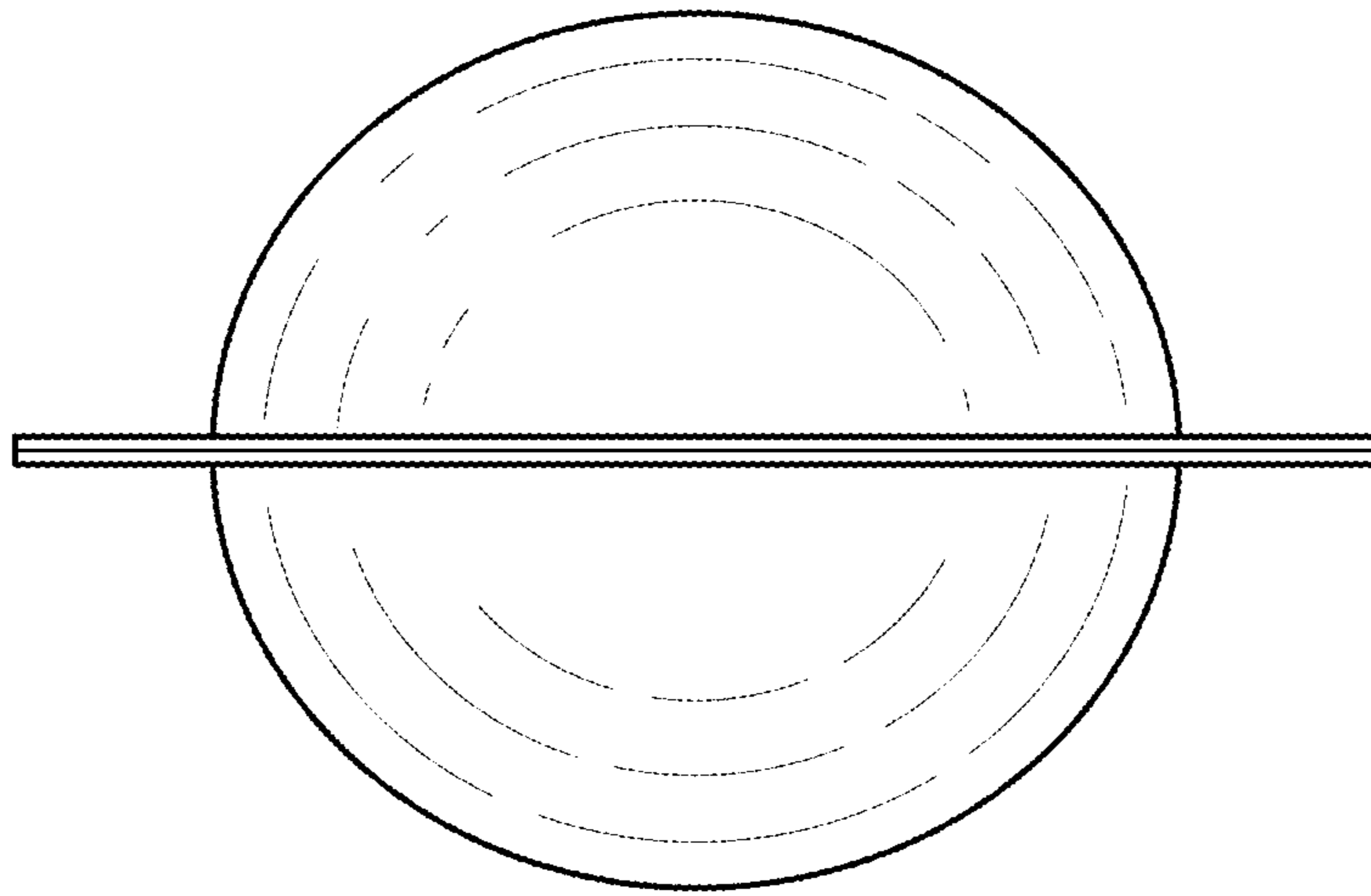


FIG. 6

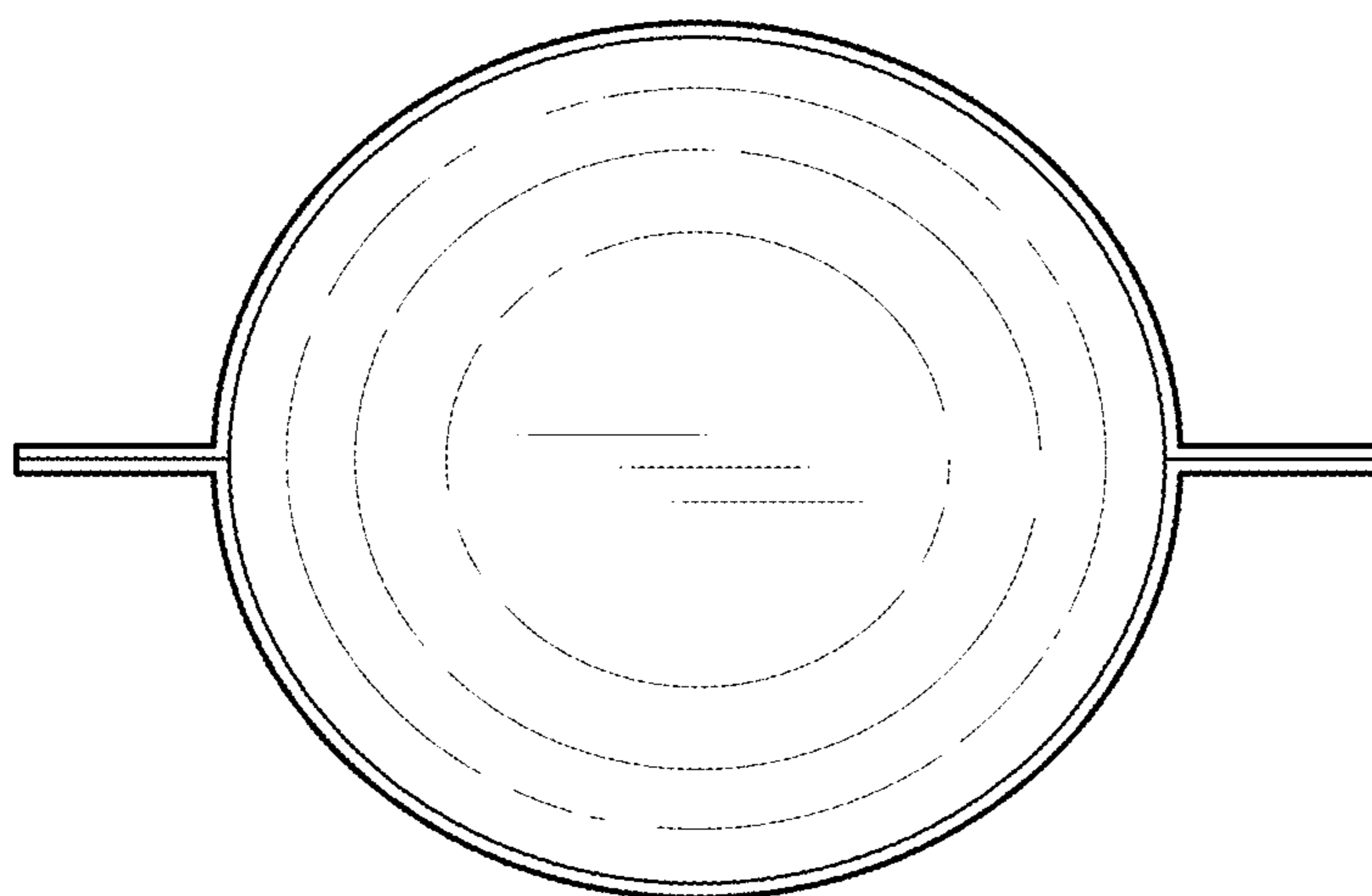


FIG. 7