



US00D954546S

(12) **United States Design Patent** (10) **Patent No.:** **US D954,546 S**
Smith et al. (45) **Date of Patent:** **** Jun. 14, 2022**

(54) **ATTACHMENT DEVICE** 6,711,785 B1 * 3/2004 Hicks A44B 11/006
24/3.1
(71) Applicant: **Vista Outdoor Operations LLC,** D512,905 S * 12/2005 Byers D8/382
Anoka, MN (US) 7,883,235 B2 * 2/2011 Galli F21V 23/0414
362/208
(72) Inventors: **Paul N. Smith,** Bozeman, MT (US); D633,375 S * 3/2011 Jablonka D8/382
Troy E. Lance, Livingston, MT (US);
Oscar C. Woods, Manhattan, MT (US);
Daniel D. Sereday, Belgrade, MT (US);
Christopher J. Michael, Belgrade, MT
(US)
(Continued)

FOREIGN PATENT DOCUMENTS

DE 8233562 6/1983
DE 9406333 7/1994

(Continued)

(73) Assignee: **Vista Outdoor Operations LLC,**
Anoka, MN (US)

OTHER PUBLICATIONS

(**) Term: **15 Years**

“OSH Rti Starter Kit”, G-Code. (Accessed Mar. 2, 2020).
“GCODE RTI Holster Setup Review” YouTube.com. Jan. 14, 2019.
(Accessed Mar. 2, 2020).

(21) Appl. No.: **29/738,528**

(22) Filed: **Jun. 18, 2020**

(51) **LOC (13) Cl.** **08-08**

(52) **U.S. Cl.**
USPC **D8/382; D3/318**

(58) **Field of Classification Search**
USPC D3/216, 217, 222, 224, 226, 228, 327,
D3/328, 215, 218, 318; D8/71, 349, 354,
D8/382
CPC A45F 5/02; A45F 2005/002; A45F 5/004;
A45F 2005/006; A45F 5/021; A45F
5/022; A45F 2005/023; A45F 2005/025;
A45F 2005/026; A45F 2005/027; A45F
2005/028; A45F 2200/0591; F41C 33/04;
F41C 33/041; F41C 33/043; F41C 33/045
See application file for complete search history.

Primary Examiner — Sheryl Lane
Assistant Examiner — Ieisha N Price
(74) *Attorney, Agent, or Firm* — Reed Smith LLP;
Matthew P. Frederick; Cheryl L. Gastineau

(57) **CLAIM**

The ornamental design for an attachment device, as shown and described.

DESCRIPTION

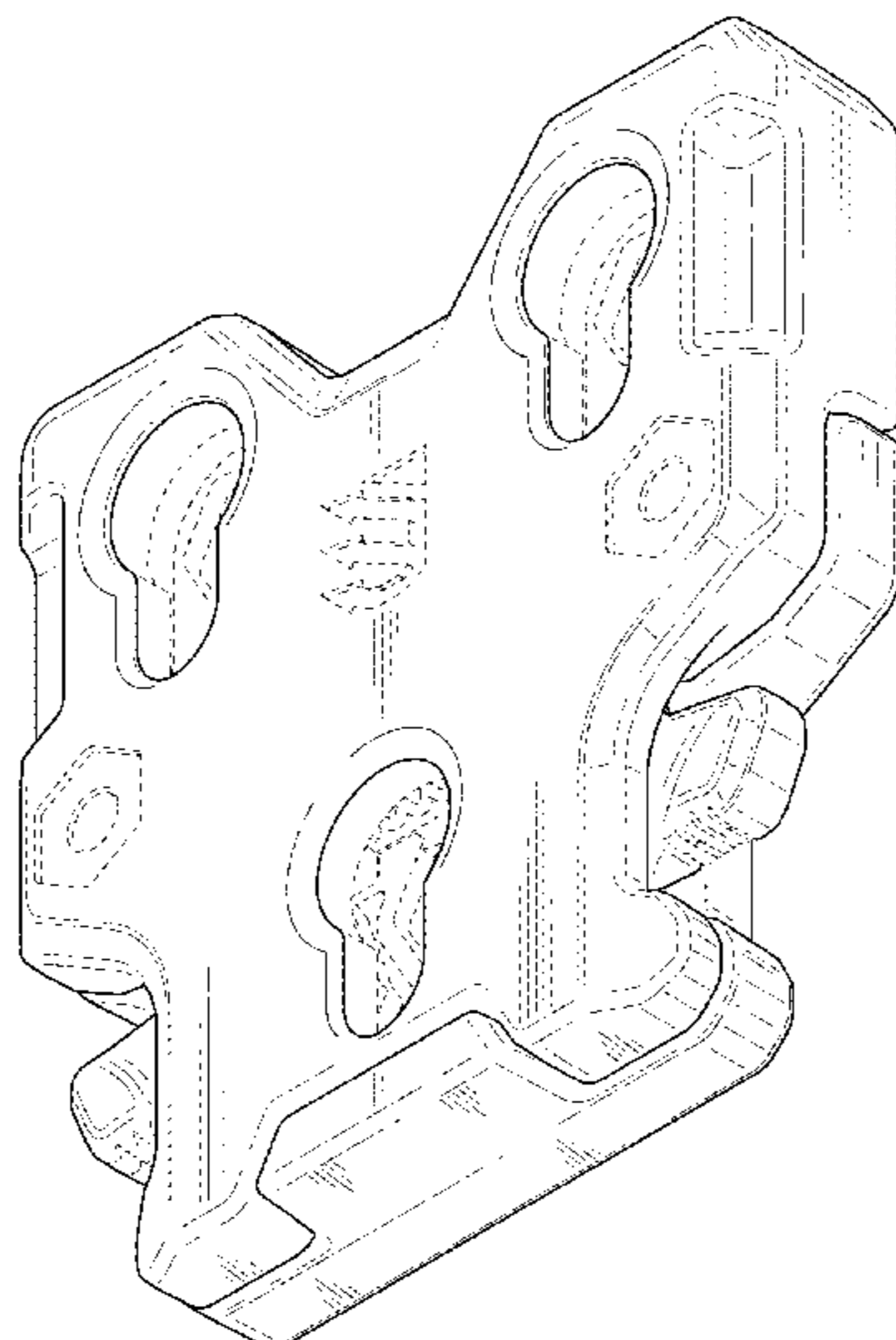
FIG. 1 is a front, top perspective view of an attachment device in accordance with my new design;
FIG. 2 is a rear, bottom perspective view thereof;
FIG. 3 is a front view thereof;
FIG. 4 is a rear view thereof;
FIG. 5 is a left side view thereof;
FIG. 6 is a right side view thereof;
FIG. 7 is a top view thereof; and,
FIG. 8 is a bottom view thereof.
The broken lines in the drawings illustrate portions of the attachment device and form no part of the claimed design.

(56) **References Cited**

U.S. PATENT DOCUMENTS

D272,043 S * 1/1984 Cowdroy D8/382
5,274,885 A * 1/1994 Hellweg A45F 5/02
224/272
5,890,635 A * 4/1999 Wu B65D 23/108
224/148.4

1 Claim, 6 Drawing Sheets



(56)

References Cited

U.S. PATENT DOCUMENTS

7,927,076 B1 4/2011 Bucher et al.
 8,141,210 B2 3/2012 Colorado
 8,517,234 B2 8/2013 Kincaid et al.
 8,684,242 B2 4/2014 Pomeroy et al.
 8,783,532 B2 7/2014 Gregory et al.
 9,101,798 B2 8/2015 Tseng
 D770,169 S * 11/2016 Patulski D3/215
 9,765,806 B2 9/2017 Busch
 10,047,906 B2 * 8/2018 Shimonishi F16M 11/041
 10,436,551 B1 * 10/2019 Bradford F41C 33/048
 D874,131 S * 2/2020 Zhang D3/222
 D895,274 S * 9/2020 Dara D3/222
 D895,961 S * 9/2020 Swan D3/222
 D912,398 S * 3/2021 Bradford D3/222
 11,035,648 B2 * 6/2021 Zhang F42B 39/02
 D927,956 S * 8/2021 Tavernier D8/330
 D928,904 S * 8/2021 Zhang D22/108
 2002/0132592 A1 * 9/2002 Fan A45F 5/02
 455/575.1
 2004/0035897 A1 * 2/2004 Salentine A45F 5/004
 224/162
 2007/0023468 A1 * 2/2007 Ford F41C 33/045
 224/197
 2007/0090138 A1 * 4/2007 Parsons F41C 33/045
 224/197
 2009/0277936 A1 * 11/2009 Rogers A45F 5/02
 224/191
 2012/0175390 A1 * 7/2012 Rogers F41C 33/045
 224/182

2012/0175391 A1 * 7/2012 Rogers F41C 33/045
 224/182
 2013/0148295 A1 * 6/2013 Minn A45F 5/00
 361/679.59
 2015/0323285 A1 * 11/2015 McKendrick F41C 33/045
 224/192
 2016/0231081 A1 8/2016 Evans
 2016/0302557 A1 * 10/2016 Chen A45F 3/10
 2016/0316900 A1 * 11/2016 Hanchett A45F 5/02
 2017/0099934 A1 * 4/2017 Evans A45F 5/02
 2018/0042370 A1 * 2/2018 Castedo Gomez F16B 2/20
 2018/0321014 A1 11/2018 Rassias
 2018/0325248 A1 11/2018 Tedder et al.
 2019/0219358 A1 * 7/2019 Rogers F41C 33/043
 2019/0219359 A1 * 7/2019 Rogers F41C 33/045
 2019/0316876 A1 * 10/2019 Zhang F41C 33/045
 2020/0069004 A1 * 3/2020 Mackay A44B 15/00
 2020/0109914 A1 * 4/2020 Gadams F41C 33/04
 2020/0154868 A1 * 5/2020 Hines-Lucas A45C 11/182
 2020/0187632 A1 * 6/2020 Michael F41C 33/041
 2020/0253365 A1 * 8/2020 Blumenthal A45F 5/021
 2020/0292273 A1 * 9/2020 Shearer F41C 33/0263
 2020/0309484 A1 * 10/2020 Zhang F41C 33/041
 2021/0045516 A1 * 2/2021 Beckhart A45F 3/02

FOREIGN PATENT DOCUMENTS

EP 1008313 6/2000
 EP 3553456 A1 * 10/2019 F41C 33/041
 TW M393664 12/2010
 WO WO-2009143143 A2 * 11/2009 A42B 3/04
 WO WO-2020167826 A1 * 8/2020 A45F 5/021

* cited by examiner

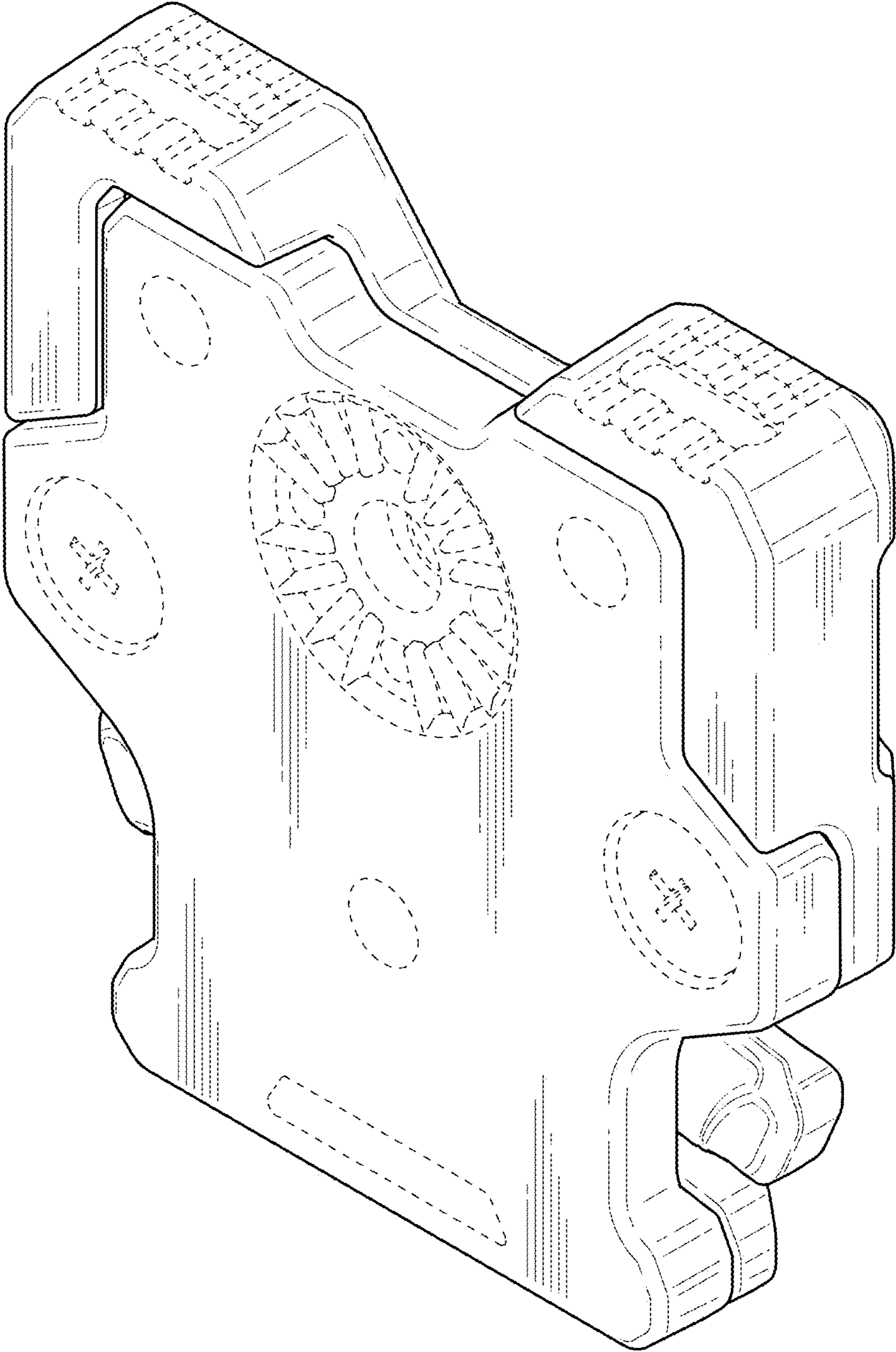


FIG. 1

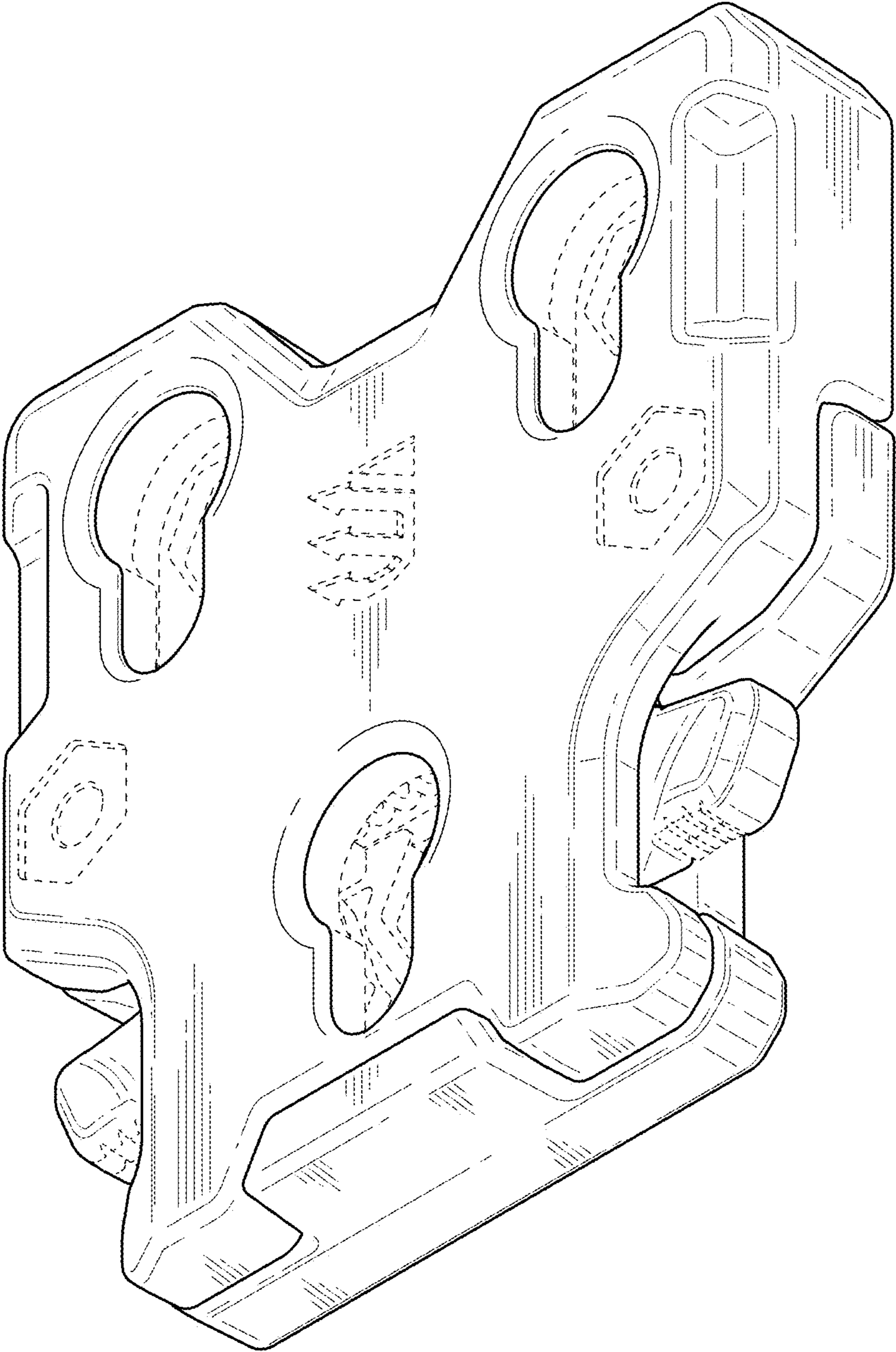


FIG. 2

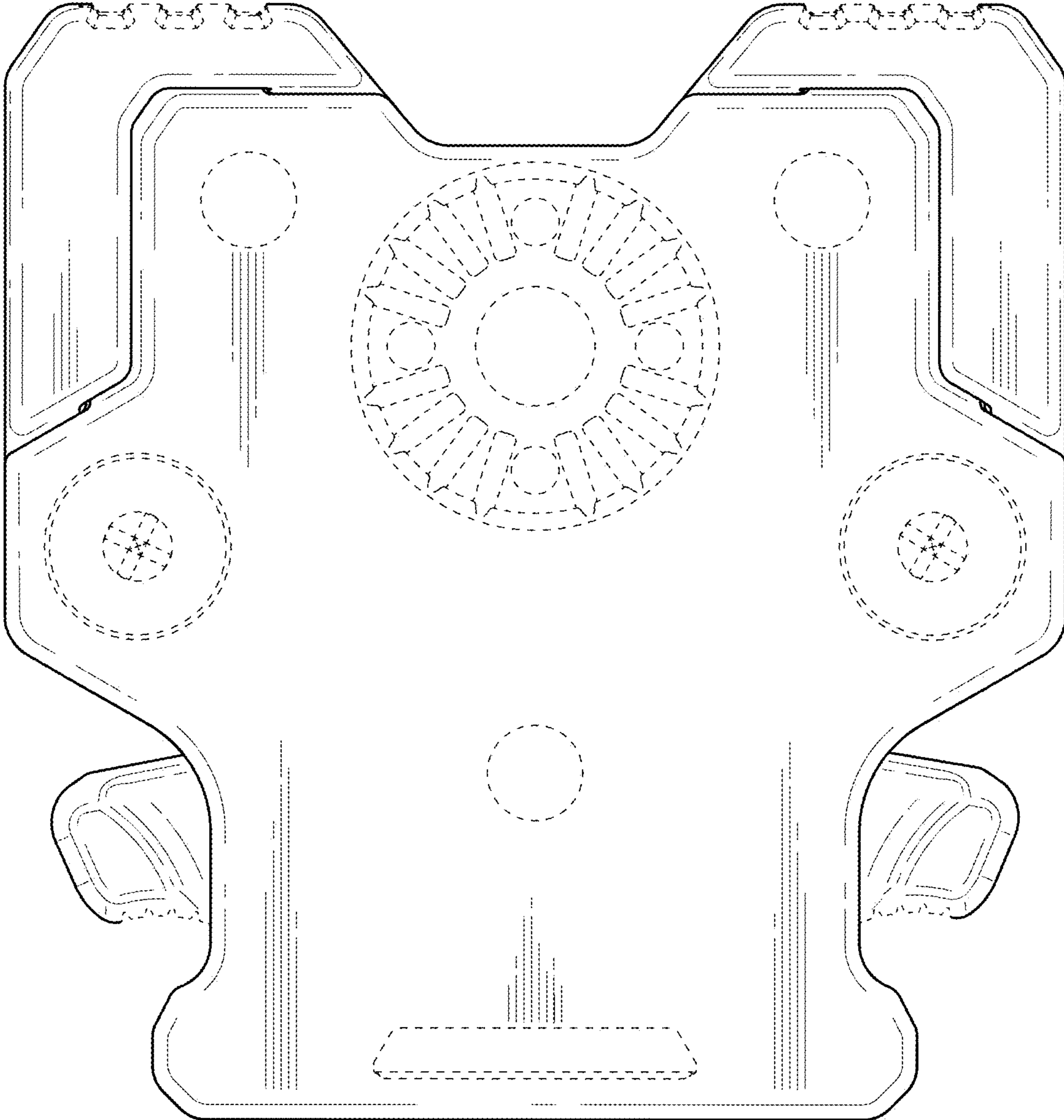


FIG. 3

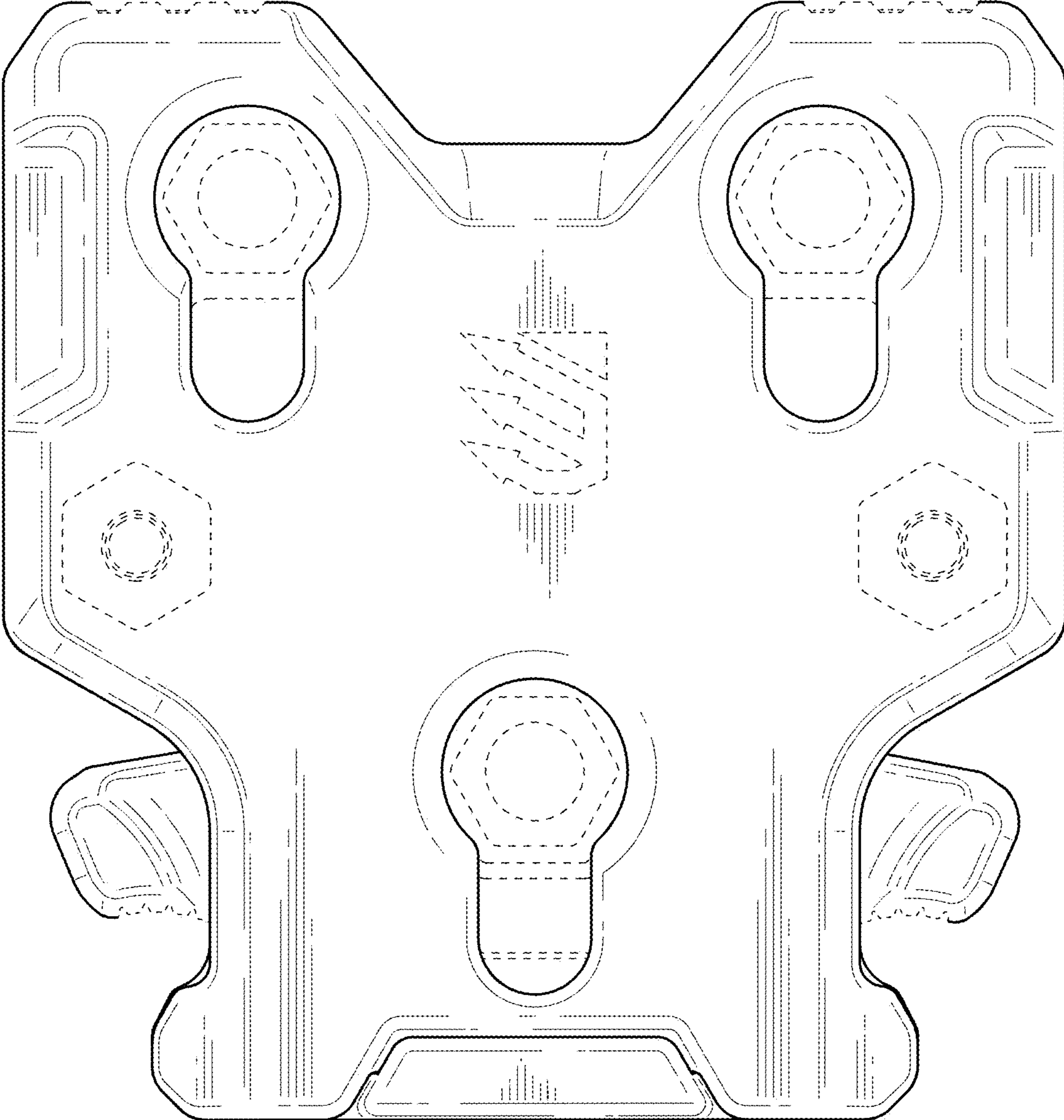


FIG. 4

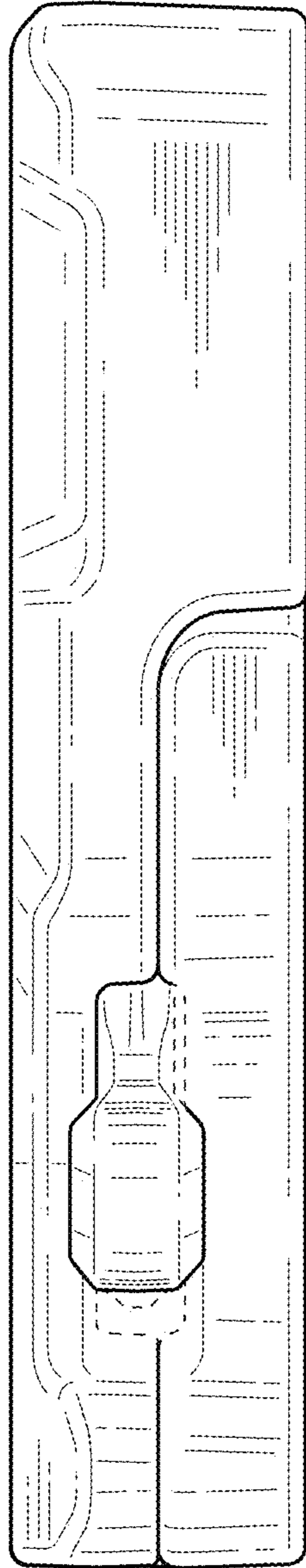


FIG. 5

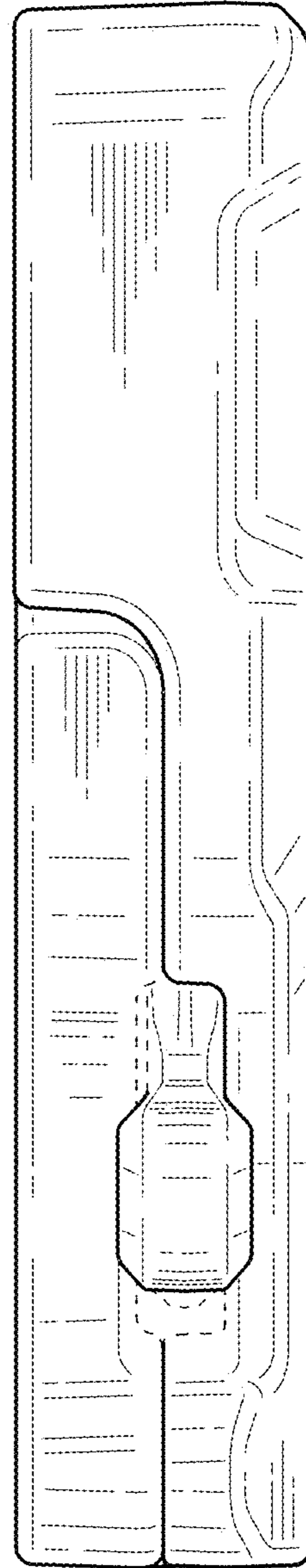


FIG. 6

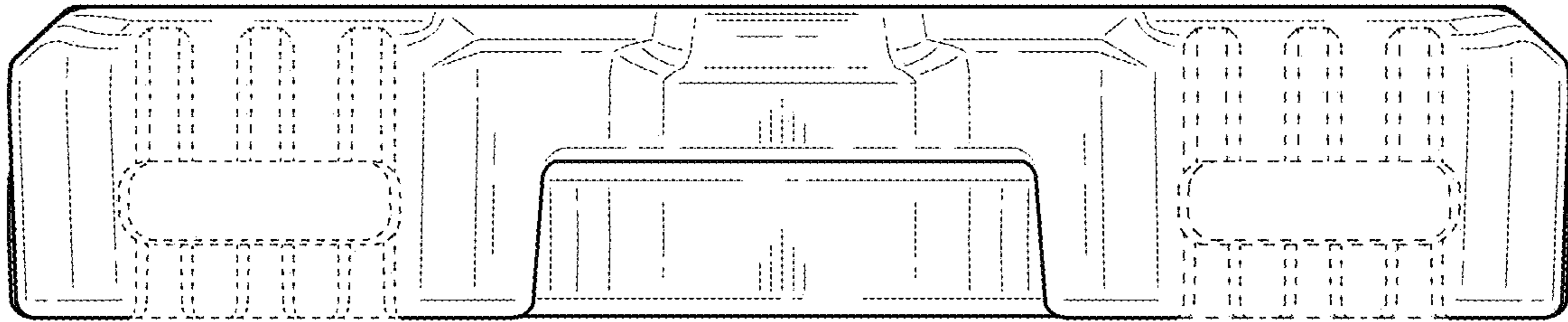


FIG. 7

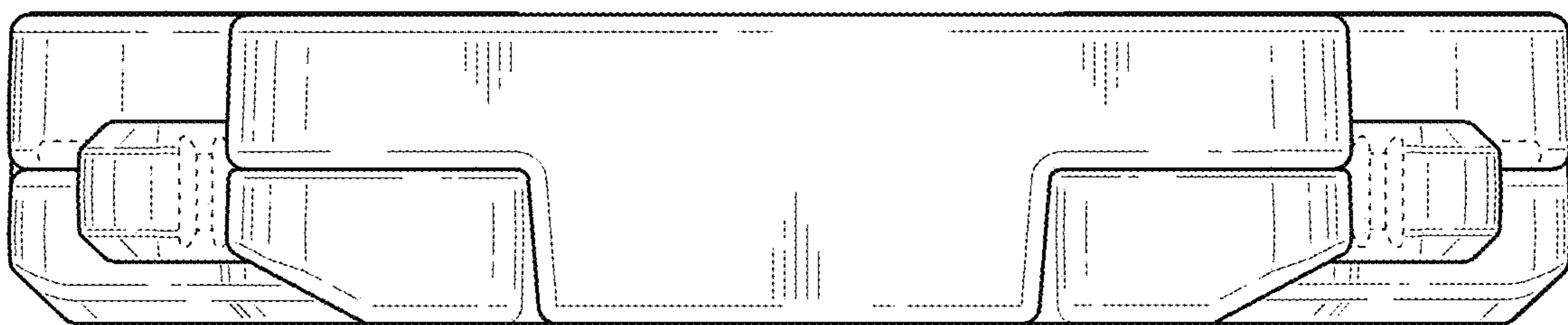


FIG. 8