

US00D954543S

(12) **United States Design Patent**  
**Zhang**

(10) **Patent No.:** **US D954,543 S**

(45) **Date of Patent:** **\*\* Jun. 14, 2022**

(54) **HOOK**

(71) Applicant: **Siduo Zhang**, Guangdong (CN)

(72) Inventor: **Siduo Zhang**, Guangdong (CN)

(73) Assignee: **GUANGZHOU BAOMEI NETWORK TECHNOLOGY CO., LTD.**, Guangzhou (CN)

(\*\*) Term: **15 Years**

(21) Appl. No.: **29/800,758**

(22) Filed: **Jul. 23, 2021**

(51) **LOC (13) Cl.** ..... **08-11**

(52) **U.S. Cl.**  
USPC ..... **D8/367**

(58) **Field of Classification Search**  
USPC ..... D8/367, 354, 349, 356, 372; D12/162;  
224/248, 268, 904; 248/62  
CPC ... A47G 29/083; F16B 45/00; A63B 21/0557;  
B60P 7/0823  
See application file for complete search history.

(56) **References Cited**

**U.S. PATENT DOCUMENTS**

1,165,606 A \* 12/1915 King ..... F16B 45/02  
24/598.4

3,718,947 A \* 3/1973 Huber ..... B66C 1/14  
24/298

D244,910 S \* 7/1977 Chasen ..... D8/367

D281,950 S \* 12/1985 Sachs ..... D8/370

D283,787 S \* 5/1986 Chap ..... D8/370

4,714,221 A \* 12/1987 Cawrey ..... A47F 5/0823  
248/220.42

D373,072 S \* 8/1996 Durante ..... D8/367

D402,764 S \* 12/1998 Chatfield ..... D24/211

D403,431 S \* 12/1998 Gladioux, Jr. .... D24/214

D404,127 S \* 1/1999 Lammers ..... D24/141

D405,536 S \* 2/1999 Haynes ..... D24/214

D422,888 S \* 4/2000 Outten ..... D8/367

D458,116 S \* 6/2002 Roethler ..... D8/367

D461,009 S \* 7/2002 Viner ..... D24/214

D489,963 S \* 5/2004 Mazooji et al. .... D8/370

D493,092 S \* 7/2004 Kalat ..... D8/367

D504,934 S \* 5/2005 Amburgey ..... D22/149

D532,074 S \* 11/2006 Travis, Sr. .... D22/149

D546,147 S \* 7/2007 Cullen ..... D8/16

D554,980 S \* 11/2007 Mihelis ..... D8/356

7,494,095 B2 \* 2/2009 Walker et al. .... 248/48.2

D587,470 S \* 3/2009 Croisdale ..... D6/317

D594,738 S \* 6/2009 Kelleghan ..... D8/356

D600,102 S \* 9/2009 Larkin ..... D8/370

D607,712 S \* 1/2010 Kelleghan ..... D8/356

7,677,504 B2 \* 3/2010 Hutchinson ..... E04D 13/076  
248/48.2

7,757,996 B2 \* 7/2010 Jacobs ..... 248/64

7,823,852 B1 \* 11/2010 Reno ..... 248/302

D629,291 S \* 12/2010 Veilleux ..... D8/370

D631,332 S \* 1/2011 Bauer et al. .... D8/367

D631,333 S \* 1/2011 Bauer ..... D8/367

D632,952 S \* 2/2011 Dablemont ..... D8/367

D644,088 S \* 8/2011 Gallaty ..... D8/354

(Continued)

*Primary Examiner* — Cynthia R Underwood

(57) **CLAIM**

The ornamental design for a hook, as shown and described.

**DESCRIPTION**

FIG. 1 is a front perspective view of a hook showing my new design;

FIG. 2 is a rear perspective view thereof;

FIG. 3 is a front elevation view thereof;

FIG. 4 is a rear elevation view thereof;

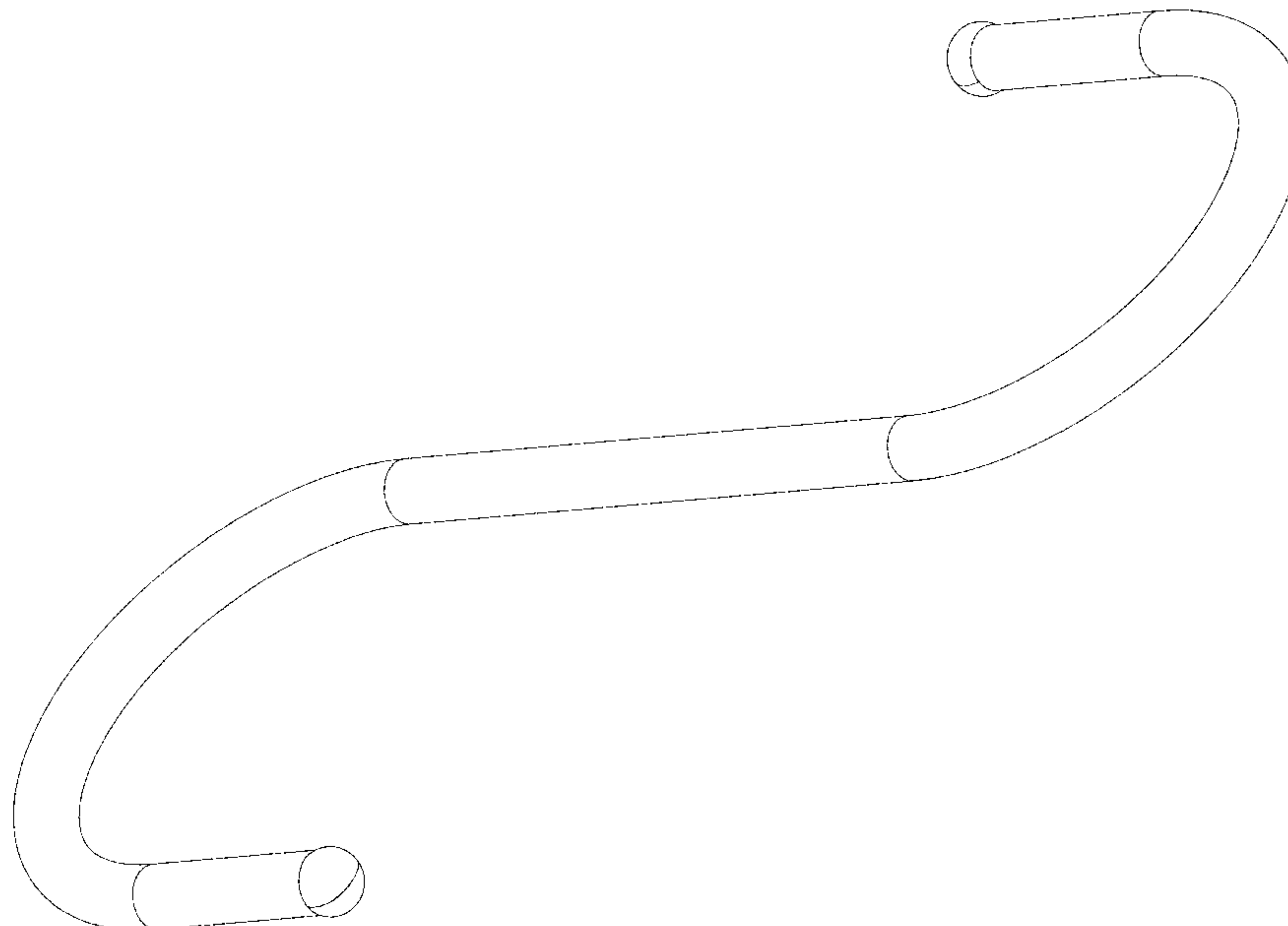
FIG. 5 is a left side elevation view thereof;

FIG. 6 is a right side elevation view thereof;

FIG. 7 is a top plan view thereof; and,

FIG. 8 is a bottom plan view thereof.

**1 Claim, 6 Drawing Sheets**





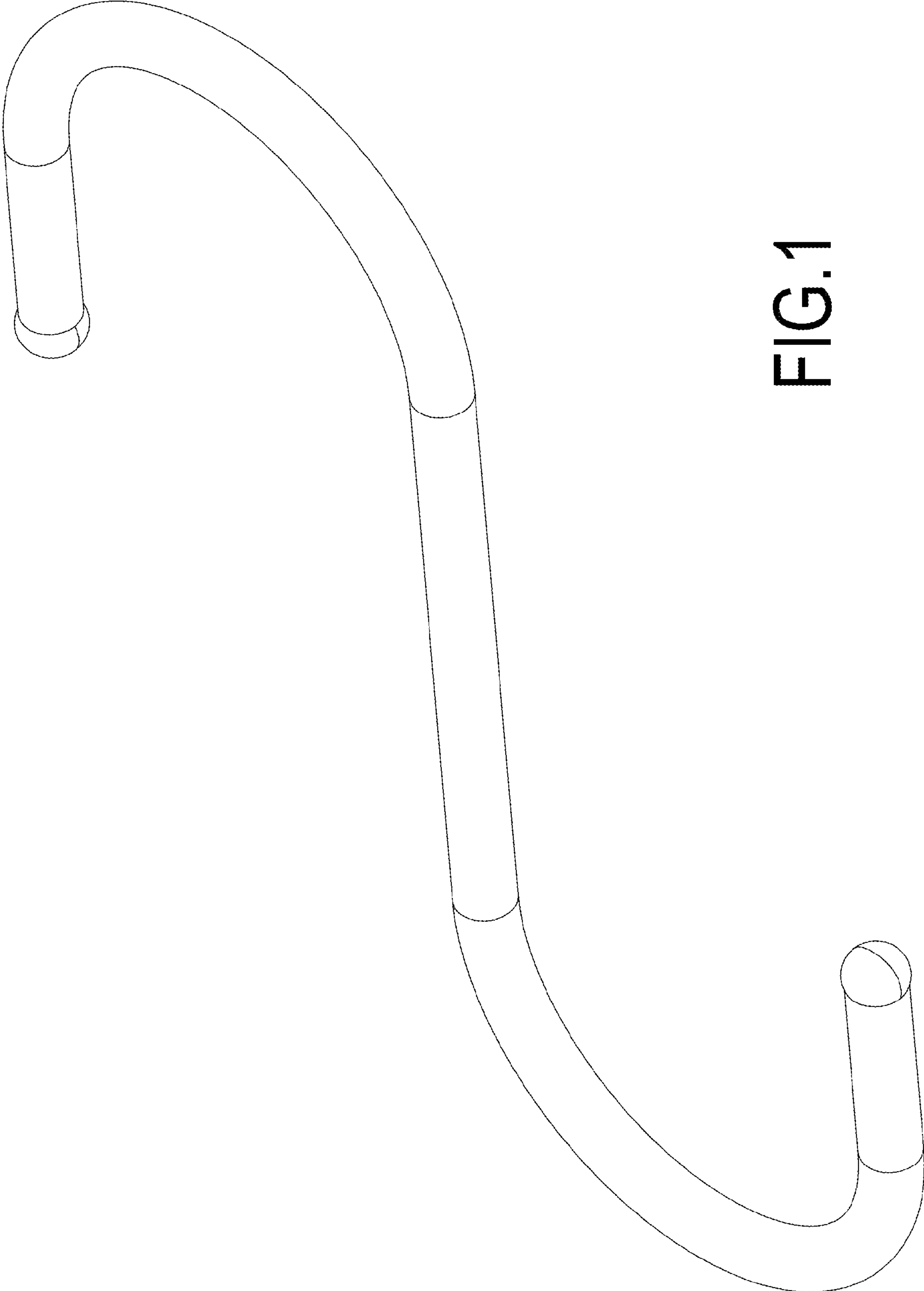


FIG. 1

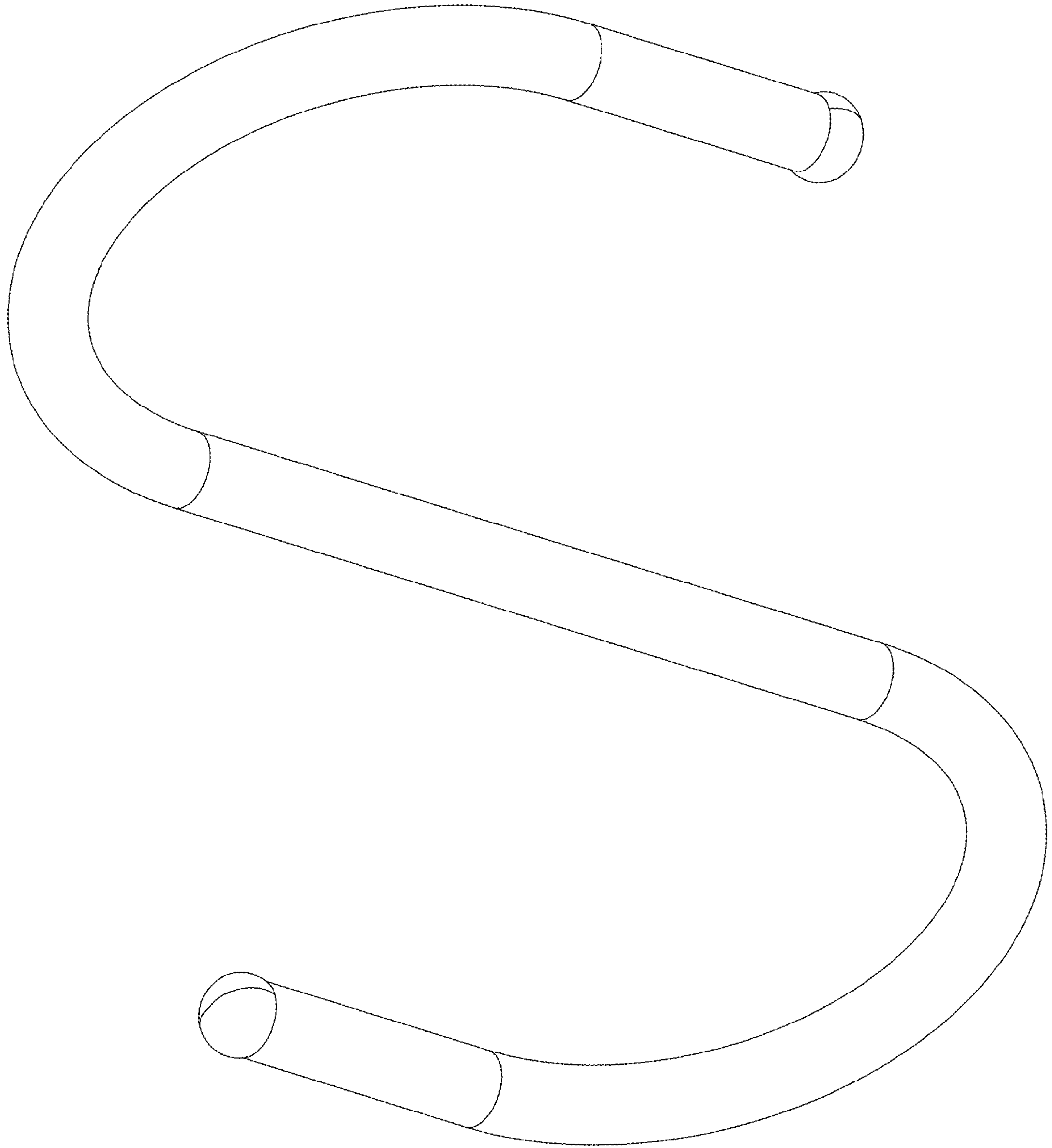


FIG.2




FIG.3




FIG.4

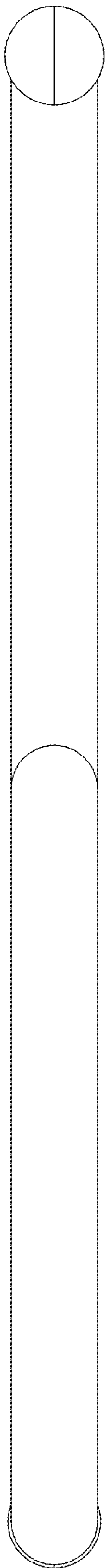


FIG. 5

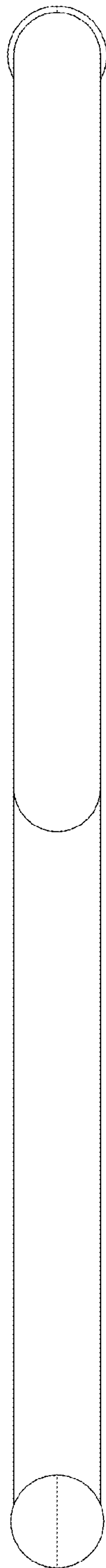


FIG. 6




FIG. 7




FIG. 8