



US00D954540S

(12) **United States Design Patent**
Grossman

(10) **Patent No.:** **US D954,540 S**
(45) **Date of Patent:** **** Jun. 14, 2022**

- (54) **CARABINER**
- (71) Applicant: **Peter Grossman**, Castle Hill (AU)
- (72) Inventor: **Peter Grossman**, Castle Hill (AU)
- (**) Term: **15 Years**
- (21) Appl. No.: **29/812,701**
- (22) Filed: **Oct. 24, 2021**

- D766,071 S * 9/2016 Spater D8/356
- D767,975 S * 10/2016 Jiang D8/356
- 9,521,939 B2 * 12/2016 Haarburger A47L 13/11
- D775,513 S * 1/2017 Kelleghan D8/356
- D784,798 S * 4/2017 Logsdon D8/394
- D785,316 S * 5/2017 Grossman D3/208
- D785,317 S * 5/2017 Grossman D3/208
- 9,797,432 B2 * 10/2017 Inkavesvaanit F16B 45/02
- D811,838 S * 3/2018 Enrico D8/34
- D821,090 S * 6/2018 Case D3/207
- D821,854 S * 7/2018 Berman D8/356
- D854,916 S * 7/2019 Derr D8/356
- D858,088 S * 9/2019 Osmanski D3/207

(Continued)

Related U.S. Application Data

- (62) Division of application No. 29/723,626, filed on Feb. 9, 2020, now Pat. No. Des. 942,838.
- (51) **LOC (13) Cl.** **09-06**
- (52) **U.S. Cl.**
USPC **D8/356**
- (58) **Field of Classification Search**
USPC D8/356, 354, 105, 349, 367; D3/207;
24/376
CPC B65H 57/16; B63B 21/045; A63B 29/08;
A63B 27/02
See application file for complete search history.

Primary Examiner — Cynthia R Underwood

(57) **CLAIM**

The ornamental design of a carabiner, as shown and described.

DESCRIPTION

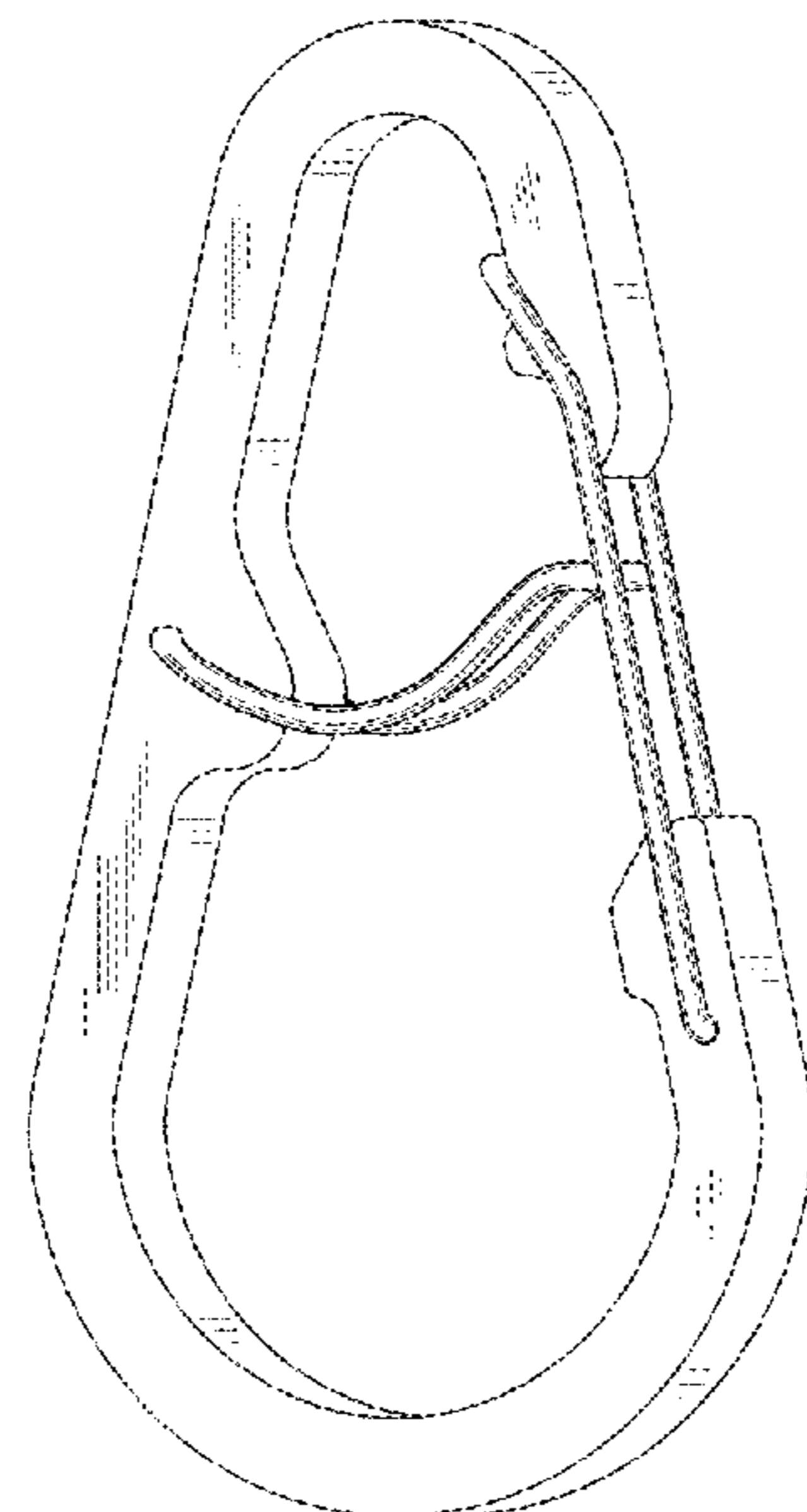
FIG. 1 is a front perspective view of a carabiner in accordance with the present invention;
 FIG. 2 is a front view thereof;
 FIG. 3 is a rear view thereof;
 FIG. 4 is a top view thereof;
 FIG. 5 is a bottom view thereof;
 FIG. 6 is a left side view thereof;
 FIG. 7 is a right side view thereof;
 FIG. 8 is a front perspective view of a second embodiment of the carabiner in accordance with the present invention, with the broken lines depicting portions of the carabiner that form no part of the claim;
 FIG. 9 is a front view of FIG. 8;
 FIG. 10 is a rear view of FIG. 8;
 FIG. 11 is a top view of FIG. 8;
 FIG. 12 is a bottom view of FIG. 8;
 FIG. 13 is a left side view of FIG. 8; and,
 FIG. 14 is a right side view of FIG. 8.

(56) **References Cited**

U.S. PATENT DOCUMENTS

- 582,780 A * 5/1897 Eldridge F16B 45/02
24/582.11
- D577,574 S * 9/2008 Liang D8/356
- D607,712 S * 1/2010 Kelleghan D8/356
- D626,393 S * 11/2010 Ormsbee D8/34
- D637,473 S * 5/2011 Mitchell D8/336
- D646,556 S * 10/2011 Kelleghan D8/356
- D669,764 S * 10/2012 Kelleghan D8/356
- D702,106 S * 4/2014 Weinberg D8/356
- D725,373 S * 3/2015 Jiang D3/207
- D729,513 S * 5/2015 Jiang D3/207
- 9,255,602 B2 * 2/2016 Liang F16B 45/06
- D762,460 S * 8/2016 Gobbi D8/356
- D765,493 S * 9/2016 Spater D8/356

1 Claim, 4 Drawing Sheets



(56)

References Cited

U.S. PATENT DOCUMENTS

D861,327	S *	10/2019	Osmanski	D3/207
10,499,712	B2 *	12/2019	Cowdery	A44B 19/30
10,514,057	B2 *	12/2019	Cardella	E05B 17/0045
10,624,426	B2 *	4/2020	Adelman	F16B 2/22
D934,662	S *	11/2021	Adelman	D8/356
D934,663	S *	11/2021	Adelman	D8/356
2009/0000086	A1 *	1/2009	Bing	F16B 45/06 24/592.11
2016/0153487	A1 *	6/2016	Hollinger	F16B 45/02 24/376

* cited by examiner

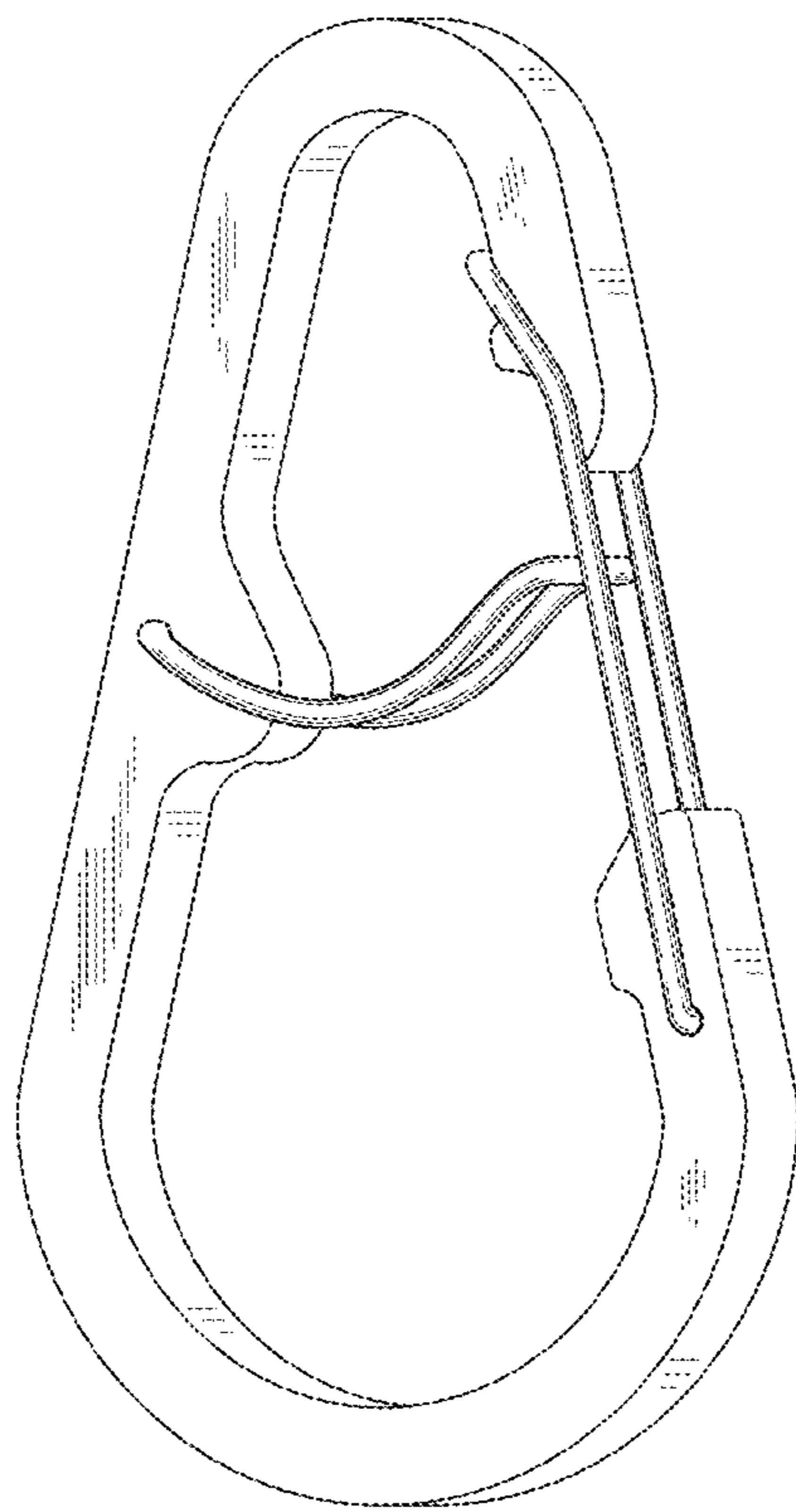


FIG. 1

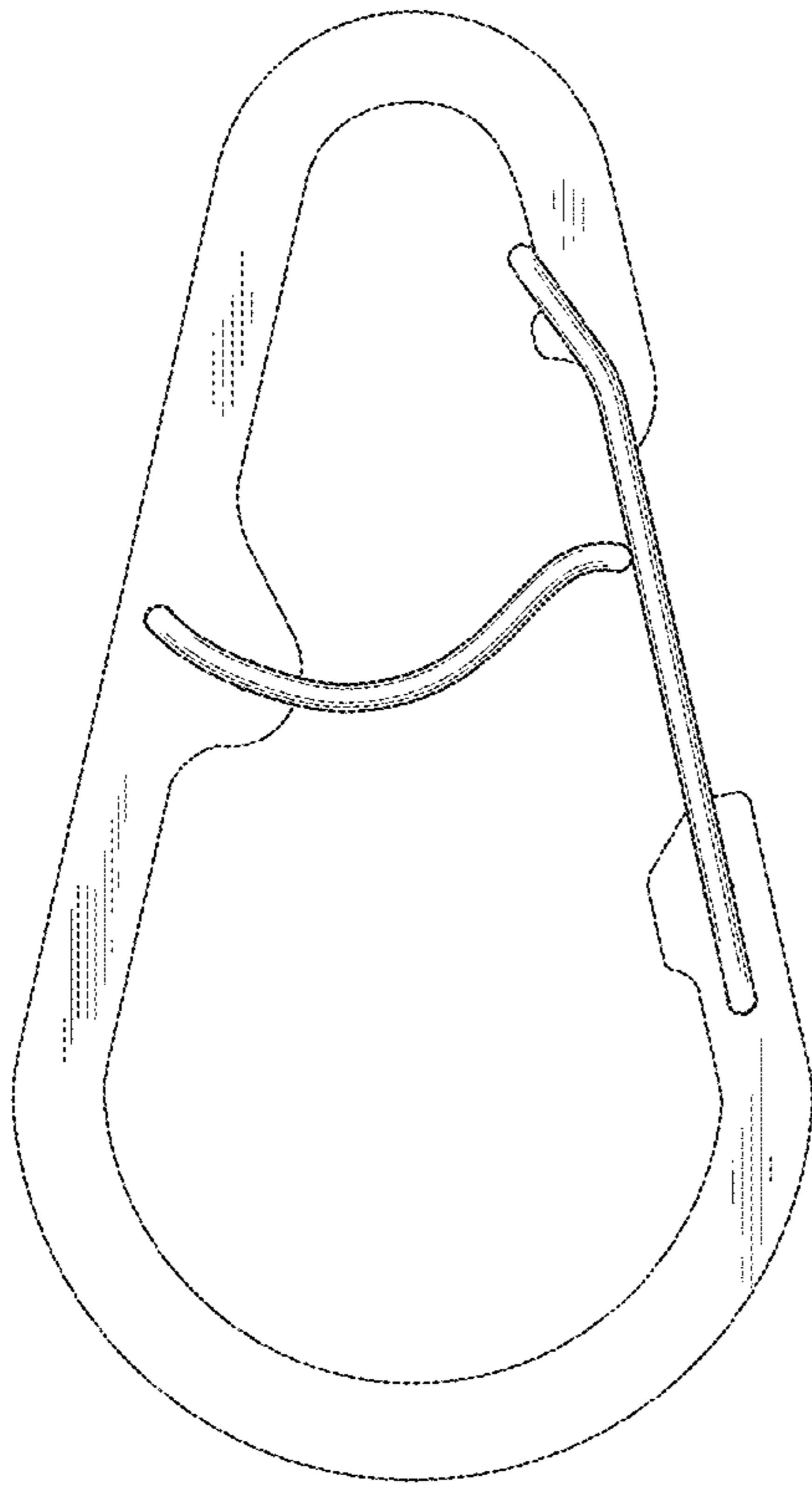


FIG. 2

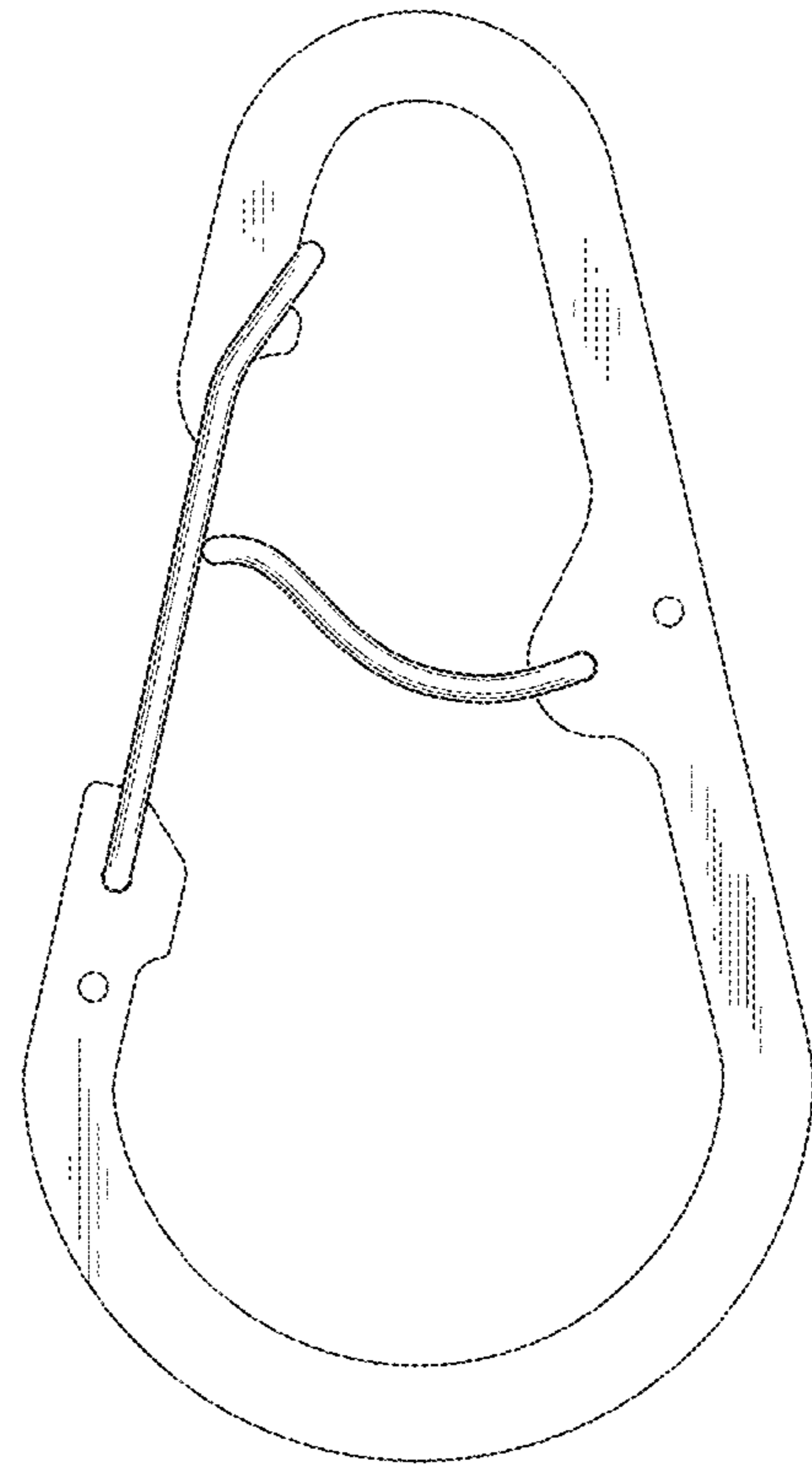


FIG. 3

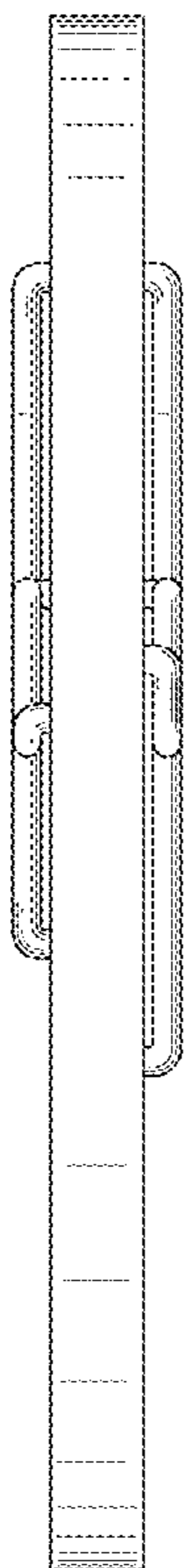


FIG. 6

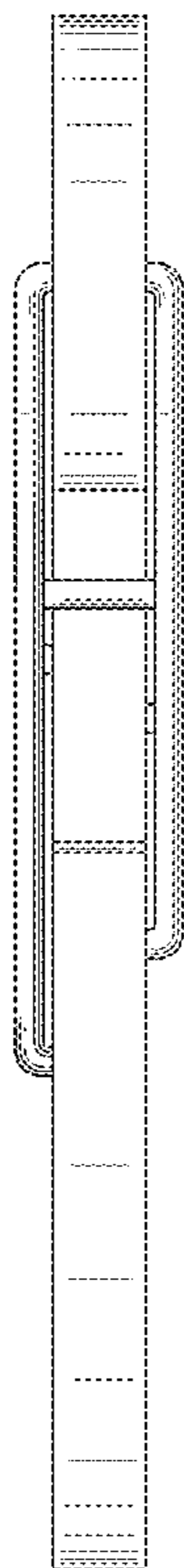


FIG. 7




FIG. 4




FIG. 5

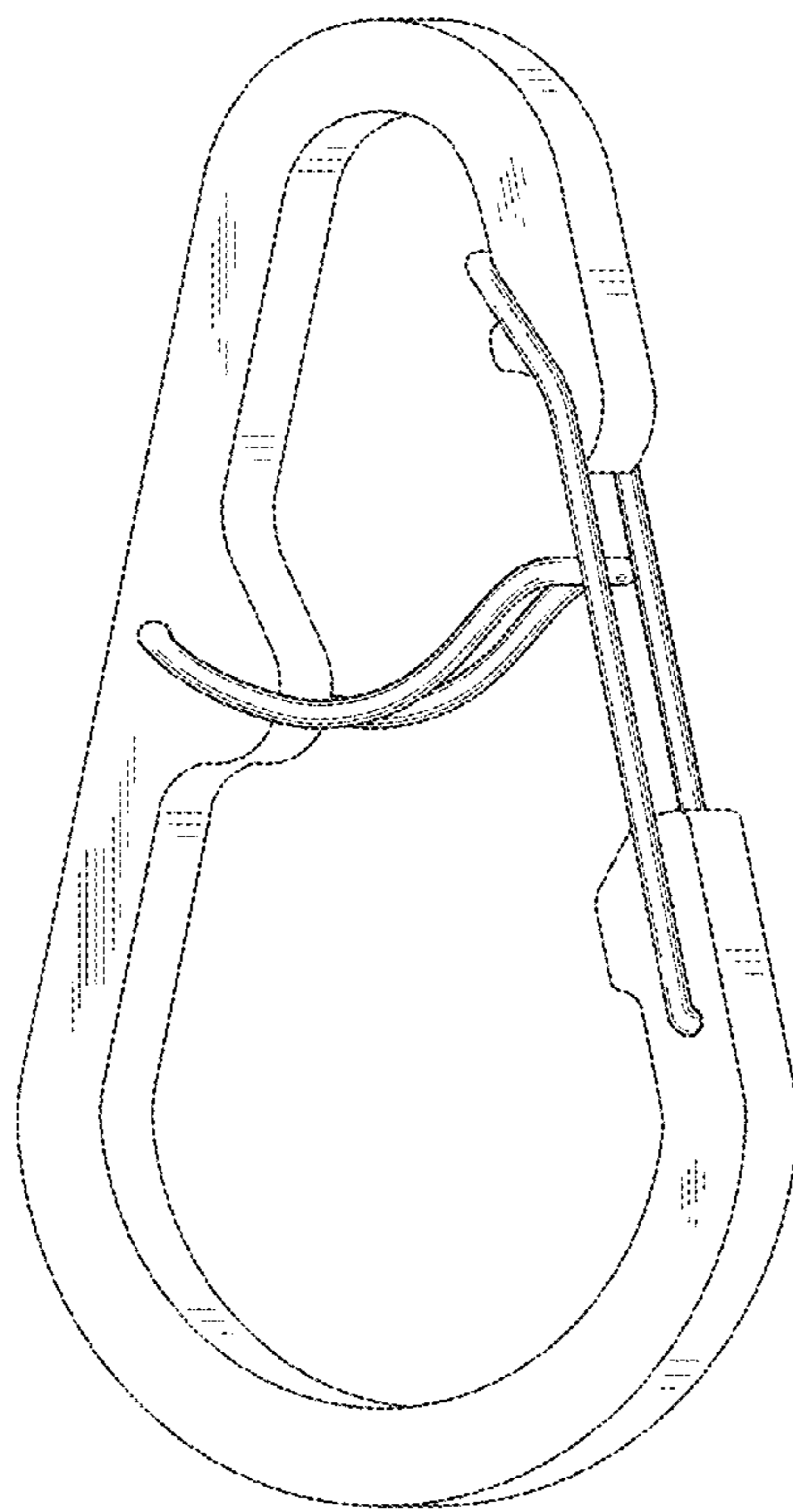


FIG. 8

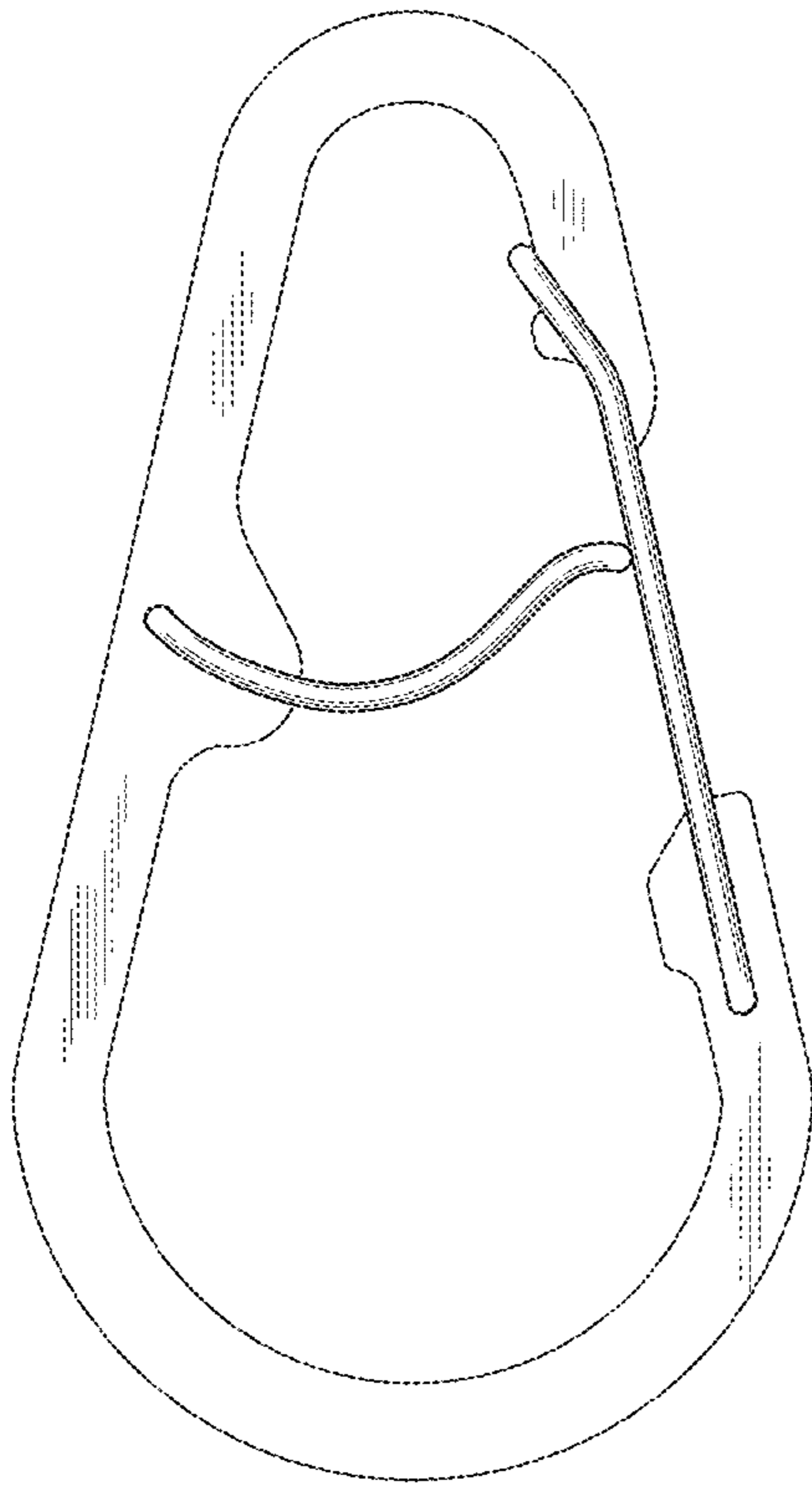


FIG. 9

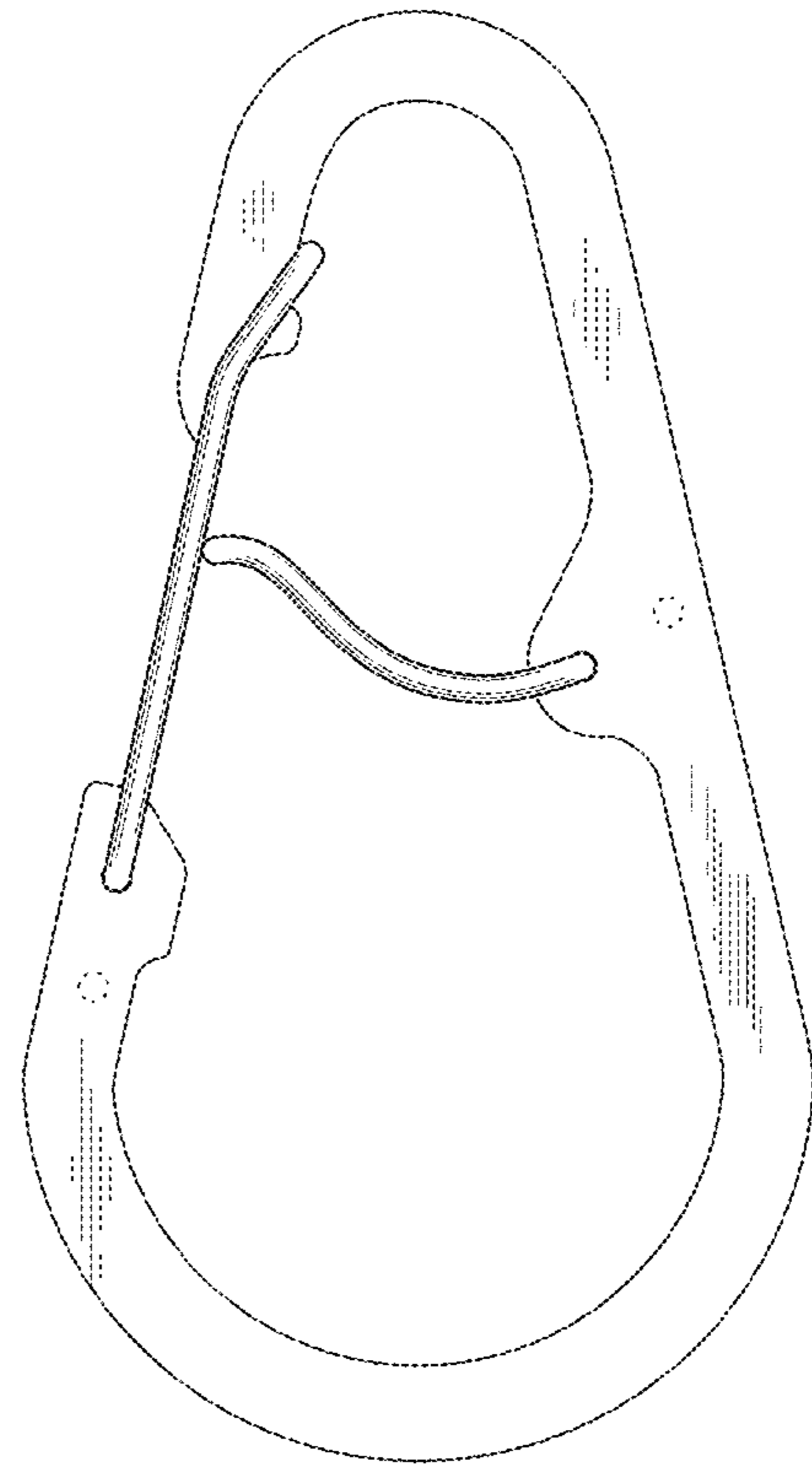


FIG. 10

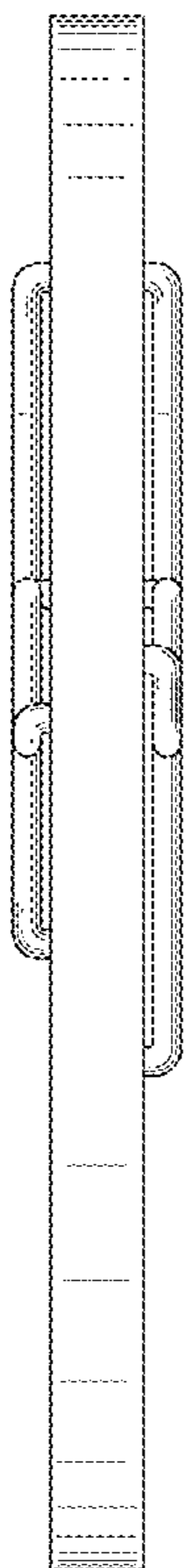


FIG. 13

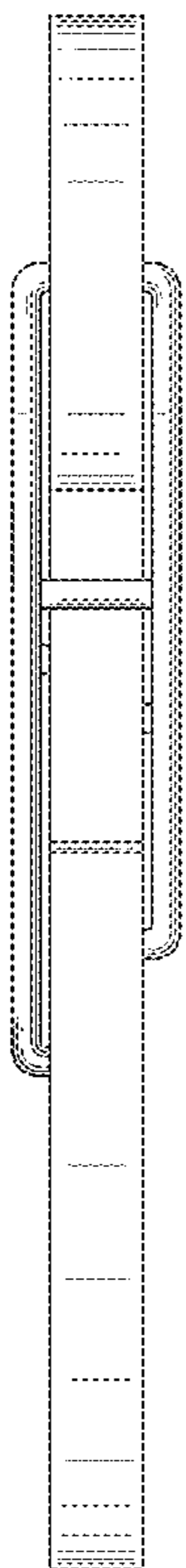


FIG. 14




FIG. 11




FIG. 12