

US00D954513S

(12) **United States Design Patent** (10) **Patent No.:** **US D954,513 S**
Mirfani (45) **Date of Patent:** **** Jun. 14, 2022**

(54) **CULINARY TOOL**
(71) Applicant: **Daniel Mirfani**, Abingdon (GB)
(72) Inventor: **Daniel Mirfani**, Abingdon (GB)
(**) Term: **15 Years**
(21) Appl. No.: **29/812,358**
(22) Filed: **Oct. 20, 2021**

D316,016 S 4/1991 Nix
D355,225 S * 2/1995 Arad D21/568
6,134,790 A * 10/2000 Watson A47G 21/02
30/295
D476,748 S * 7/2003 Nezirevic D25/112
D492,490 S * 7/2004 Chen D7/394
D677,183 S * 3/2013 Varga D10/71
D693,186 S 3/2013 Hollinger
D696,083 S 8/2013 Hollinger
D811,830 S * 3/2018 Khubani D7/696
D822,444 S 7/2018 McGuyer

(51) **LOC (13) Cl.** **07-03**
(52) **U.S. Cl.**
USPC **D7/650**; D7/649; D7/653
(58) **Field of Classification Search**
USPC D4/129; D7/368, 401.2, 642-664, 669,
D7/673-677, 683, 686-689, 691, 696;
D8/107, 300-301; D10/46.2, 71;
D21/568, 576, 606-609, 625-627;
D22/117-118; D25/112; D30/162
CPC ... A01D 9/02; A01D 9/04; A01D 9/06; A47G
21/00; A47G 21/004; A47G 21/005;
A47G 21/02; A47G 21/023; A47G 21/04;
A47G 21/06; A47G 21/08; A47G 21/181;
A47J 43/28; A47J 43/281; A47J 43/282;
A61F 13/10; A61J 7/0023; B25G 1/00;
B25G 1/01; B25G 1/02; B25G 3/00;
B65D 75/56; B65D 75/563; B65D
75/566; B67B 7/00; B67B 7/724; B67B
7/73

See application file for complete search history.

(56) **References Cited**

U.S. PATENT DOCUMENTS

D140,818 S * 4/1945 Klingelhofer 30/115
D149,920 S * 6/1948 Warner 294/99.2
D252,787 S * 9/1979 Jefferson D8/18
D269,129 S * 5/1983 Manfre D30/162
D314,722 S * 2/1991 Silver D10/46.2

OTHER PUBLICATIONS

Ann Clark Cookie Cutters Store, Foot. Date First Available on Amazon.com Apr. 6, 2017. <https://www.amazon.com/Ann-Clark-Cookie-Cutters-Sasquatch/dp/B074SX93W5/ref> (Year: 2017).*

* cited by examiner

Primary Examiner — Ricky Pham
(74) *Attorney, Agent, or Firm* — Cygnet IP Law, P.A.;
Stephen W. Aycock, II

(57) **CLAIM**

The ornamental design for a culinary tool, as shown and described.

DESCRIPTION

FIG. 1 is a front elevation view of a culinary tool showing my new design;
FIG. 2 is a rear elevation view thereof;
FIG. 3 is a first side perspective view thereof;
FIG. 4 is a second side perspective view thereof;
FIG. 5 is an enlarged bottom view of the distal end thereof; and,
FIG. 6 is an enlarged top view of the proximate end thereof.
The broken lines form no part of the claimed design.

1 Claim, 6 Drawing Sheets






FIG. 1




FIG. 2




FIG. 3




FIG. 4

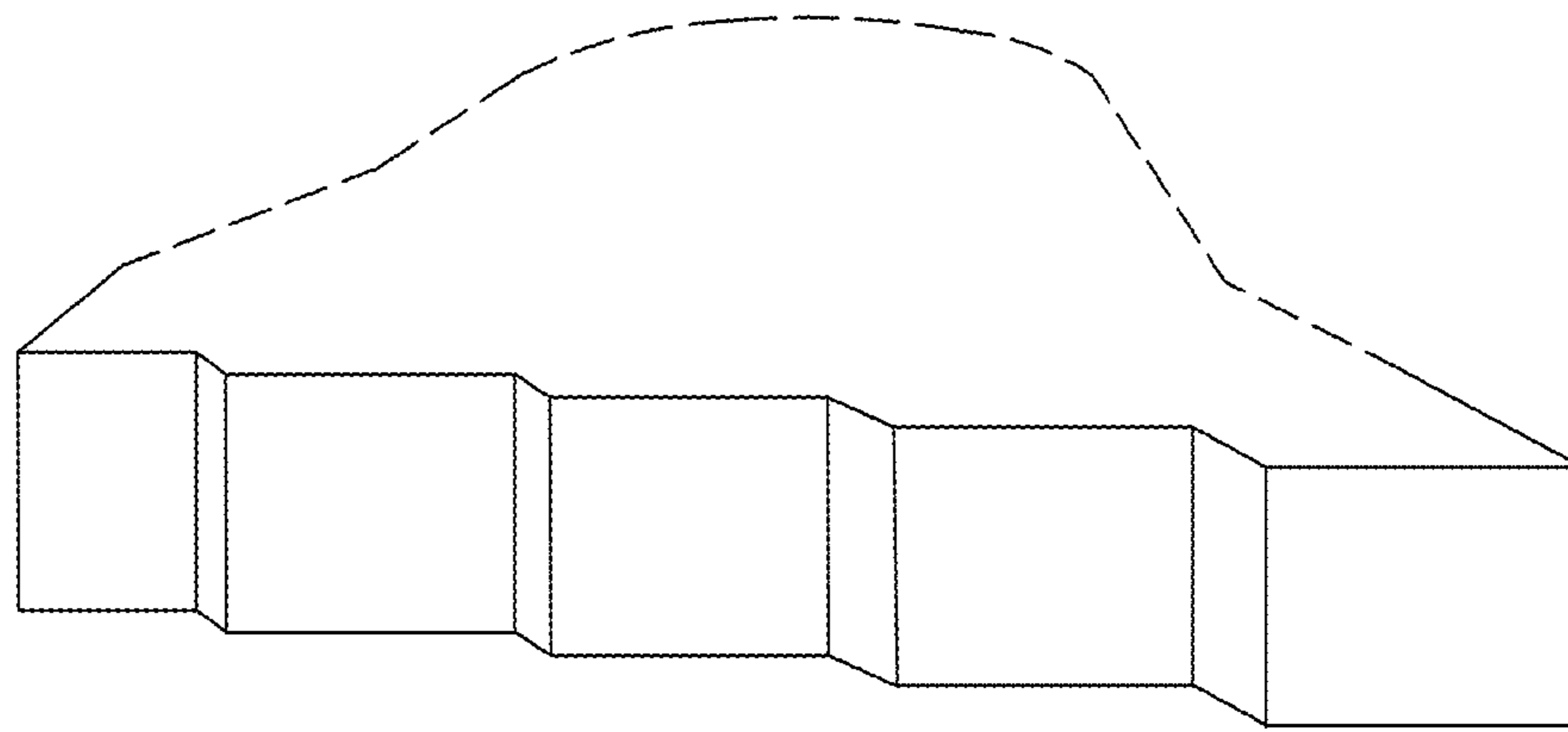


FIG. 5

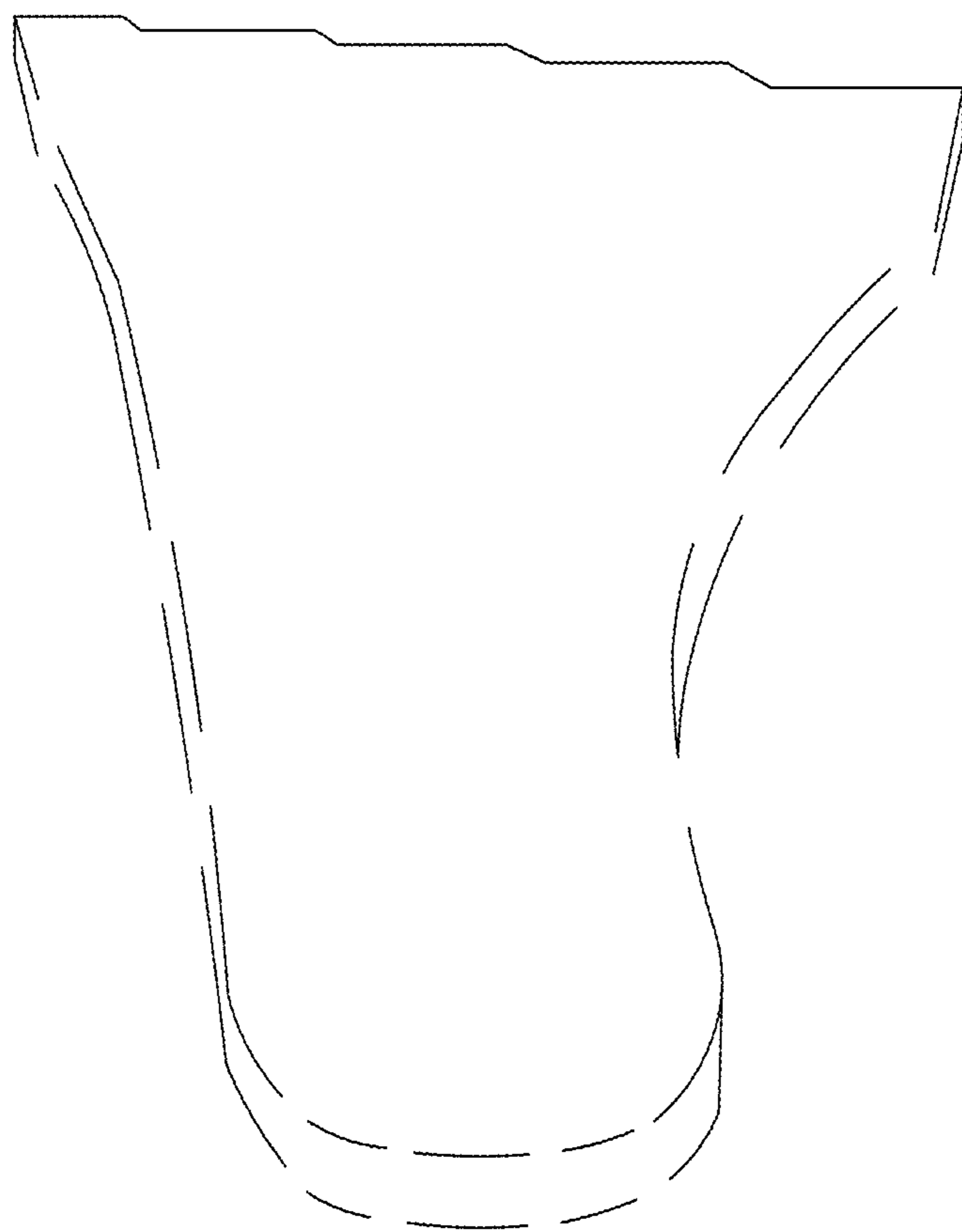


FIG. 6