



US00D954512S

(12) **United States Design Patent**
Huang

(10) **Patent No.:** **US D954,512 S**

(45) **Date of Patent:** **** Jun. 14, 2022**

(54) **COOKING KNIFE**

(71) Applicant: **Jiandong Huang**, Jieyang (CN)

(72) Inventor: **Jiandong Huang**, Jieyang (CN)

(**) Term: **15 Years**

(21) Appl. No.: **29/784,524**

(22) Filed: **May 20, 2021**

(51) **LOC (13) Cl.** **07-03**

(52) **U.S. Cl.**

USPC **D7/650**; D7/401.2; D7/649

(58) **Field of Classification Search**

USPC D7/393-395, 401.2, 642-652, 693,
D7/695-696; D8/93, 97-100, 107, 300,
D8/321, 209; D22/117-118

CPC A01B 1/20; A01B 1/22; A22C 25/006;
A47G 21/06; A47G 21/065; A61B
17/3211; A61B 17/3213; B21D 53/64;
B25G 1/102; B25G 3/36; B26B 1/00;
B26B 1/08; B26B 1/10; B26B 3/00;
B26B 3/02; B26B 3/03; B26B 3/04;
B26B 3/06; B26B 5/00; B26B 5/001;
B26B 5/007; B26B 7/00; B26B 7/005;
B26B 9/00; B26B 9/02; B26B 11/00;
B26B 11/006; B26B 17/00; B26B 17/006;
B26B 29/02; B24B 3/586

See application file for complete search history.

(56) **References Cited**

U.S. PATENT DOCUMENTS

1,388,547 A * 8/1921 Burns B26B 9/02
76/104.1
1,793,171 A * 2/1931 Grant B26B 9/02
30/355

D266,392 S * 10/1982 Hoffberger D7/650
D621,231 S * 8/2010 Sverdrup-Jensen D7/649
D694,590 S * 12/2013 Weber D7/649
D747,162 S * 1/2016 Furman D7/649
D770,840 S * 11/2016 Guger D7/650
D845,720 S * 4/2019 Furman D7/649
D851,465 S * 6/2019 Furman D7/649
2015/0143971 A1 * 5/2015 Hallberg B24B 3/586
83/854
2018/0311838 A1 11/2018 Lee
2019/0143545 A1 5/2019 Hagstrom

OTHER PUBLICATIONS

Sunnecko Serrated Bread Knife. Date First Available on Amazon.
com Dec. 22, 2020. <https://www.amazon.com/dp/B08R61PSJX/ref>
(Year: 2020).*

* cited by examiner

Primary Examiner — Ricky Pham

(57) **CLAIM**

The ornamental design for a cooking knife, as shown and
described.

DESCRIPTION

FIG. 1 is a perspective view of a cooking knife showing my
new design;

FIG. 2 is another perspective view thereof;

FIG. 3 is a front view thereof;

FIG. 4 is a rear view thereof;

FIG. 5 is a top view thereof;


FIG. 6 is a bottom view thereof;

FIG. 7 is a left side view thereof;

FIG. 8 is a right side view thereof; and,

FIG. 9 is an enlarged view of portion 9 shown in FIG. 7.

1 Claim, 9 Drawing Sheets



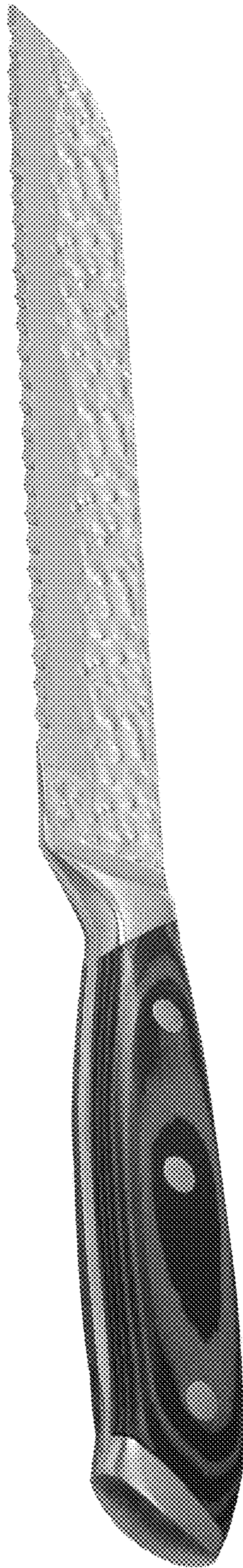


FIG. 1




FIG. 2




FIG. 3




FIG. 4




FIG. 5




FIG. 6




FIG. 7




FIG. 8




FIG. 9