



US00D954489S

(12) **United States Design Patent** (10) **Patent No.:** **US D954,489 S**
Dash et al. (45) **Date of Patent:** **** Jun. 14, 2022**

(54) **COOKING APPLIANCE**
(71) Applicant: **TSANN KUEN (ZHANGZHOU)**
ENTERPRISE CO., LTD., Fujian
(CN)
(72) Inventors: **Evan Dash**, New York, NY (US);
Wenyu Chang, Tainan (TW)
(73) Assignee: **TSANN KUEN (ZHANGZHOU)**
ENTERPRISE CO., LTD., Fujian
(CN)
(**) Term: **15 Years**
(21) Appl. No.: **29/711,061**
(22) Filed: **Oct. 28, 2019**

D405,312 S 2/1999 Hoare
D407,598 S 4/1999 Deni
D409,876 S 5/1999 Gruaz
D424,365 S 5/2000 To
D430,453 S 9/2000 Lin
D445,630 S 7/2001 Hsu
D446,679 S 8/2001 Lin
D450,977 S 11/2001 Lin
D453,658 S 2/2002 Brady
D473,417 S 4/2003 Martres
D509,704 S 9/2005 To
D522,798 S 6/2006 Wilgus
7,064,298 B2 6/2006 Li
D532,642 S 11/2006 Wilgus
D533,392 S 12/2006 Yeung
D550,025 S 9/2007 Chao
D570,157 S * 6/2008 De La Torre D7/410

(Continued)

Related U.S. Application Data

(62) Division of application No. 29/655,725, filed on Jul. 6, 2018, now Pat. No. Des. 864,649, which is a division of application No. 29/591,478, filed on Jan. 20, 2017, now Pat. No. Des. 823,633.

Primary Examiner — Ricky Pham

(74) *Attorney, Agent, or Firm* — Belles Katz LLC

(51) **LOC (13) Cl.** **07-02**
(52) **U.S. Cl.**
USPC **D7/352**

(57) **CLAIM**

We claim the ornamental design for a cooking appliance, as shown and described.

(58) **Field of Classification Search**
USPC D1/121, 127; D7/323, 328–330, 337,
D7/347, 352–364, 367, 402, 409–411
CPC . A21B 5/023; A47J 27/60; A47J 27/62; A47J
37/04; A47J 37/06; A47J 37/067; A47J
37/0605; A47J 37/0611; A47J 37/0623;
A47J 37/0629; A47J 37/0676; A47J
37/282; A47J 2037/06; A47J 2037/0611;
F24C 15/10; F24C 15/102; H05B 6/02;
H05B 6/062

DESCRIPTION

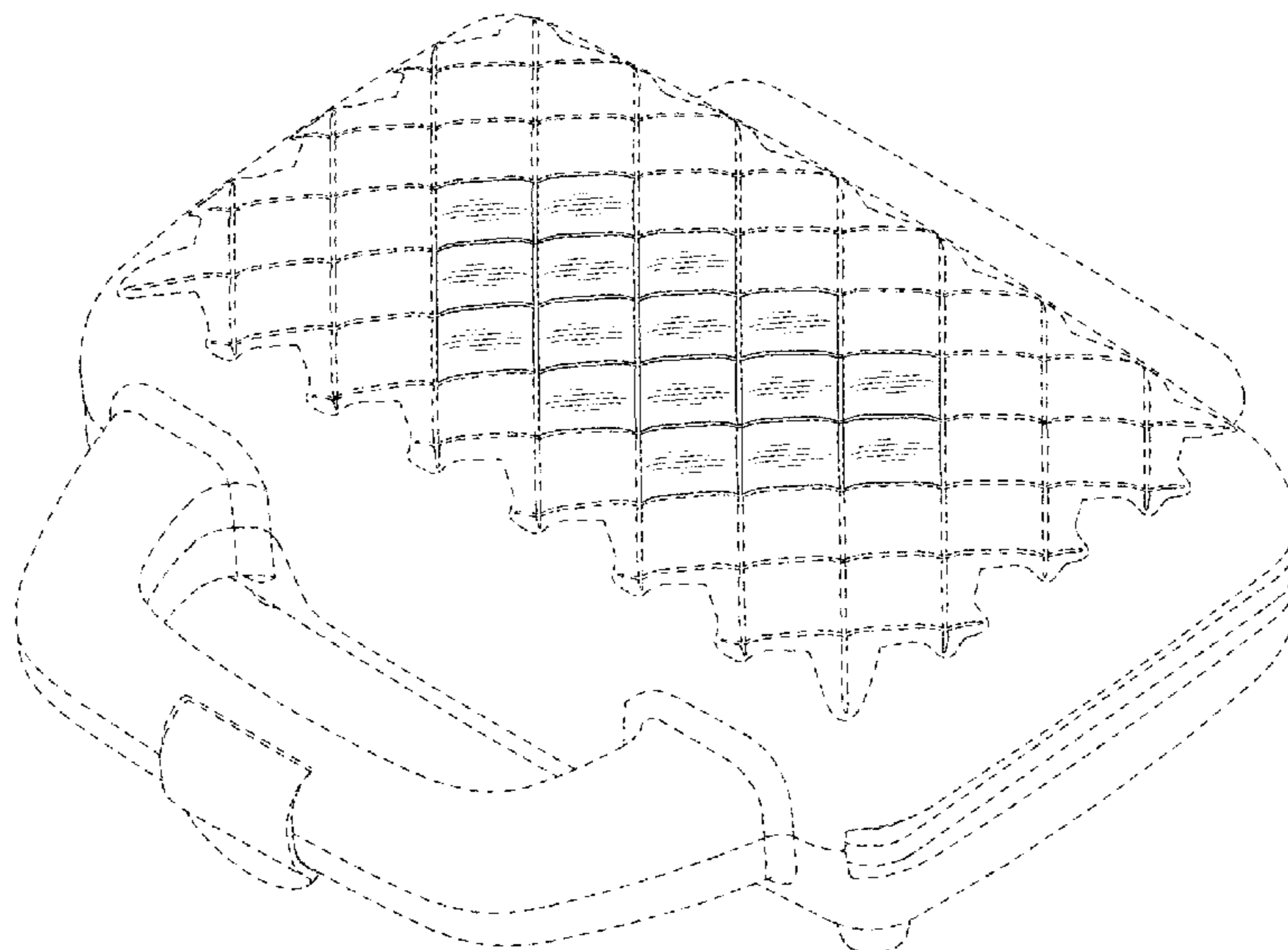
FIG. 1 is a front elevation view of a cooking appliance in accordance with the present invention;
FIG. 2 is a rear elevation view thereof;
FIG. 3 is a right side elevation view thereof;
FIG. 4 is a left side elevation view thereof;
FIG. 5 is a top plan view thereof;
FIG. 6 is a bottom plan view thereof; and,
FIG. 7 is a front top perspective view thereof.
The broken lines illustrate portions of the cooking appliance that form no part of the claimed design.

See application file for complete search history.

(56) **References Cited**
U.S. PATENT DOCUMENTS

1,950,734 A * 3/1934 Leaf A47J 43/282
426/95
D202,960 S * 11/1965 Carpenter D7/352

1 Claim, 7 Drawing Sheets



(56)

References Cited

U.S. PATENT DOCUMENTS

D657,609	S	4/2012	Lavy	
D657,991	S	4/2012	Kennedy	
D670,956	S	11/2012	Kokenis	
D689,323	S	9/2013	Endres	
D710,566	S *	8/2014	Tebow	D1/121
D750,416	S	3/2016	Meraz	
D755,010	S *	5/2016	Wu	D7/354
D772,525	S *	11/2016	Enoch	D1/127
D802,985	S	11/2017	Jozancy	
D823,633	S	7/2018	Dash	
D864,649	S *	10/2019	Dash	D7/352
2006/0272511	A1	12/2006	Dreimann	

* cited by examiner

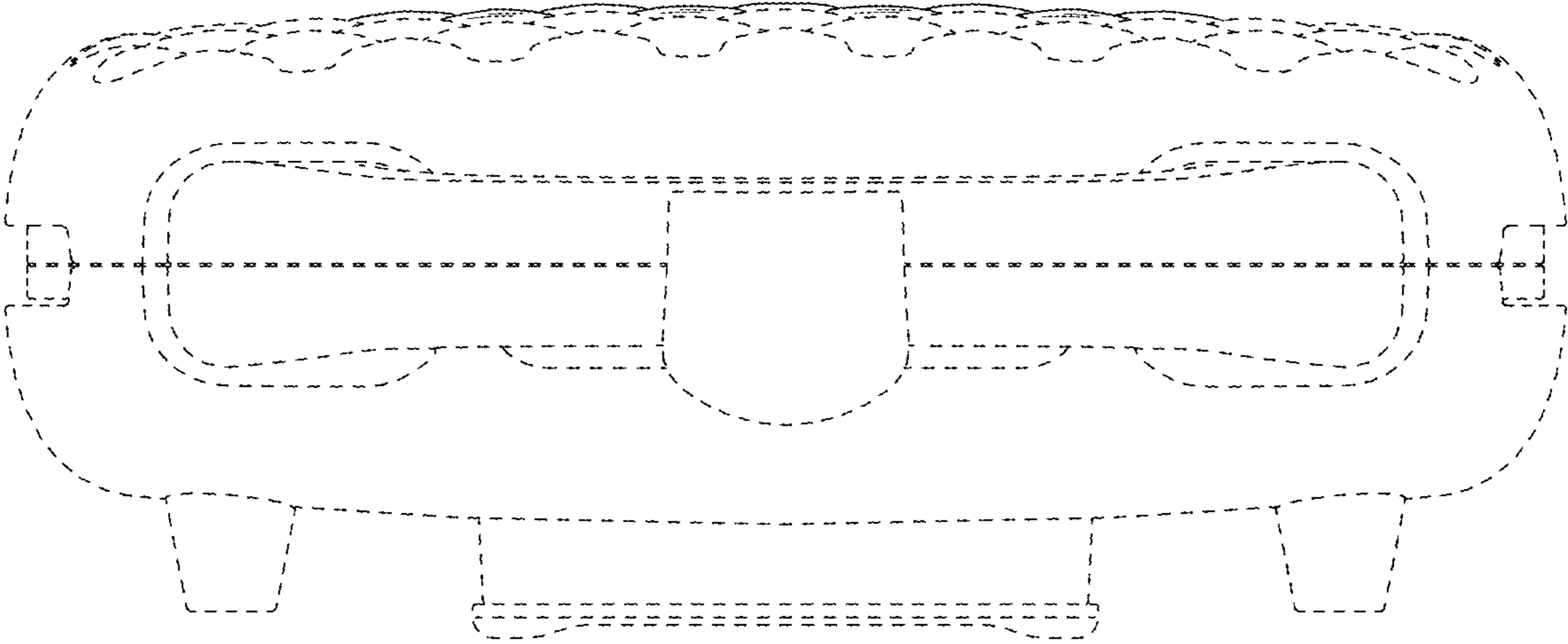


FIG. 1

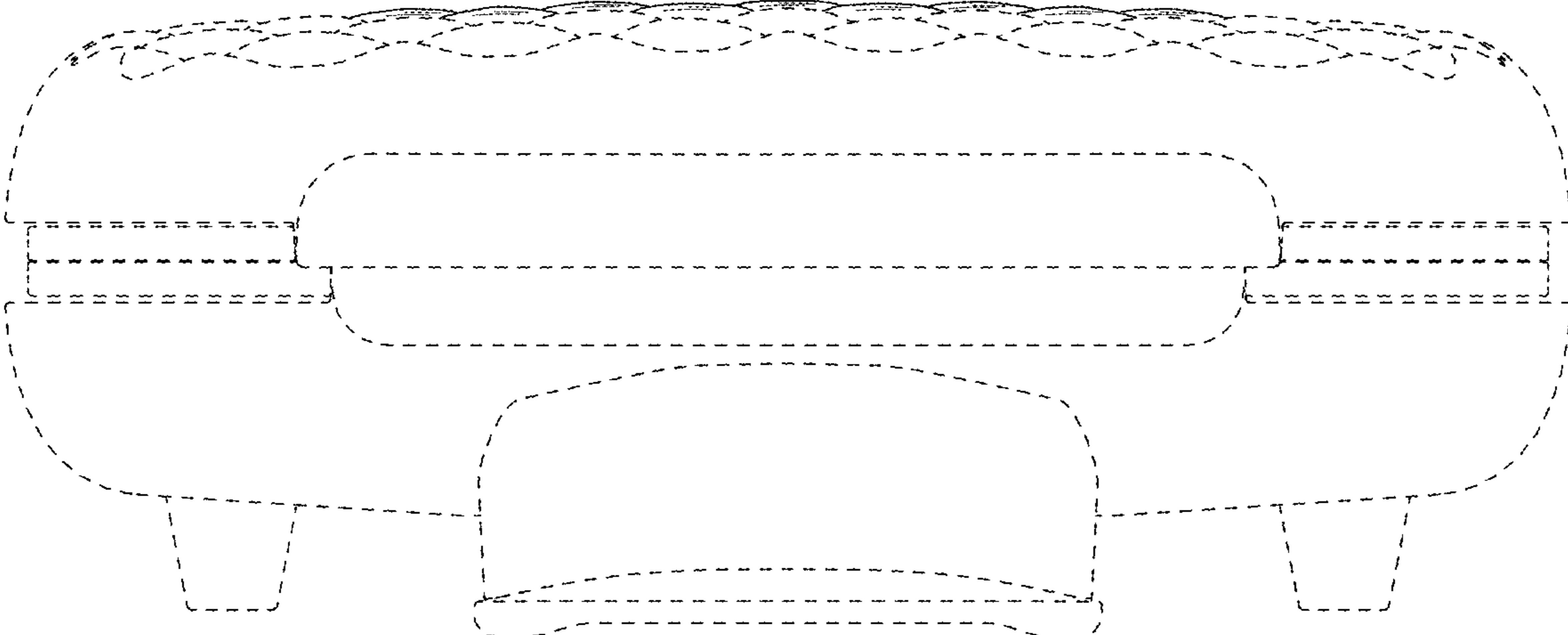


FIG. 2

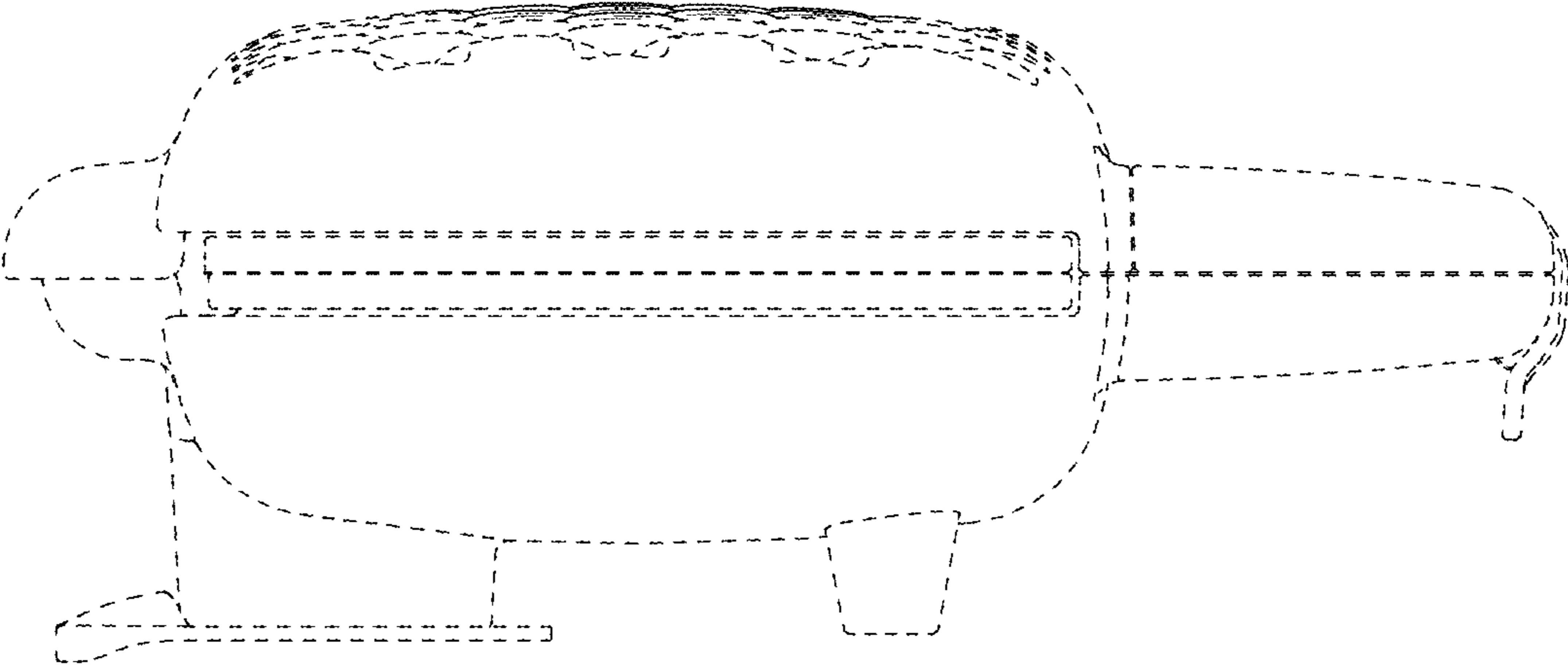


FIG. 3

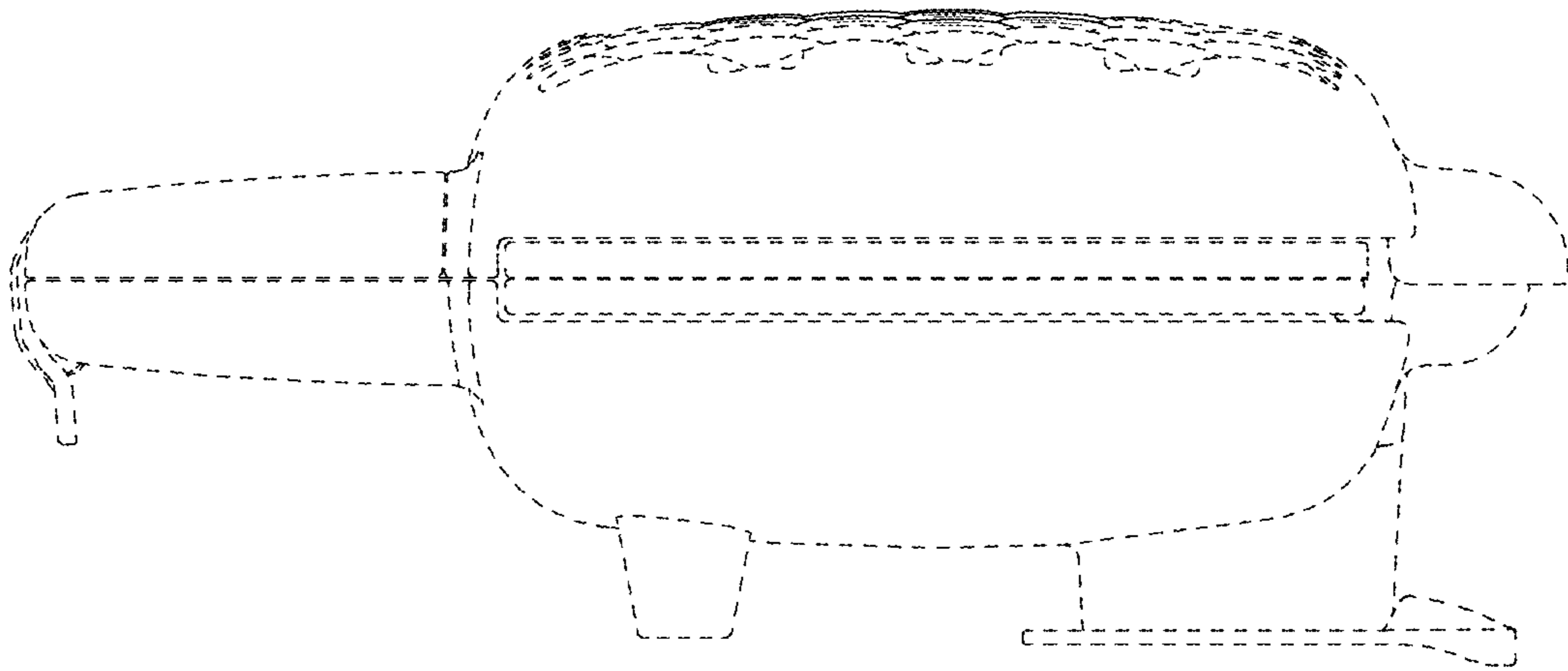


FIG. 4

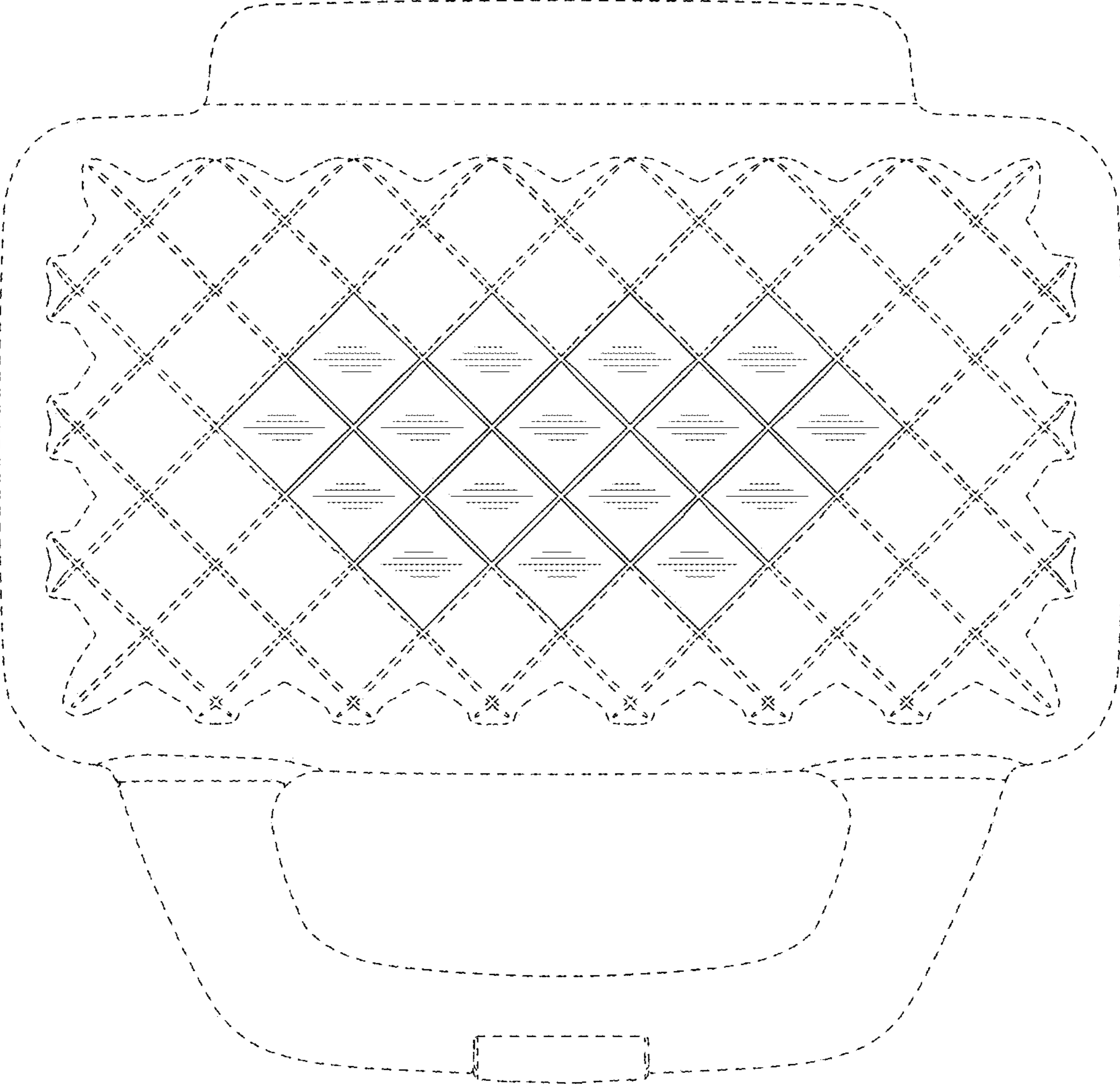


FIG. 5

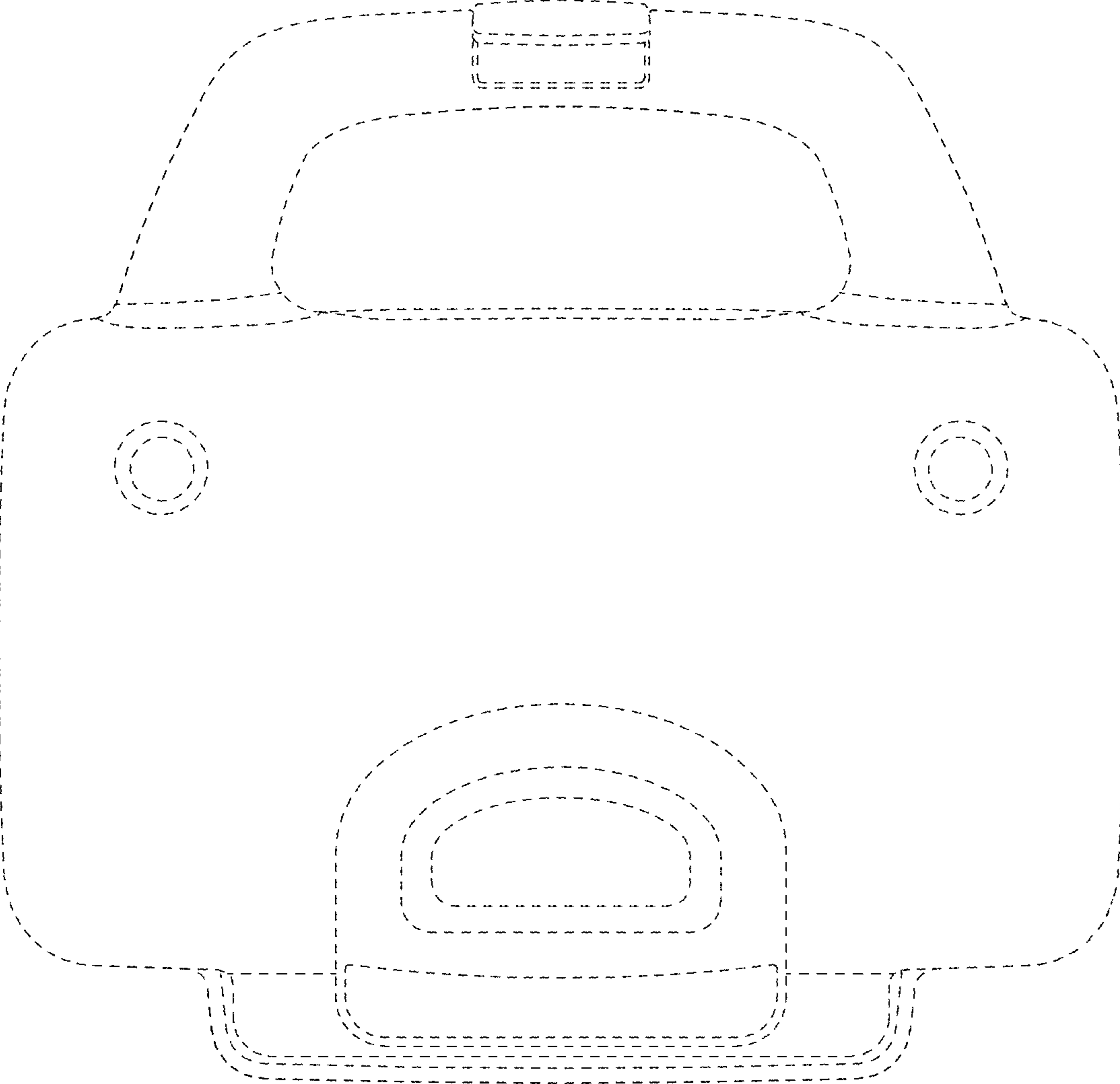


FIG. 6

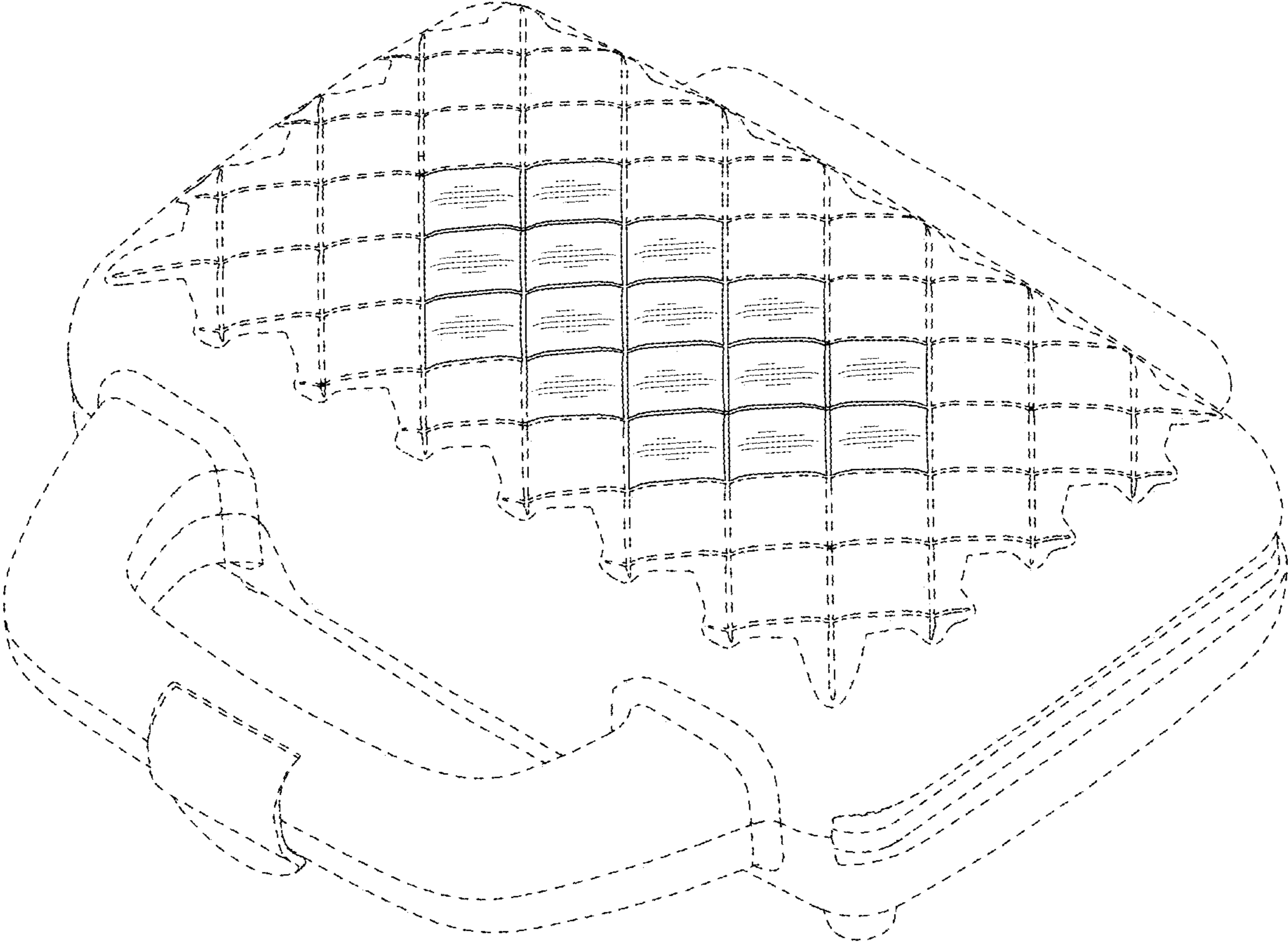


FIG. 7