



US00D954457S

(12) **United States Design Patent**
Huang

(10) **Patent No.:** **US D954,457 S**
(45) **Date of Patent:** **** Jun. 14, 2022**

(54) **CHAIR**

D925,956 S 7/2021 Lampela et al.
D925,958 S 7/2021 Van Faasen
D931,644 S * 9/2021 Li D6/375

(71) Applicant: **Fengming Huang**, Guangdong (CN)

(72) Inventor: **Fengming Huang**, Guangdong (CN)

(**) Term: **15 Years**

(21) Appl. No.: **29/801,491**

(22) Filed: **Jul. 29, 2021**

(51) **LOC (13) Cl.** **06-01**

(52) **U.S. Cl.**
USPC **D6/374**

(58) **Field of Classification Search**
USPC D6/372, 373, 374, 375, 380
CPC .. A47D 11/02; A47C 3/04; A47C 3/12; A47C
4/03; A47C 5/06; A47C 5/12; A47C
7/405; A47C 7/24

See application file for complete search history.

(56) **References Cited**

U.S. PATENT DOCUMENTS

D706,053 S *	6/2014	Schwamkrug	D6/374
D807,066 S *	1/2018	Vance	D6/334
D815,449 S *	4/2018	Hannoosh	D6/374
D876,116 S *	2/2020	Ji	D6/374
D890,541 S *	7/2020	Bray	D6/375
D891,805 S *	8/2020	Li	D6/374
D891,807 S *	8/2020	Li	D6/375
D895,995 S *	9/2020	Killinger	D6/374
D914,386 S *	3/2021	Li	D6/374
D914,387 S *	3/2021	Fratesi	D6/375
D920,704 S *	6/2021	Li	D6/375

OTHER PUBLICATIONS

“Green Upholstered Velvet Dining Chair” Feb. 25, 2021, homary.com, site visited Apr. 14, 2022 <https://www.homary.com/Iditem/green-upholstered-velvet-dining-chair-modern-arm-chair-in-gold-black-16740.html?currency=usd&language=en&gclid=EAIaIQobChMIj8fv0_aT9wIV_-3jBxIKA6mEAQYASABEgLQyPD_BwE&page=1> (Year: 2021).*
“Yaheetech Soft Living Room Arm Chair” Oct. 9, 2020, amazon.com, site visited Apr. 14, 2022 <https://www.amazon.co.uk/Yaheetech-Modern-Accent-Armchair-Upholstered/dp/B08HRYFG9R/ref=cm_cr_ar_p_d_product_top?ie=UTF8> (Year: 2020).*

* cited by examiner

Primary Examiner — Kevin K Rudzinski

Assistant Examiner — Paul D Bohannon


(57) **CLAIM**

The ornamental design for a chair, as shown and described.

DESCRIPTION

FIG. 1 is a front, left side perspective view of a chair showing my new design;
FIG. 2 is a front elevation view thereof;
FIG. 3 is a rear elevation view thereof;
FIG. 4 is a left side elevation view thereof;
FIG. 5 is a right side elevation view thereof;
FIG. 6 is a top plan view thereof; and,
FIG. 7 is a bottom plan view thereof.

1 Claim, 7 Drawing Sheets






FIG. 1




FIG. 2

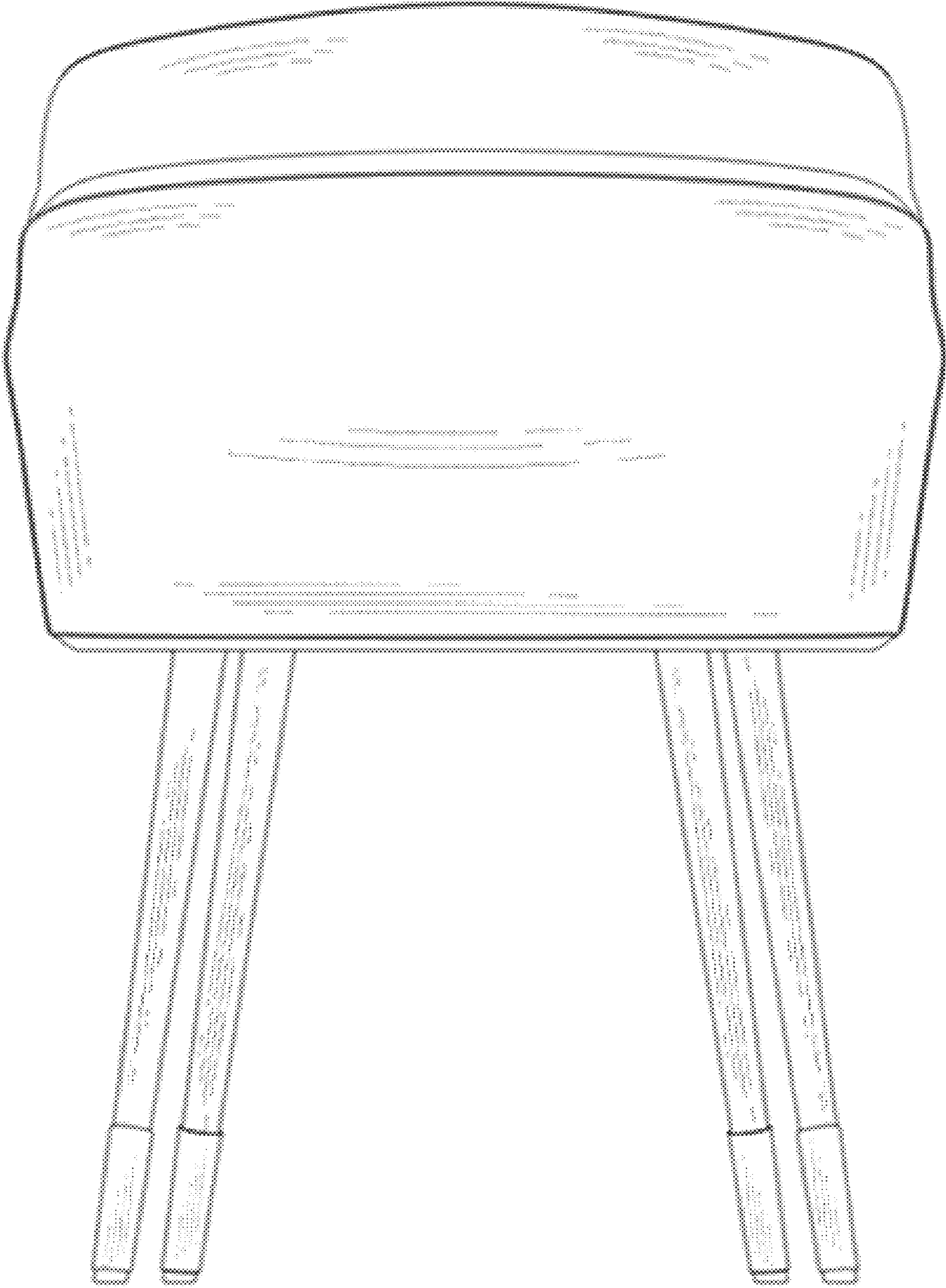


FIG. 3

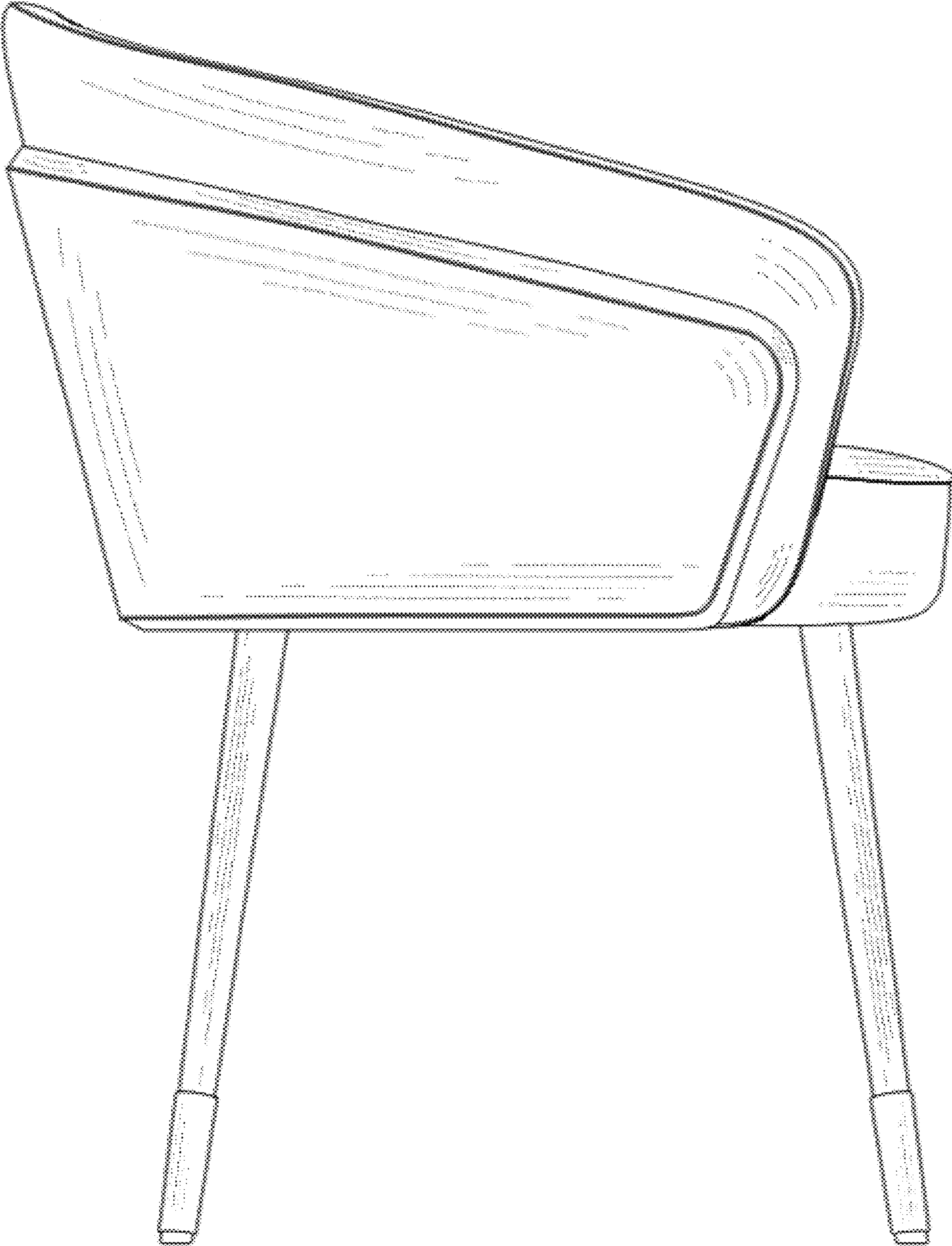


FIG.4

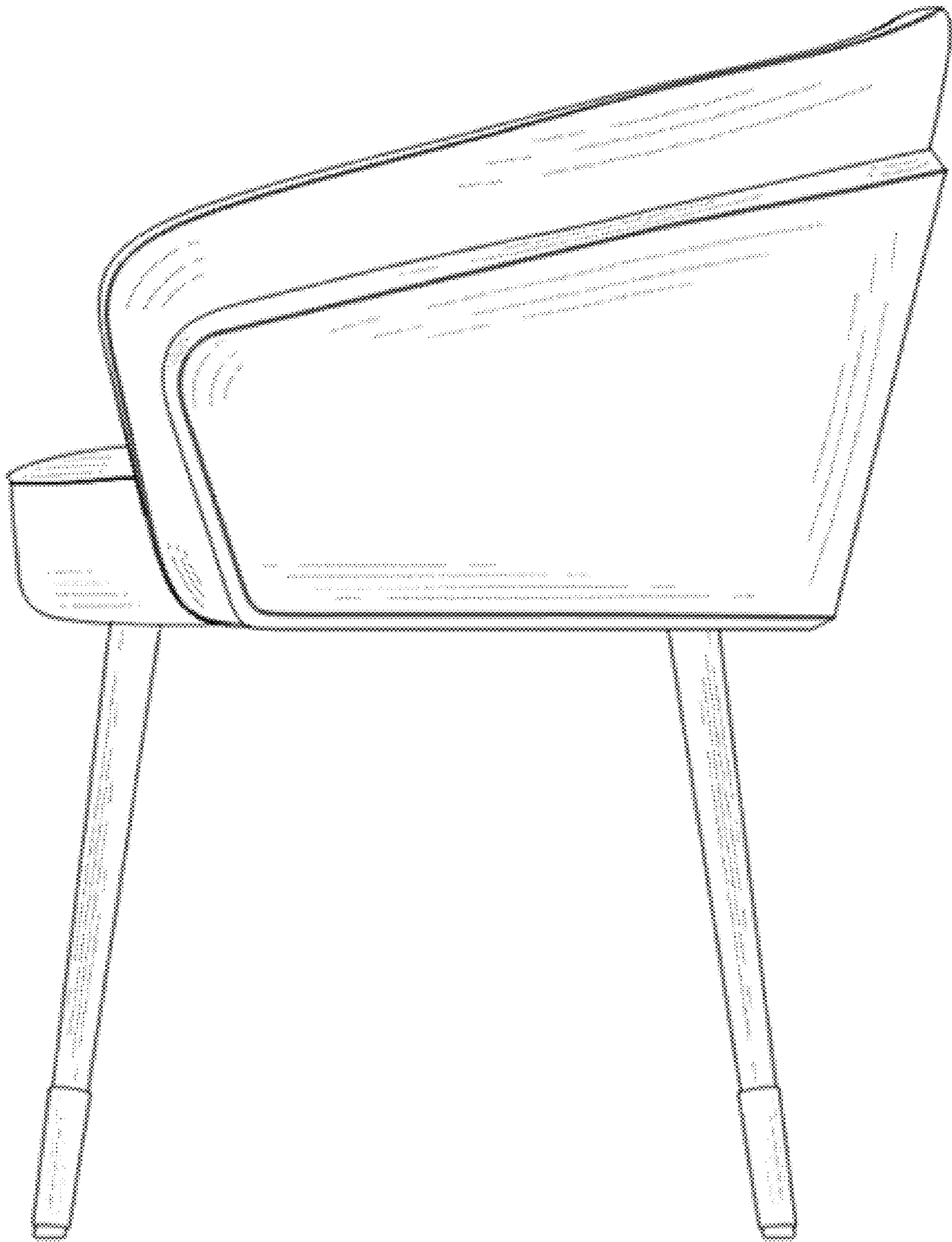


FIG.5

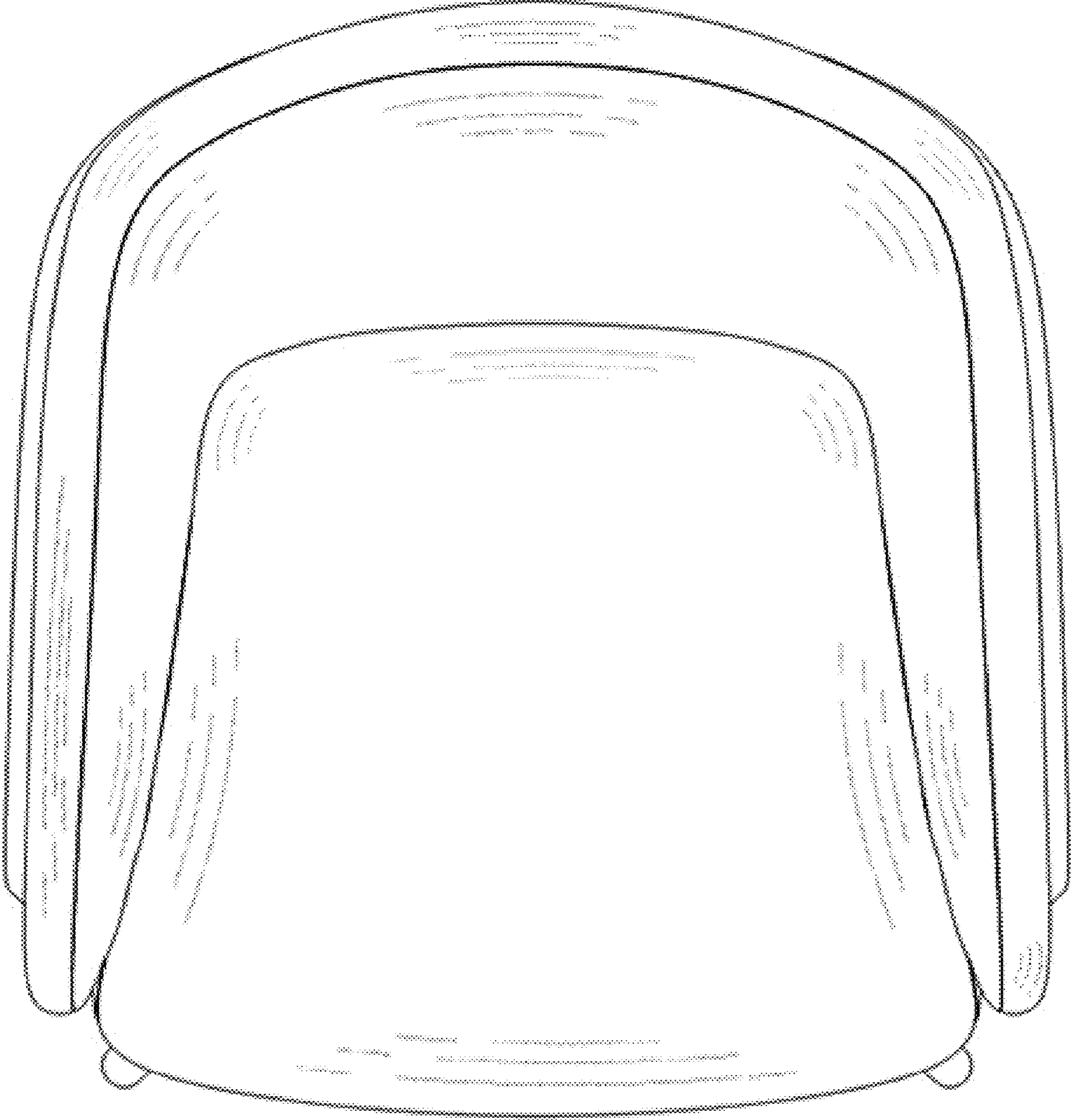


FIG.6




FIG.7