



US00D954455S

(12) **United States Design Patent** (10) **Patent No.:** **US D954,455 S**  
**Wu** (45) **Date of Patent:** **\*\* Jun. 14, 2022**

(54) **STADIUM SEAT**  
(71) Applicant: **Lili Wu**, Jiangxi (CN)  
(72) Inventor: **Lili Wu**, Jiangxi (CN)  
(\*\*) Term: **15 Years**  
(21) Appl. No.: **29/718,782**

D854,841 S \* 7/2019 Levin ..... D6/356  
D854,842 S \* 7/2019 Levin ..... D6/356  
D856,693 S \* 8/2019 Shlomay ..... D6/362  
D856,694 S \* 8/2019 Shlomay ..... D6/362  
D890,538 S \* 7/2020 Weldon ..... D6/368  
D891,135 S \* 7/2020 Chen ..... D6/362  
2005/0023875 A1 \* 2/2005 Sirjoo ..... A47C 3/16  
297/354.13  
2005/0274726 A1 \* 12/2005 Boggs ..... F25D 3/08  
220/592.03

(Continued)

(22) Filed: **Dec. 28, 2019**  
(51) **LOC (13) Cl.** ..... **06-01**  
(52) **U.S. Cl.**  
USPC ..... **D6/368**  
(58) **Field of Classification Search**  
USPC ..... D6/366, 368, 374, 380, 339, 716.4, 356;  
D25/64  
CPC .... A47C 3/04; A47C 4/24; A47C 4/28; A47C  
4/38; A47C 7/282; H01J 49/42; H01J  
49/063; H01J 49/4215; H01J 49/4255;  
Y10T 403/7171; Y10T 403/7194; A47B  
83/02; A47D 1/004; A47D 1/0081; A47D  
1/002; A47D 1/0085  
See application file for complete search history.

**OTHER PUBLICATIONS**

“Ultra-Padded Stadium Chair—18"W × 14"D × 18"H—Yellow”  
Jan. 9, 2019, overstock.com, site visited Nov. 10, 2021 <<https://www.overstock.com/Home-Garden/Game-Day-Seats-Ultra-padded-Stadium-Chair/11975454/product.html?opre=1&option=38718984#reviewRegion>> (Year: 2019).\*

*Primary Examiner* — Kevin K Rudzinski  
*Assistant Examiner* — Paul D Bohannon

(57) **CLAIM**

I claim the ornamental design for a stadium seat, as shown and described.

(56) **References Cited**


**DESCRIPTION**

**U.S. PATENT DOCUMENTS**

D281,936 S \* 12/1985 Kennedy ..... D6/362  
D282,028 S \* 1/1986 Kennedy ..... D6/362  
D372,804 S \* 8/1996 McNamara ..... D6/368  
D391,086 S \* 2/1998 Catchings ..... D6/356  
D412,251 S \* 7/1999 Tseng ..... D6/368  
D421,191 S \* 2/2000 Rand ..... D6/368  
6,116,676 A \* 9/2000 Edwards ..... B60N 2/3011  
296/64  
D468,548 S \* 1/2003 Head, Jr. .... D6/368  
D495,511 S \* 9/2004 Dingess ..... D6/368  
6,981,741 B2 \* 1/2006 Sirjoo ..... A47C 3/16  
297/354.12  
D771,400 S \* 11/2016 DoVale ..... D6/368  
D802,317 S \* 11/2017 Head, Jr. .... D6/368  
D814,820 S \* 4/2018 Meoli, Jr. .... D6/368  
D849,437 S \* 5/2019 Yang ..... D6/368

FIG. 1 is a front elevational view of a stadium seat showing my new design;  
FIG. 2 is a rear elevational view thereof;  
FIG. 3 is a left side elevational view thereof;  
FIG. 4 is a right side elevational view thereof;  
FIG. 5 is a top plan view thereof;  
FIG. 6 is a bottom plan view thereof; and,  
FIG. 7 is a perspective view thereof.  
The dash-dash lines shown on the front surface of the backrest represent stitching and form part of the claimed design. The additional broken lines shown in the drawings are for the purpose of illustrating portions of the article and form no part of the claimed design.

**1 Claim, 7 Drawing Sheets**



(56)

**References Cited**

U.S. PATENT DOCUMENTS

2007/0236055 A1\* 10/2007 Gausman ..... A47C 1/146  
297/129  
2009/0085386 A1\* 4/2009 McCoy ..... A47C 3/029  
297/258.1  
2009/0212614 A1\* 8/2009 Isaac ..... A47C 4/283  
297/252  
2010/0102613 A1\* 4/2010 Labuwy ..... B60N 2/682  
297/354.12  
2016/0066694 A1\* 3/2016 Blakeney ..... A47C 7/425  
297/228.13  
2019/0231074 A1\* 8/2019 Grace ..... A47C 4/28  
2020/0054139 A1\* 2/2020 Morley, Jr. .... A47C 4/22

\* cited by examiner

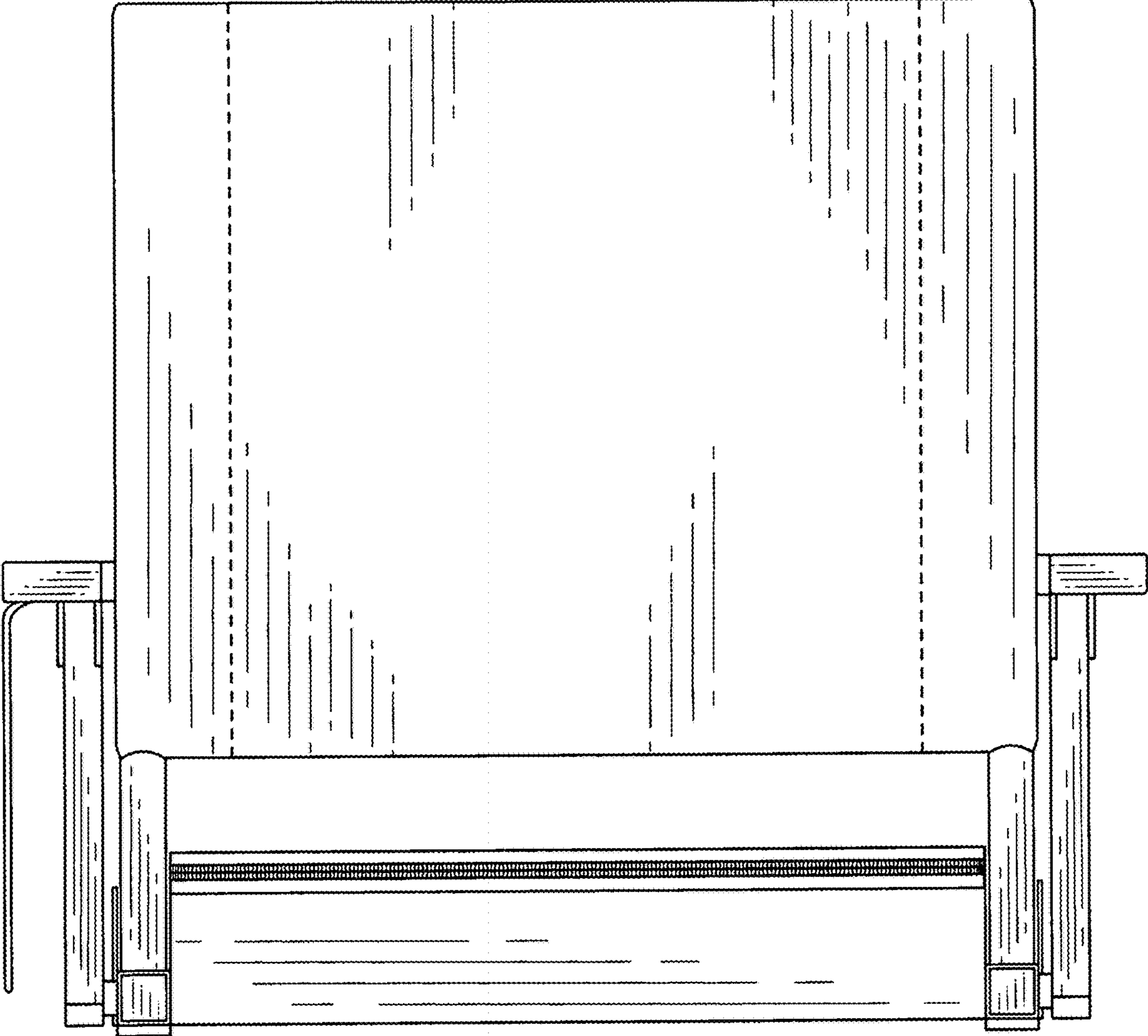


FIG. 1

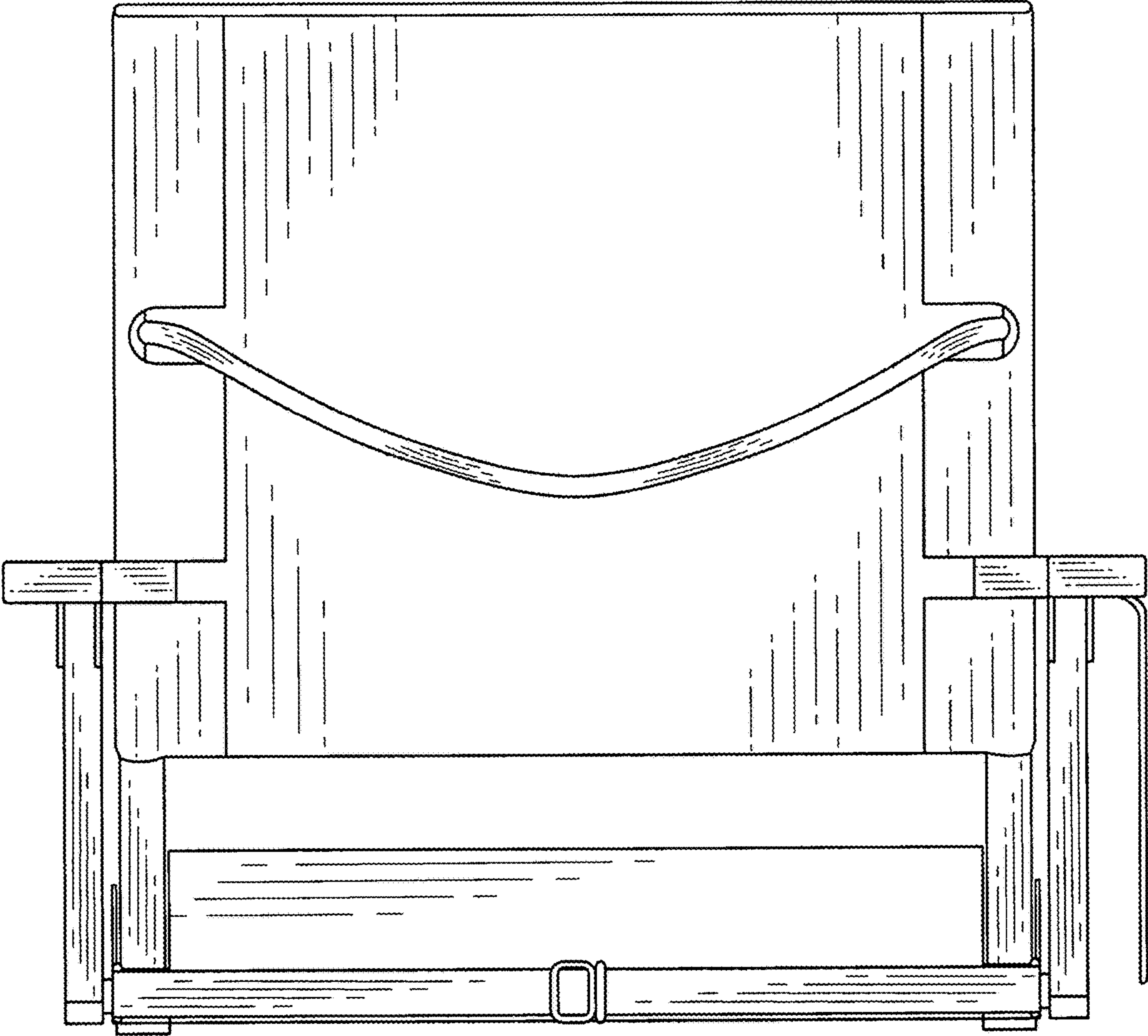


FIG. 2



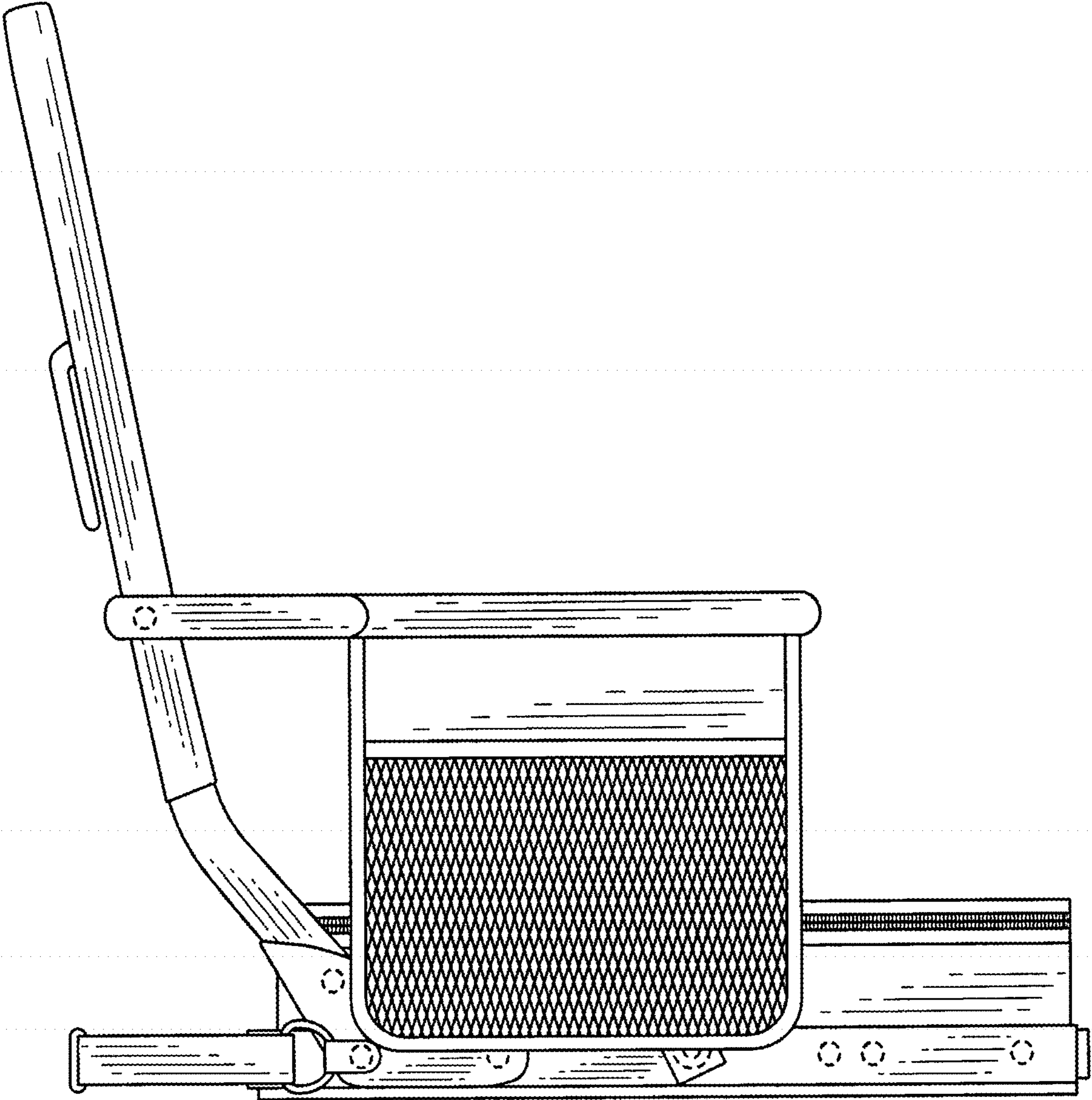


FIG. 3

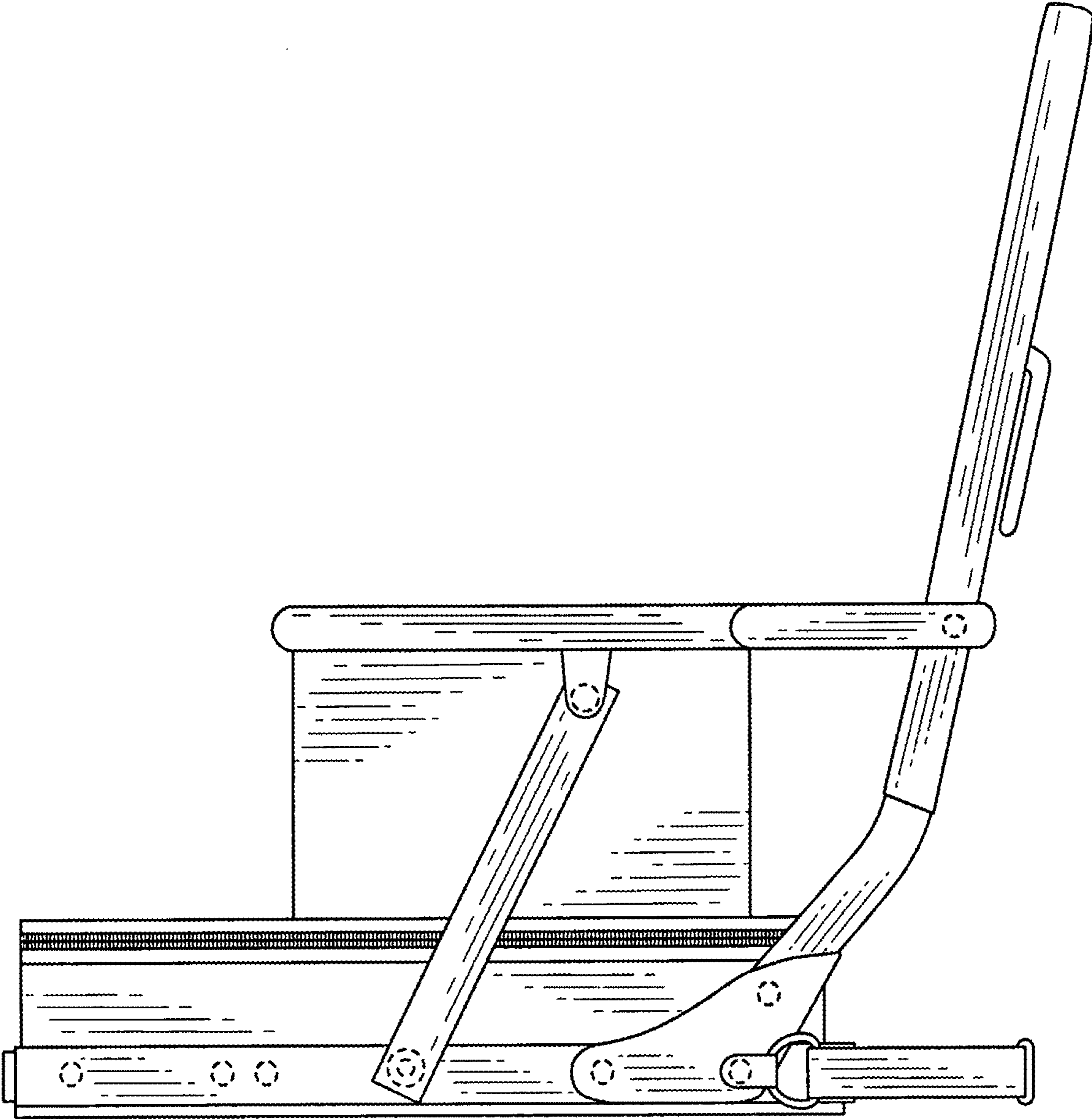


FIG. 4

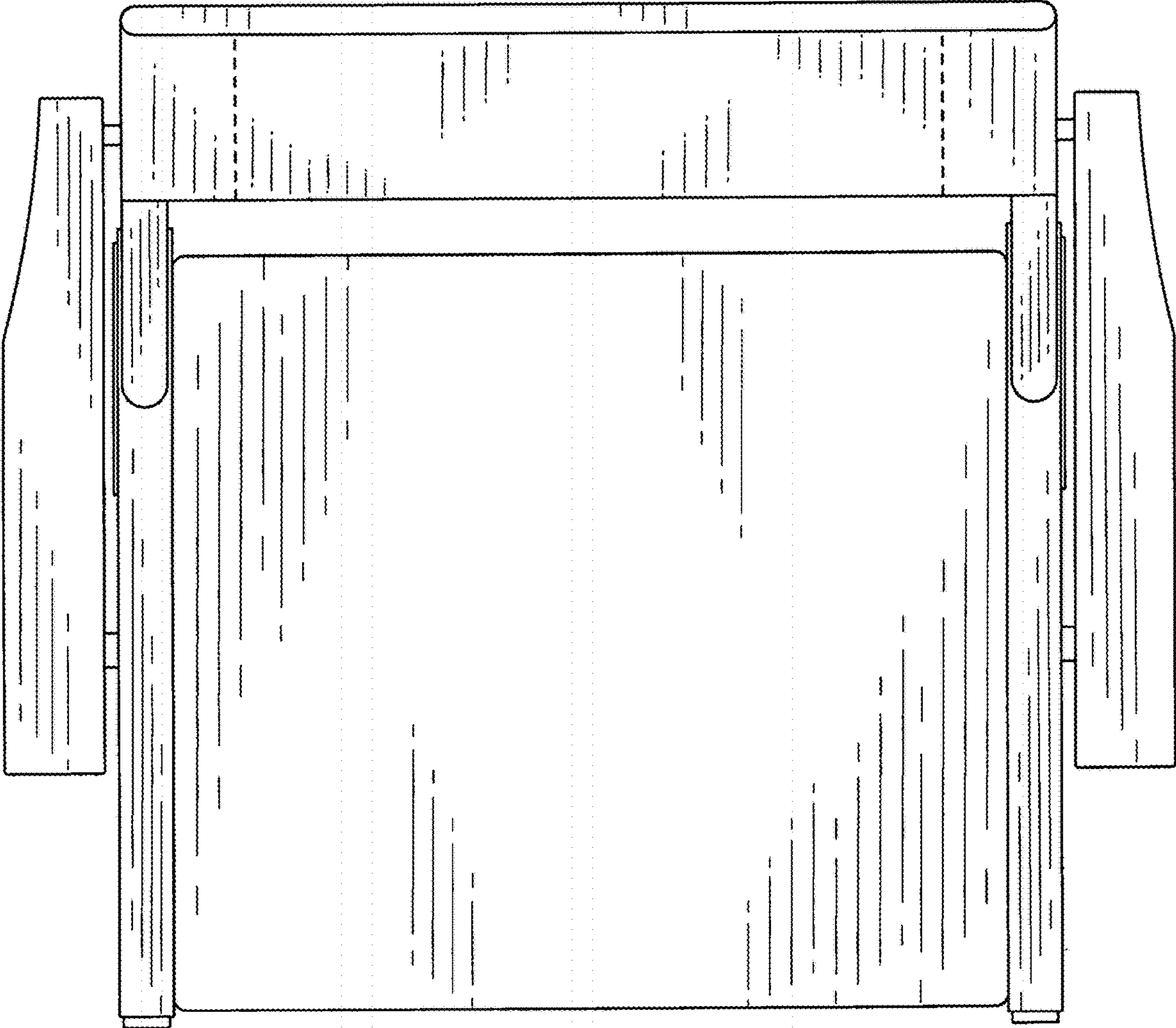


FIG. 5

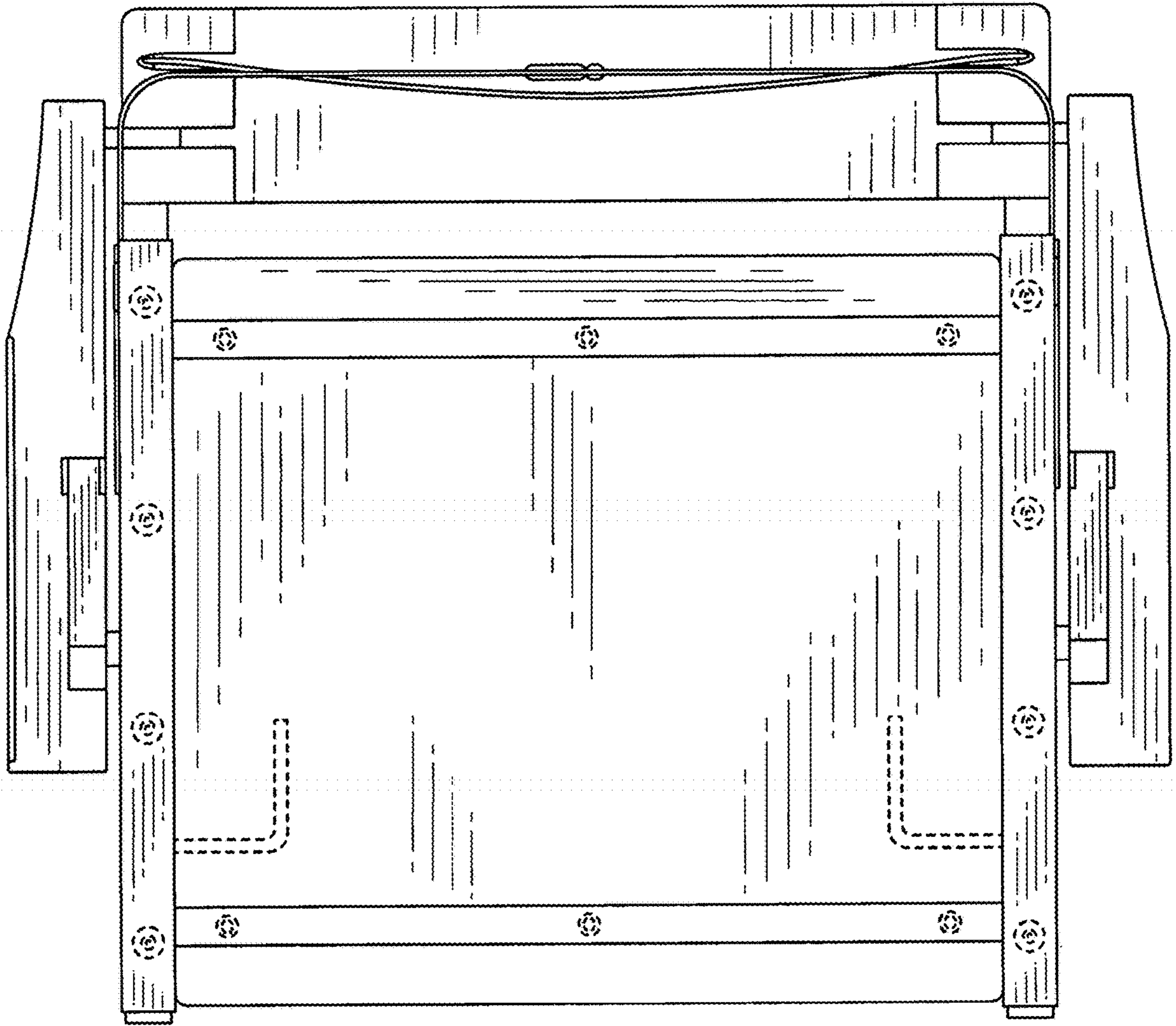


FIG. 6






FIG. 7