



US00D954454S

(12) **United States Design Patent**  
**Sætter-Lassen et al.**

(10) **Patent No.:** **US D954,454 S**  
(45) **Date of Patent:** **\*\* Jun. 14, 2022**

(54) **MIRROR**  
(71) Applicant: **Menu A/S**, Nordhavn (DK)  
(72) Inventors: **Mads Sætter-Lassen**, Copenhagen K (DK); **Emil Krøyer**, Copenhagen K (DK)  
(\*\*) Term: **15 Years**  
(21) Appl. No.: **29/810,441**  
(22) Filed: **Oct. 5, 2021**

6,305,809 B1 \* 10/2001 Zadro ..... G02B 5/10  
359/872  
D459,094 S \* 6/2002 Stone ..... D6/309  
D495,709 S \* 9/2004 Walker ..... D14/375  
D657,425 S \* 4/2012 Podd ..... D20/43  
D665,030 S \* 8/2012 Podd ..... D20/42  
D711,874 S \* 8/2014 Cope ..... D6/309  
D719,747 S \* 12/2014 Mischel, Jr. .... D6/309  
D736,993 S \* 8/2015 Wang ..... D26/124  
D737,580 S \* 9/2015 Tsai ..... D6/309

(Continued)

**Related U.S. Application Data**

(62) Division of application No. 35/509,760, filed on Jan. 13, 2020 (U.S. filing date under 35 U.S.C. 384), and having an international filing date of Jan. 13, 2020, now Pat. No. Des. 935,817.

**Foreign Application Priority Data**

Jan. 13, 2020 (WO) ..... WIPO91039

(51) **LOC (13) Cl.** ..... **06-07**

(52) **U.S. Cl.**  
USPC ..... **D6/309**

**Field of Classification Search**

USPC ..... D6/300, 302, 309, 310, 312, 313  
CPC ..... A47G 1/02; A47G 1/04; A47G 1/0605;  
A47G 1/0638; A47G 2001/0672; A47G  
2001/0666; A47G 1/08

See application file for complete search history.

(56) **References Cited**

**U.S. PATENT DOCUMENTS**

872,673 A \* 12/1907 Nock ..... A47G 1/06  
40/790  
976,587 A \* 11/1910 McNair ..... F21S 6/002  
362/142  
1,621,727 A \* 3/1927 Johnson ..... A47G 1/06  
40/790  
D278,558 S \* 4/1985 Shenken ..... D6/309

**OTHER PUBLICATIONS**

Collections, posted at nordish.ch, posted on Feb. 5, 2022, site visited Mar. 26, 2022. online, available from internet: <https://tineye.com/search/78a1e78a14b0789bd6d5e481646a915daa86f313?sort=score&order=desc&page=1> (Year: 2022).\*

*Primary Examiner* — Catherine Ho

(74) *Attorney, Agent, or Firm* — McAndrews, Held & Malloy, Ltd.

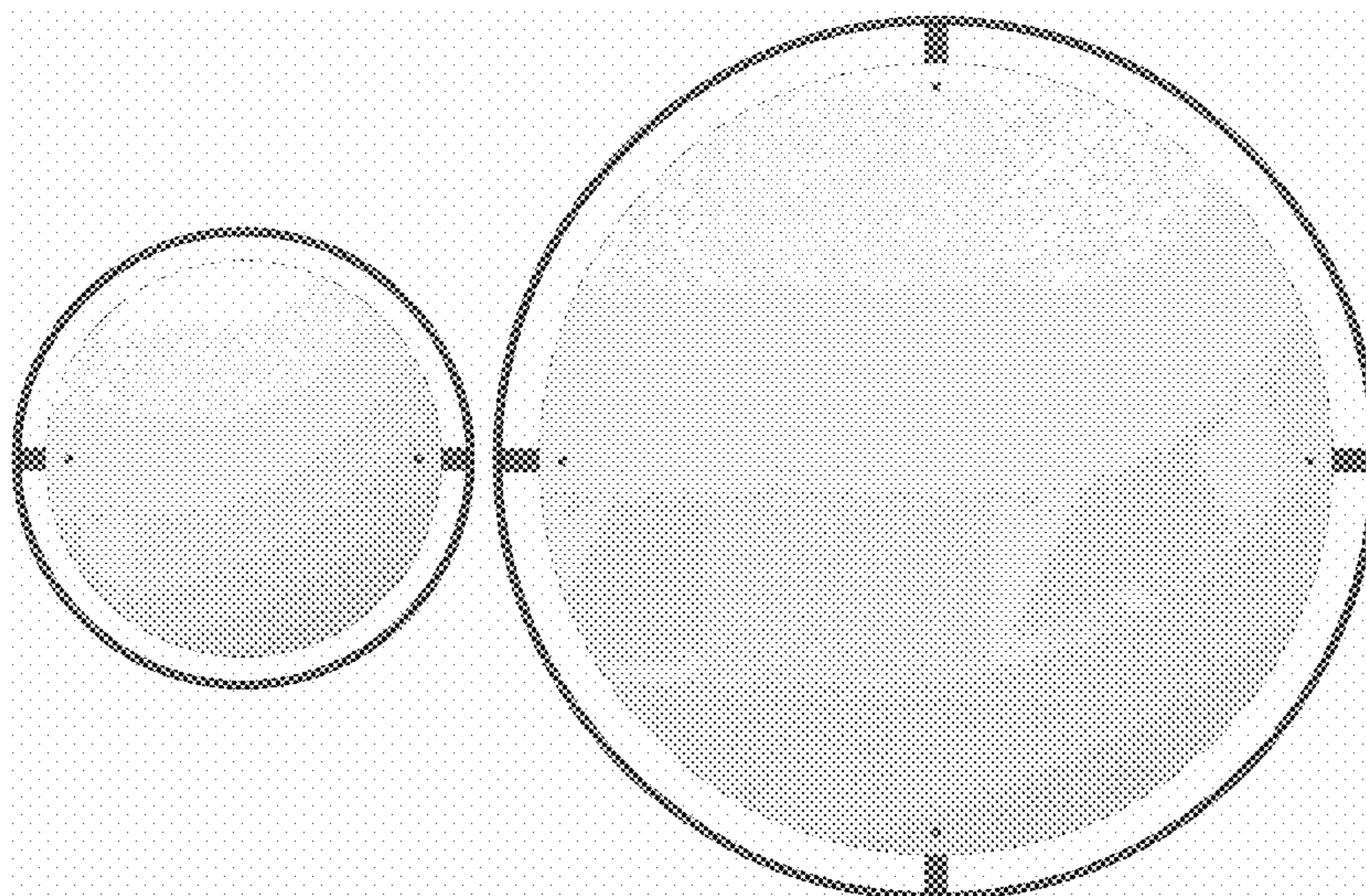
(57) **CLAIM**

The ornamental design for a mirror, as shown and described.

**DESCRIPTION**

FIG. 1 is a front perspective view of a mirror showing our new design according to a first embodiment;  
FIG. 2 is a rear view thereof;  
FIG. 3 is a bottom plan view thereof;  
FIG. 4 is a front view thereof;  
FIG. 5 is a top plan view thereof;  
FIG. 6 is a front perspective view of a mirror showing our new design according to a second embodiment;  
FIG. 7 is a rear view thereof;  
FIG. 8 is a top plan view thereof;  
FIG. 9 is a front view thereof; and,  
FIG. 10 is a bottom plan view thereof.

**1 Claim, 10 Drawing Sheets**



(56)

**References Cited**

U.S. PATENT DOCUMENTS

D738,118	S	*	9/2015	Gyanendra	.....	D23/370
D776,761	S	*	1/2017	Zenoff	.....	D20/42
D776,762	S	*	1/2017	Zenoff	.....	D20/42
D790,867	S	*	7/2017	Garcia	.....	D6/309
D794,766	S	*	8/2017	Patton	.....	D6/309
D804,831	S	*	12/2017	Neri	.....	D6/321
D808,565	S	*	1/2018	Ambrozus	.....	D26/74
D809,804	S	*	2/2018	Tai	.....	D5/99
D816,500	S	*	5/2018	Torrison	.....	D9/454
D899,107	S	*	10/2020	Luo	.....	D6/309
D905,449	S	*	12/2020	Yang	.....	D6/310
D925,929	S	*	7/2021	Park	.....	D6/310
D925,930	S	*	7/2021	Park	.....	D6/309
D927,602	S	*	8/2021	Colvin	.....	D21/362
D933,975	S	*	10/2021	Sætter-Lassen	.....	D6/313
D935,199	S	*	11/2021	Wang	.....	D6/309
D940,473	S	*	1/2022	Chen	.....	D6/312
2009/0250586	A1	*	10/2009	Mischel, Jr.	.....	A47G 1/0655 248/490

\* cited by examiner

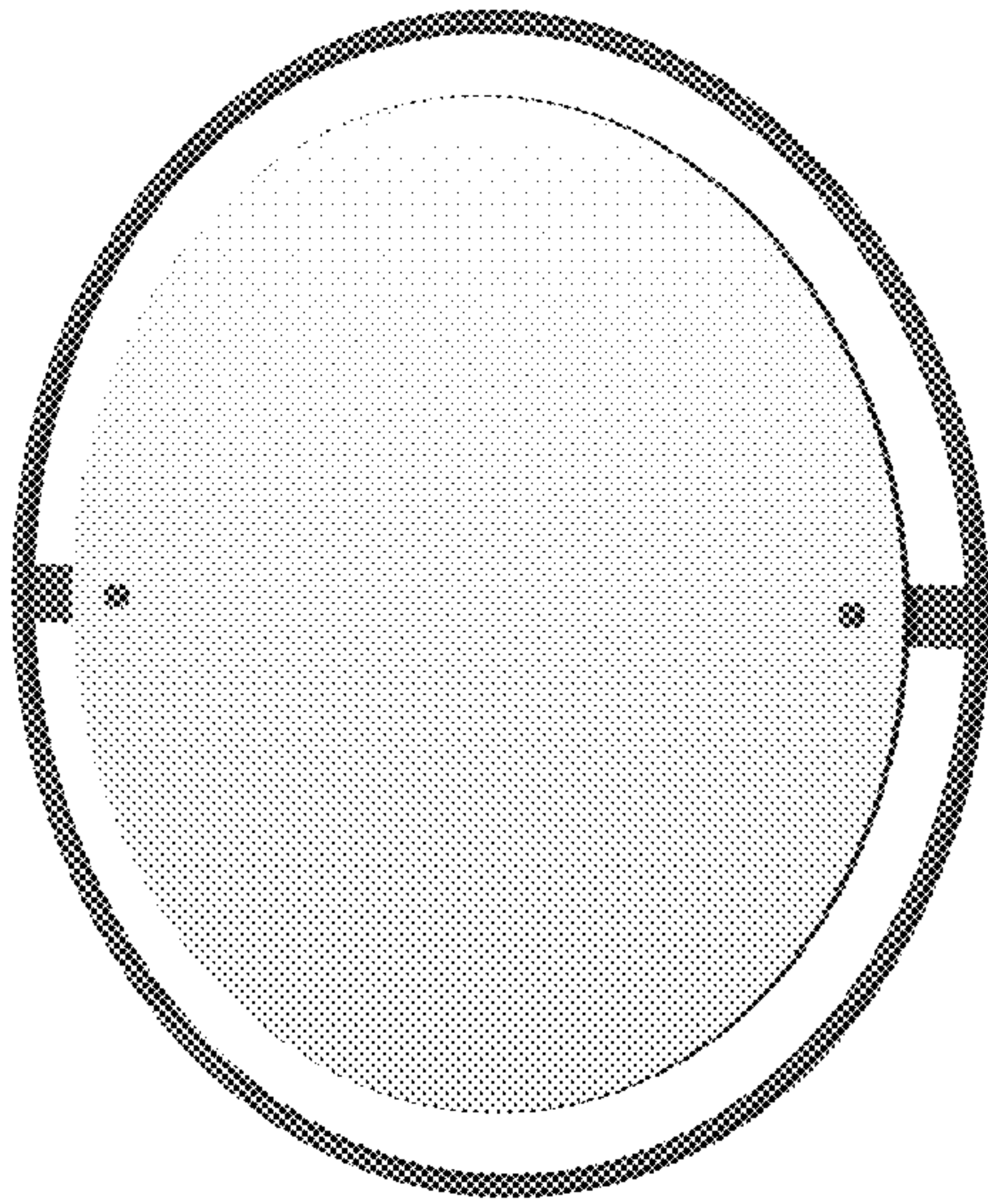


Fig. 1




Fig. 2





**Fig. 3**




Fig. 4



**Fig. 5**




Fig. 6






Fig. 7



Fig. 8






Fig. 9



**Fig. 10**