



US00D954446S

(12) **United States Design Patent**
Zhang

(10) **Patent No.:** **US D954,446 S**
(45) **Date of Patent:** **** Jun. 14, 2022**

(54) **BRUSH**
(71) Applicant: **Siduo Zhang**, Guangdong (CN)
(72) Inventor: **Siduo Zhang**, Guangdong (CN)

(73) Assignee: **GUANGZHOU BAOMEI NETWORK TECHNOLOGY CO., LTD.**, Guangzhou (CN)

(**) Term: **15 Years**

(21) Appl. No.: **29/785,265**

(22) Filed: **May 25, 2021**

(51) **LOC (13) Cl.** **04-01**

(52) **U.S. Cl.**
USPC **D4/135**

(58) **Field of Classification Search**
USPC D4/130, 132, 133, 134, 135, 136, 138, D4/199

See application file for complete search history.

(56) **References Cited**

U.S. PATENT DOCUMENTS

D85,251 S *	9/1931	Lynde	D4/132
5,881,421 A *	3/1999	Ducharme	A46B 9/04 15/159.1
D544,714 S *	6/2007	Zemel	D4/114
D550,966 S *	9/2007	Kaposi	D4/114
D628,392 S *	12/2010	Genatossio	D4/135
D670,881 S *	11/2012	Tonge	D32/49
D784,027 S *	4/2017	Bennett	D4/136
D830,064 S *	10/2018	Krohmer	D4/135
D831,360 S *	10/2018	Bennett	D4/130
D887,721 S *	6/2020	Winter	D4/134
D911,034 S *	2/2021	Rodriguez	D4/132
D911,037 S *	2/2021	Rodriguez	D4/138
D915,078 S	4/2021	Tang	
D918,594 S	5/2021	Pawluskiewicz	
D928,516 S *	8/2021	Xie	D4/135

D932,195 S *	10/2021	Kwon	D4/135
2007/0006411 A1 *	1/2007	Foster	A46D 1/0238 15/207.2
2007/0143945 A1 *	6/2007	DiPietro	A46B 9/06 15/117

(Continued)

FOREIGN PATENT DOCUMENTS

CA	111055	* 10/2006
CN	304423382	* 12/2017
EM	000144993-0002	* 6/2004

(Continued)

OTHER PUBLICATIONS

Basting Brush for cooking . . . by Infini [on-line]. [Original publication date unknown.] [Retrieved from the Internet Mar. 18, 2022.] URL: >https://www.amazon.com/Silicone-Marinades-Pastries-Sausages-Dishwasher/dp/B08DR35MJC/ref=asc_df_B08DR35MJC?tag=bingshoppinga-20&linkCode=df0&hvadid=80470599141999&hvnetw=o&hvqmt=e&hvbmt=be&hvdev=c&hvlocint=&hvlocphy=&hvtargid=pla-4584070148303706&psc=1 (Year: 2022).*

Primary Examiner — Karen E Eldridge Powers


(57) **CLAIM**

The ornamental design for a brush, as shown and described.

DESCRIPTION

FIG. 1 is a top, front, left side perspective view of a brush showing my new design;
FIG. 2 is a bottom, rear, right side perspective view thereof;
FIG. 3 is a front elevation view thereof, the rear elevation view being a mirror image of the front elevation view;
FIG. 4 is a left side elevation view thereof, the right side elevation view being a mirror image of the left side elevation view;
FIG. 5 is an enlarged top plan view thereof; and,
FIG. 6 is an enlarged bottom plan view thereof.

1 Claim, 4 Drawing Sheets



(56)

References Cited

U.S. PATENT DOCUMENTS

2010/0199449 A1* 8/2010 Ho A46D 1/0207
15/207.2

FOREIGN PATENT DOCUMENTS

EM	008480339-0001	*	3/2021
GB	6106335	*	11/2020
HK	0701057-0001	*	6/2007
WO	WO-D075357-001	*	3/2011

* cited by examiner

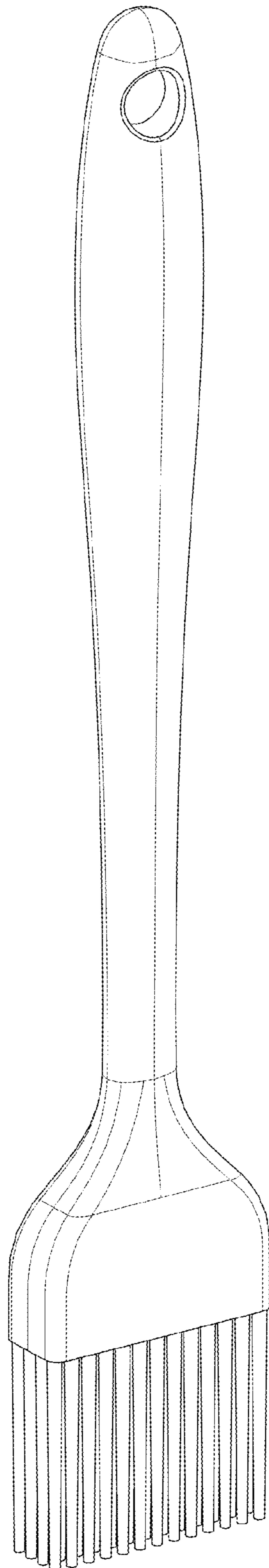


FIG.1

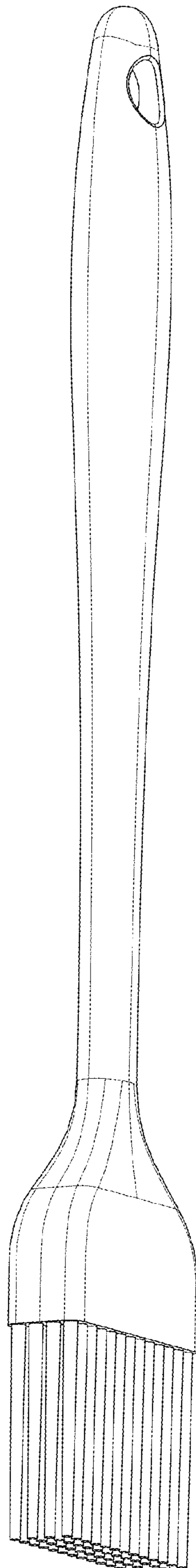


FIG.2

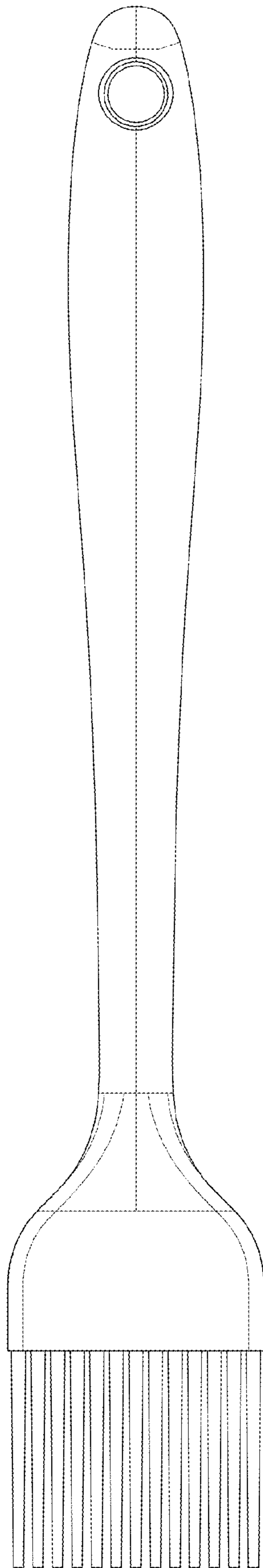


FIG.3




FIG.4

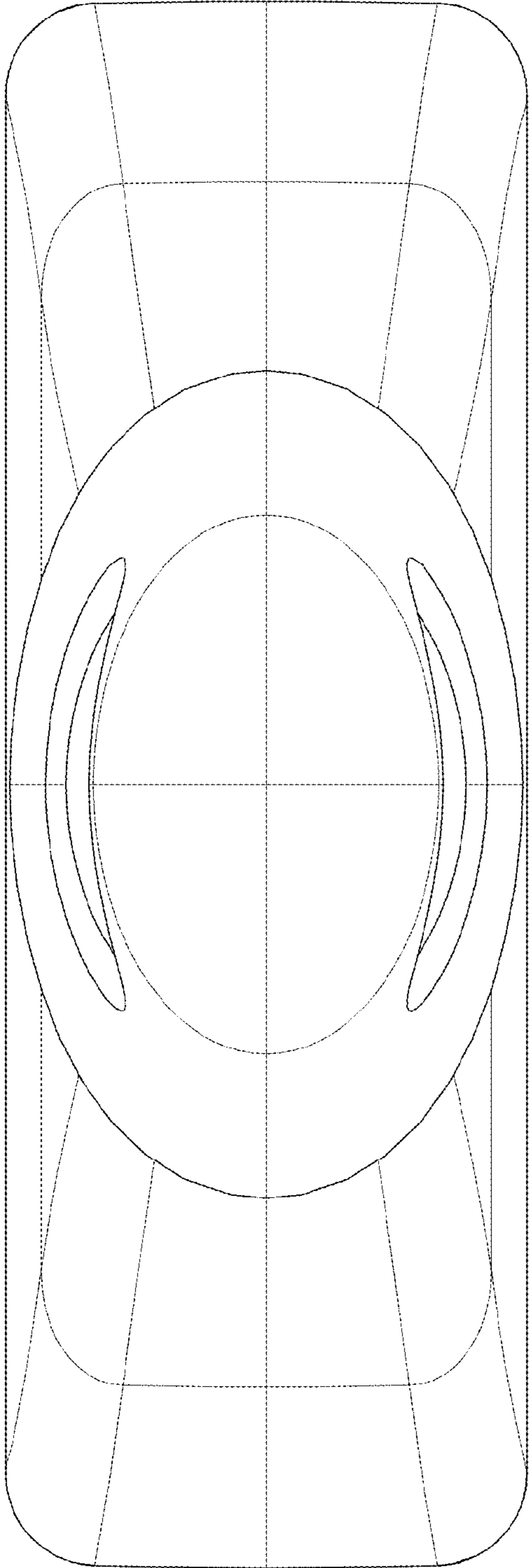


FIG. 5




FIG. 6