



US00D954443S

(12) **United States Design Patent**  
**Huang**

(10) **Patent No.:** **US D954,443 S**  
(45) **Date of Patent:** **\*\* Jun. 14, 2022**

- (54) **POWER TOOTHBRUSH HEAD**
- (71) Applicant: **Jiang Huang**, Shenzhen (CN)
- (72) Inventor: **Jiang Huang**, Shenzhen (CN)
- (\*\*) Term: **15 Years**
- (21) Appl. No.: **29/777,953**
- (22) Filed: **Apr. 9, 2021**
- (51) **LOC (13) Cl.** ..... **28-03**
- (52) **U.S. Cl.**  
USPC ..... **D4/101**
- (58) **Field of Classification Search**  
USPC ..... D4/100, 101, 104, 109, 111, 113  
CPC ..... A46B 9/04; A46B 2200/1066  
See application file for complete search history.

(56) **References Cited**

**U.S. PATENT DOCUMENTS**

6,220,772	B1 *	4/2001	Taylor	.....	A61C 17/227
					417/469
D476,485	S *	7/2003	Mulder	.....	D4/101
D478,423	S *	8/2003	Mulder	.....	D4/101
6,648,641	B1 *	11/2003	Viltro	.....	A61Q 11/00
					433/80
D502,601	S *	3/2005	Lamason	.....	D4/101
D503,537	S *	4/2005	Lamason	.....	D4/101
D508,324	S *	8/2005	Lamason	.....	D4/101
D572,007	S *	7/2008	Lamason	.....	D4/101
D598,653	S *	8/2009	Crossman	.....	D4/101
D688,045	S *	8/2013	Key et al.	.....	
D887,719	S *	6/2020	Kuang	.....	D4/101

2008/0028548	A1 *	2/2008	Hall	.....	A46B 7/06
					15/207.2
2008/0295760	A1 *	12/2008	Wielstra	.....	A46B 15/001
					116/204
2016/0066682	A1 *	3/2016	Jalalian	.....	A46B 9/005
					15/114
2018/0185128	A1 *	7/2018	Dai	.....	H02K 7/06
2021/0085439	A1 *	3/2021	Fishman	.....	A46B 13/023

**FOREIGN PATENT DOCUMENTS**

GB		3008115		*	12/2002
WO		WO-D066073-003		*	2/2005

\* cited by examiner

*Primary Examiner* — Karen E Eldridge Powers

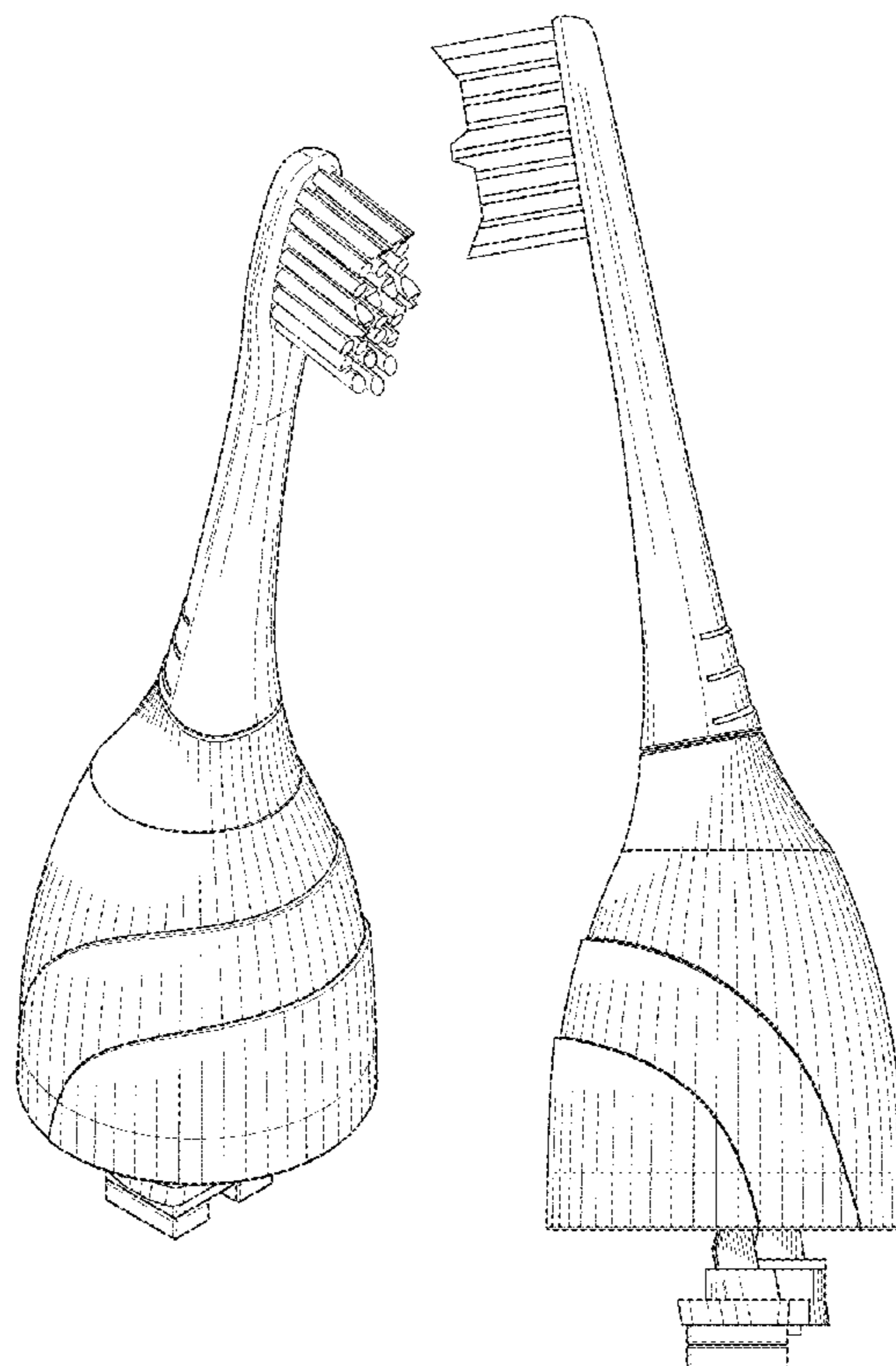
(57) **CLAIM**

The ornamental design for a power toothbrush head, as shown and described.

**DESCRIPTION**

FIG. 1 is a top, front and left-side perspective view of a power toothbrush head showing the new design;  
 FIG. 2 is a front elevation view thereof;  
 FIG. 3 is a rear elevation view thereof;  
 FIG. 4 is a left-side elevation view thereof;  
 FIG. 5 is a right-side elevation view thereof;  
 FIG. 6 is a top plan view thereof;  
 FIG. 7 is a bottom plan view thereof; and,  
 FIG. 8 is a bottom, front and left-side perspective view thereof.

**1 Claim, 7 Drawing Sheets**



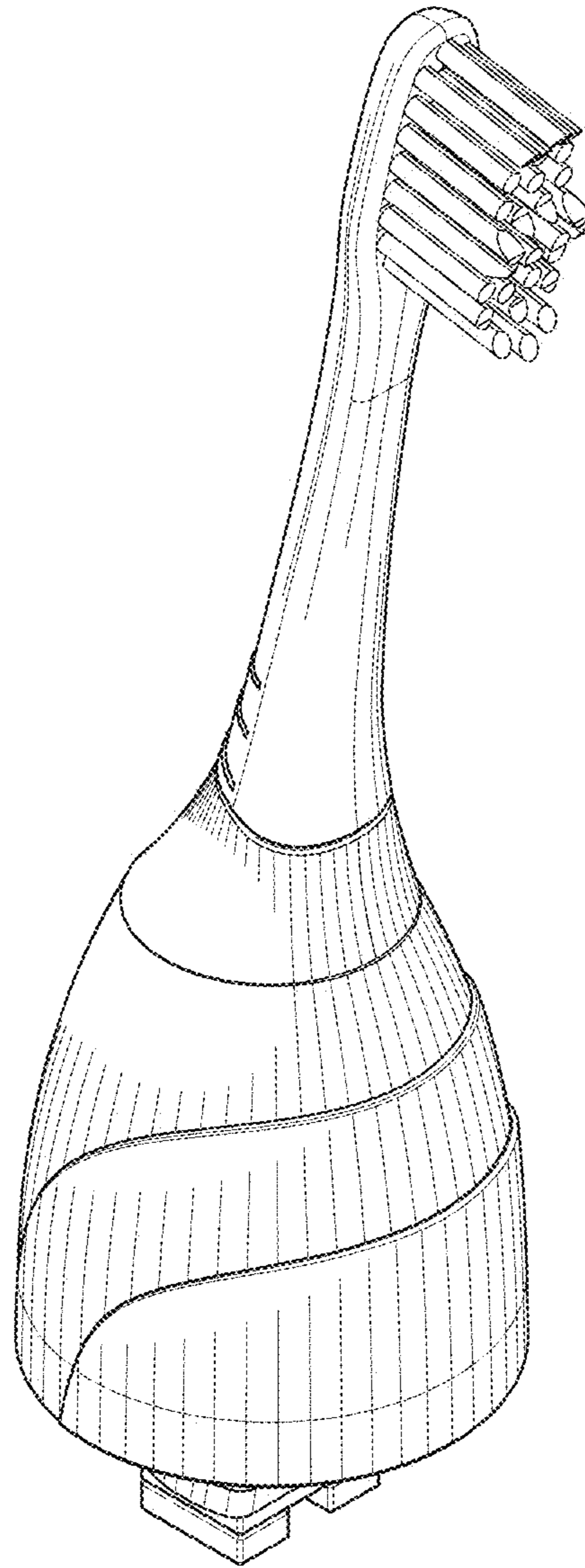


FIG. 1

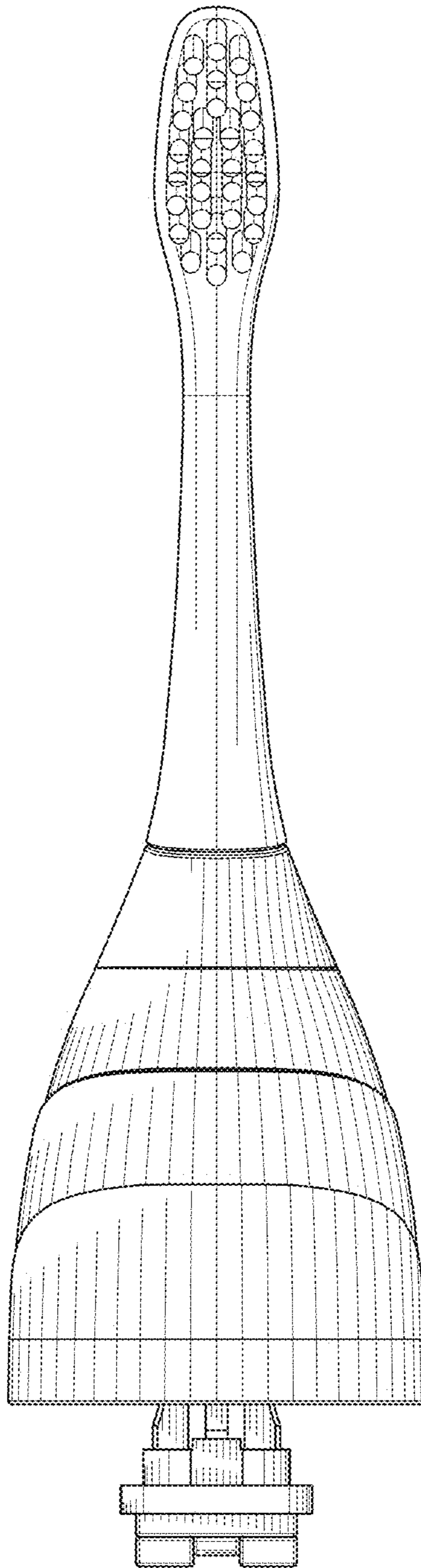


FIG. 2

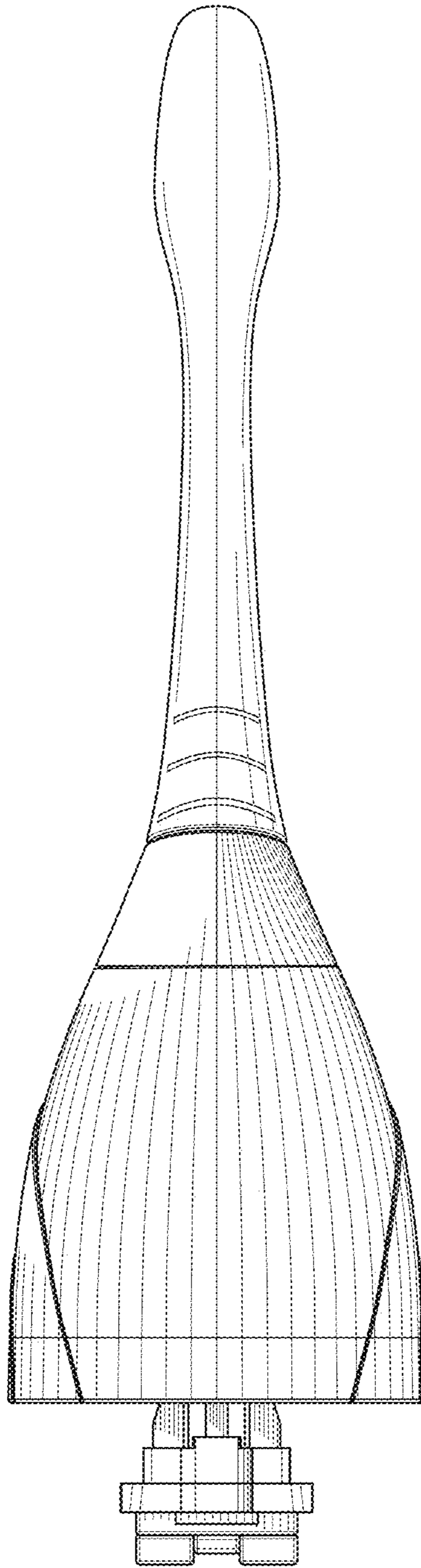


FIG. 3

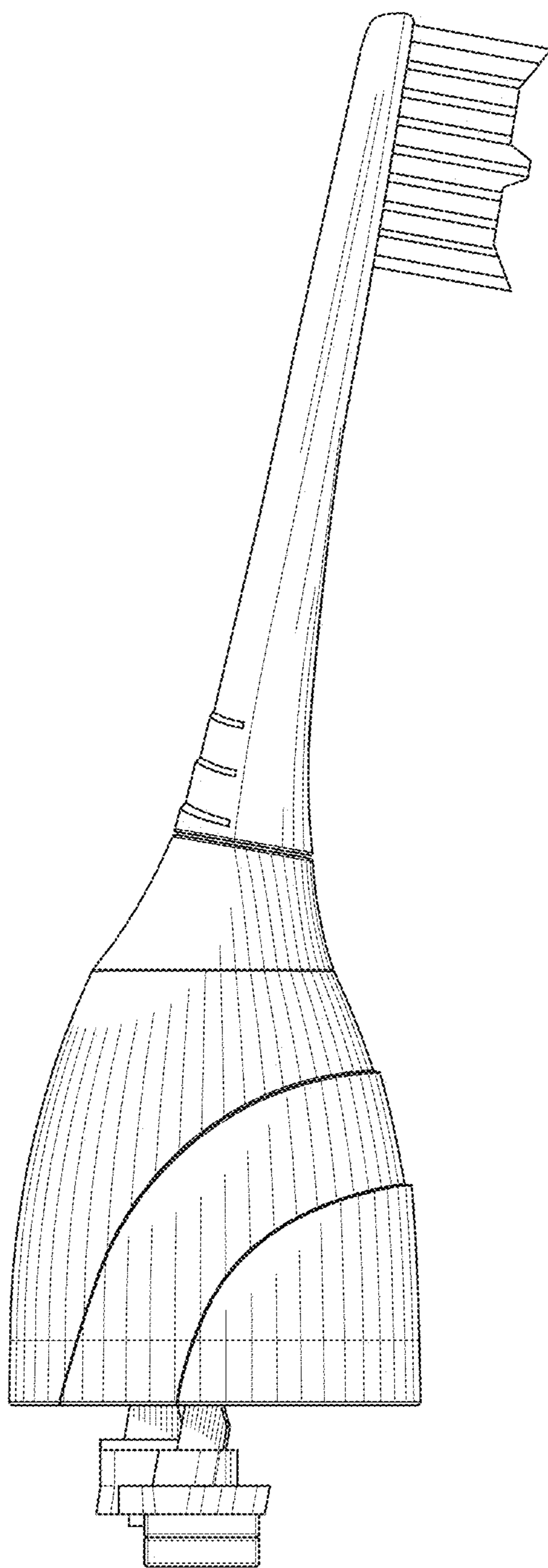


FIG. 4

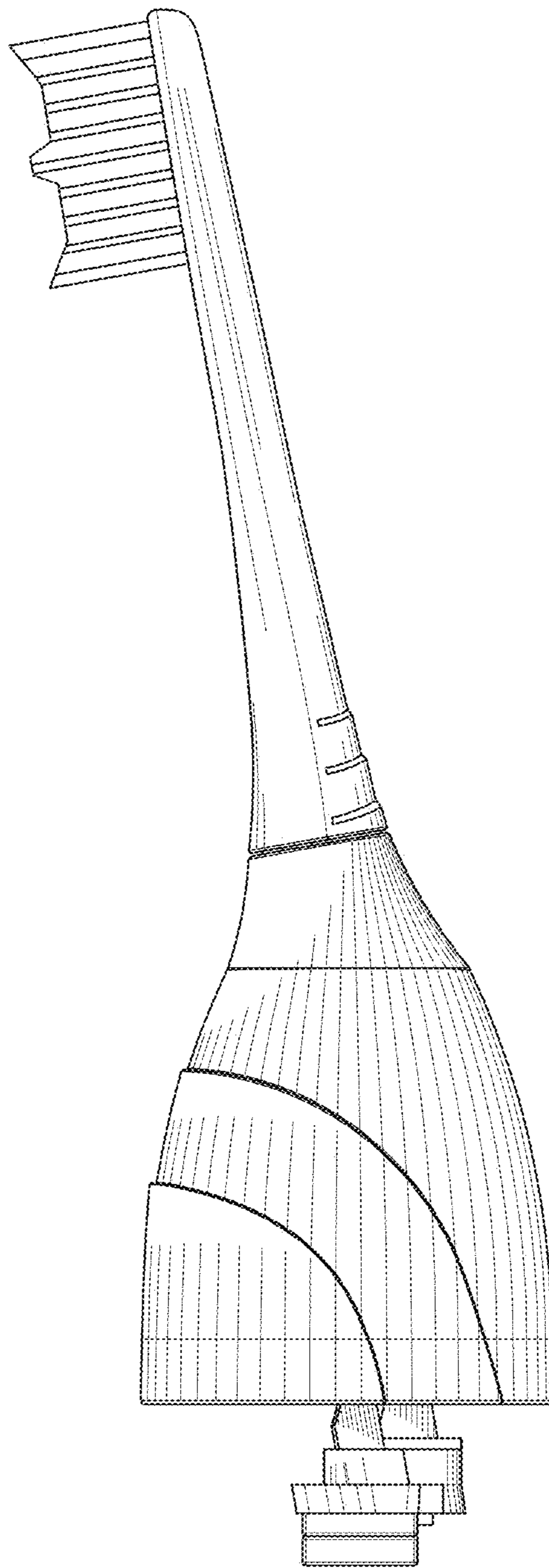


FIG. 5

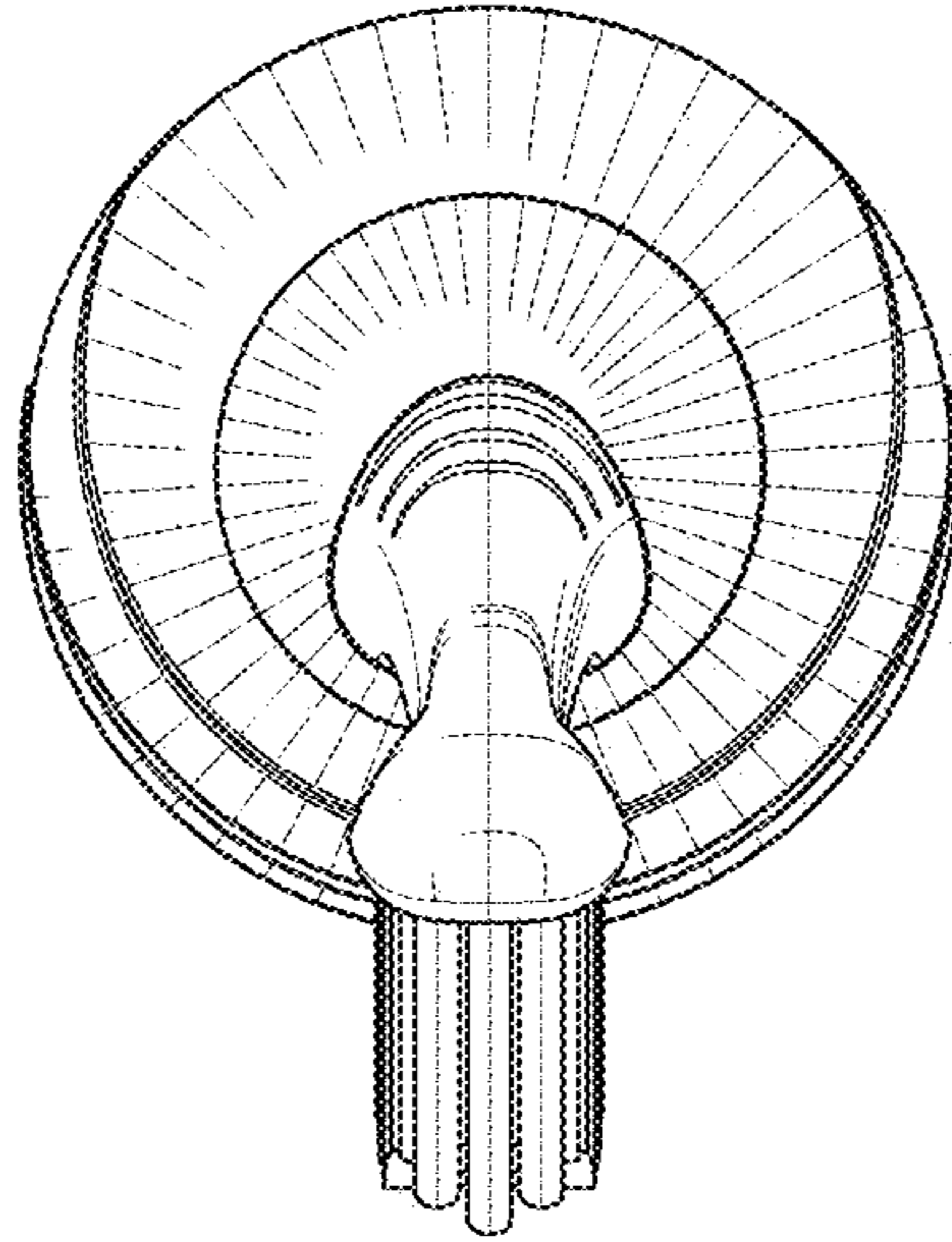


FIG. 6

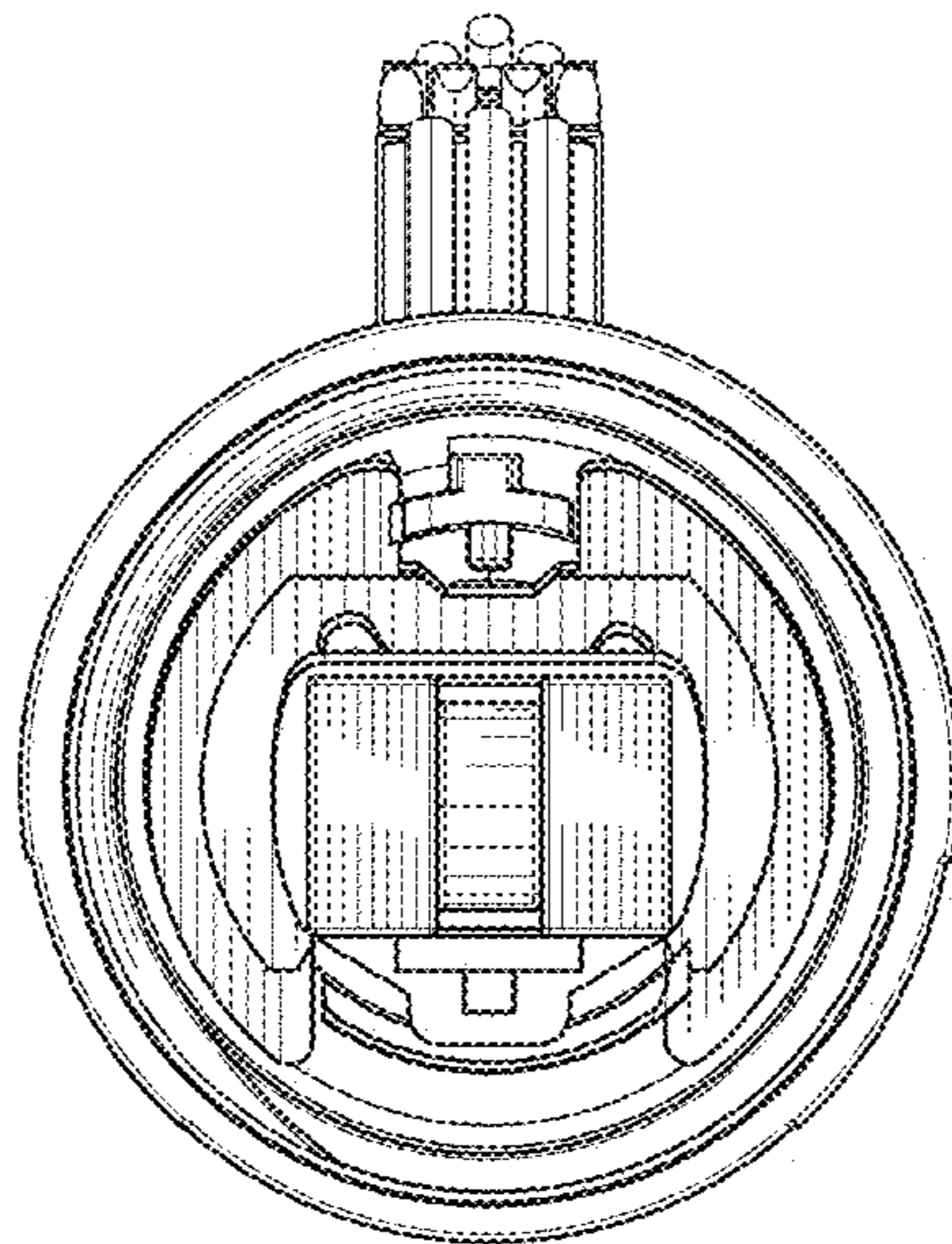


FIG. 7

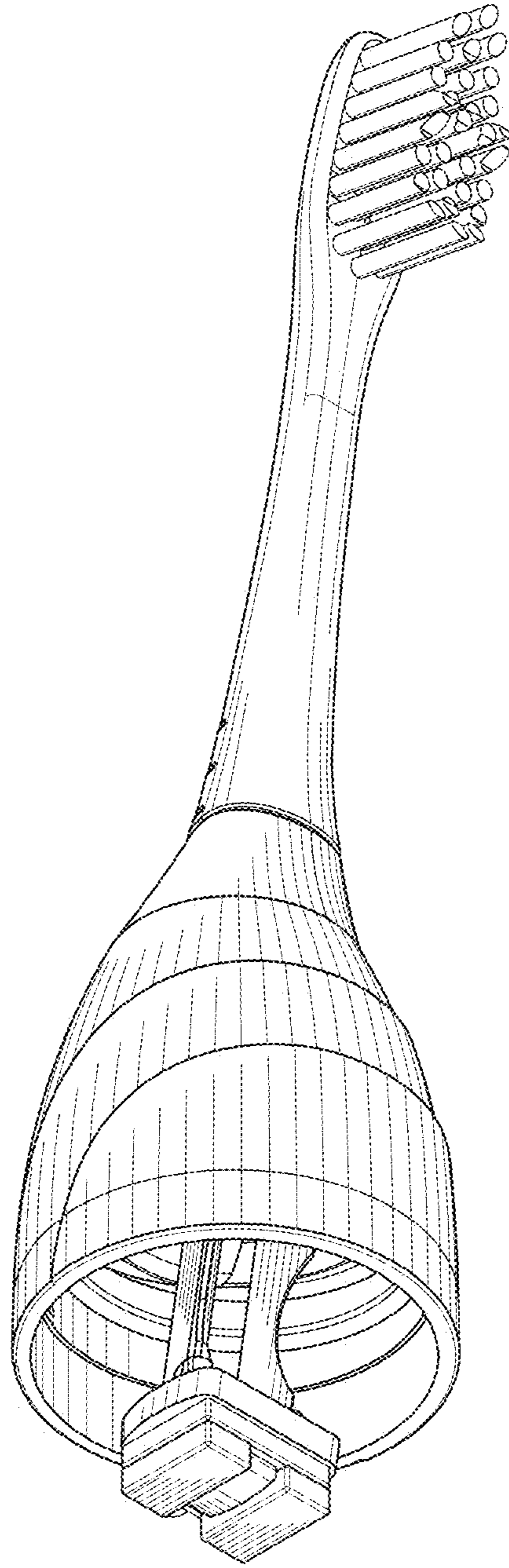


FIG. 8