



US00D954437S

(12) **United States Design Patent** (10) **Patent No.:** **US D954,437 S**
Yi (45) **Date of Patent:** **** Jun. 14, 2022**

(54) **WATERPROOF BAG**

FOREIGN PATENT DOCUMENTS

(71) Applicant: **Xiaodong Yi**, Guangdong (CN)

CN 300860164 * 12/2008
CN 302376412 * 4/2013

(72) Inventor: **Xiaodong Yi**, Guangdong (CN)

(Continued)

(**) Term: **15 Years**

OTHER PUBLICATIONS

(21) Appl. No.: **29/798,583**

Willstar Waterproof Dry Back Pocket Pouch, unknown first available date, walmart.com [online], [site visited Apr. 4, 2022], Available at URL: <https://www.walmart.com/ip/Willstar-Waterproof-Dry-Bag-Pocket-Pouch-Swimming-Underwater-Phone-Protective-Case-Cover-Sleeve/608562385> (Year: 2022).*

(22) Filed: **Jul. 8, 2021**

(Continued)

(51) **LOC (13) Cl.** **03-01**

(52) **U.S. Cl.**

USPC **D3/303**; D3/218

(58) **Field of Classification Search**

USPC D3/203.1, 205-212, 215, 226-230, 233, D3/247, 249-250, 269, 276, 282, D3/293-294, 300, 303, 318, 321-322, D3/905; D7/709

CPC .. A45C 1/06; A45C 1/024; A45C 3/06; A45C 3/08

See application file for complete search history.

Primary Examiner — Michelle E. Wilson

Assistant Examiner — Caitlin A Laverty

(74) *Attorney, Agent, or Firm* — ScienBiziP, P.C.

(57) **CLAIM**

The ornamental design for a waterproof bag, as shown and described.

(56) **References Cited**

DESCRIPTION

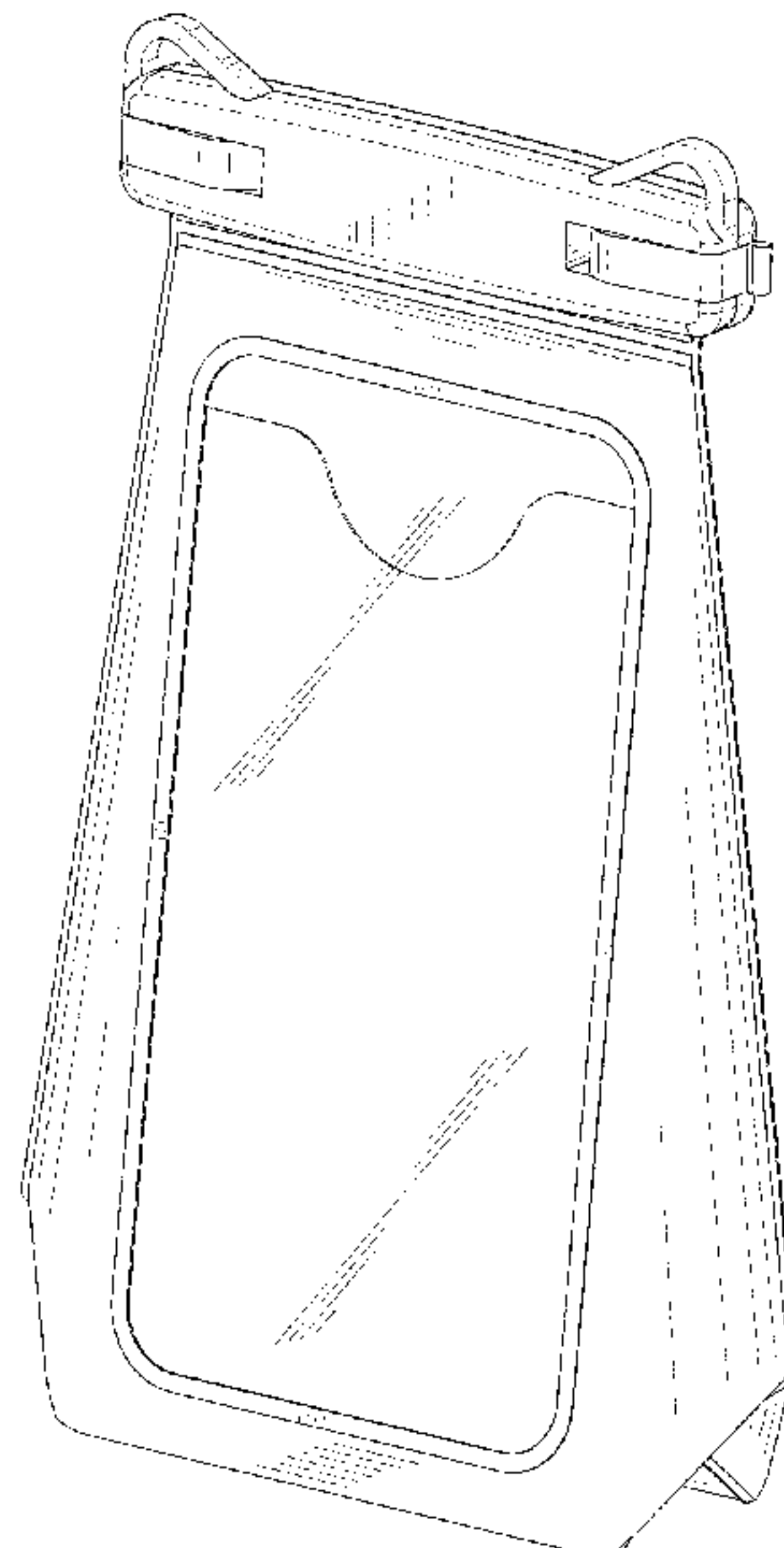
U.S. PATENT DOCUMENTS

D278,389 S *	4/1985	Kircher	D3/226
D340,963 S	11/1993	Hall		
5,622,431 A *	4/1997	Simonsen	B65D 33/1658 24/585.12
5,797,683 A *	8/1998	Gunzi	A45C 13/008 383/68
D411,419 S *	6/1999	Wyant	D7/607
D452,377 S *	12/2001	Cooke	D8/395
D489,180 S *	5/2004	Kramer	D3/303
D553,851 S *	10/2007	MacAuley	D3/218
D669,272 S	10/2012	Yang et al.		
8,550,714 B2 *	10/2013	Ben-Shushan	A45C 1/02 24/30.5 R
D718,529 S *	12/2014	Wang	D7/629
D770,174 S *	11/2016	Smith, Sr.	D3/232
D774,761 S *	12/2016	McCain	D3/300
D799,461 S *	10/2017	Huang	D14/250

(Continued)

FIG. 1 is a front, right, and top perspective view of a waterproof bag, showing my design.
FIG. 2 is a rear, left, and top perspective view thereof.
FIG. 3 is a front elevation view thereof.
FIG. 4 is a rear elevation view thereof.
FIG. 5 is a left side elevation view thereof.
FIG. 6 is a right side elevation view thereof.
FIG. 7 is a top plan view thereof.
FIG. 8 is a bottom plan view thereof; and,
FIG. 9 is another front, right, and top perspective view of the waterproof bag of FIG. 1, showing a using state.
The broken lines shown in the drawings are included for the purpose of illustrating environmental structures which form no part of the claimed design.

1 Claim, 9 Drawing Sheets



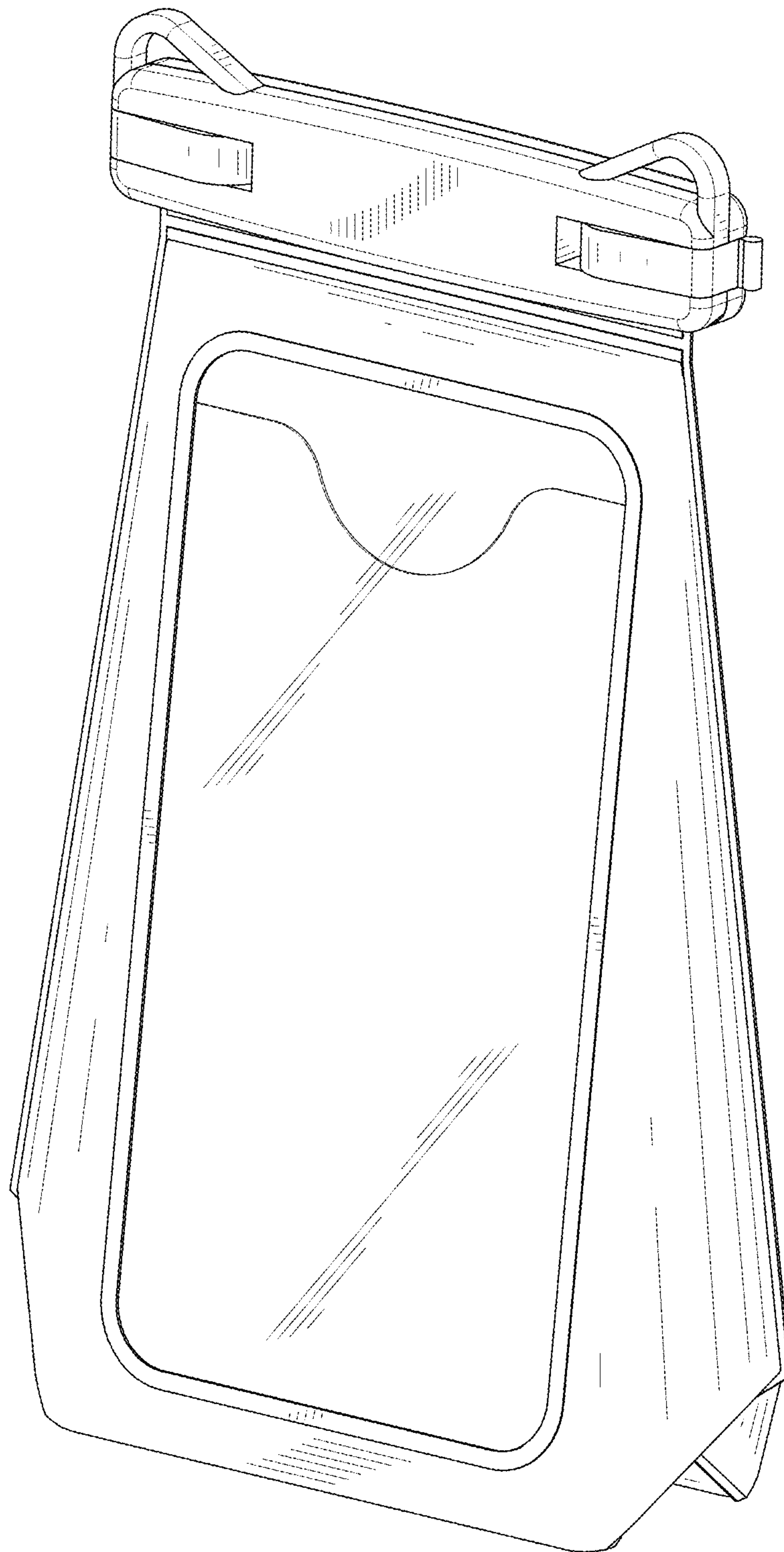


FIG. 1

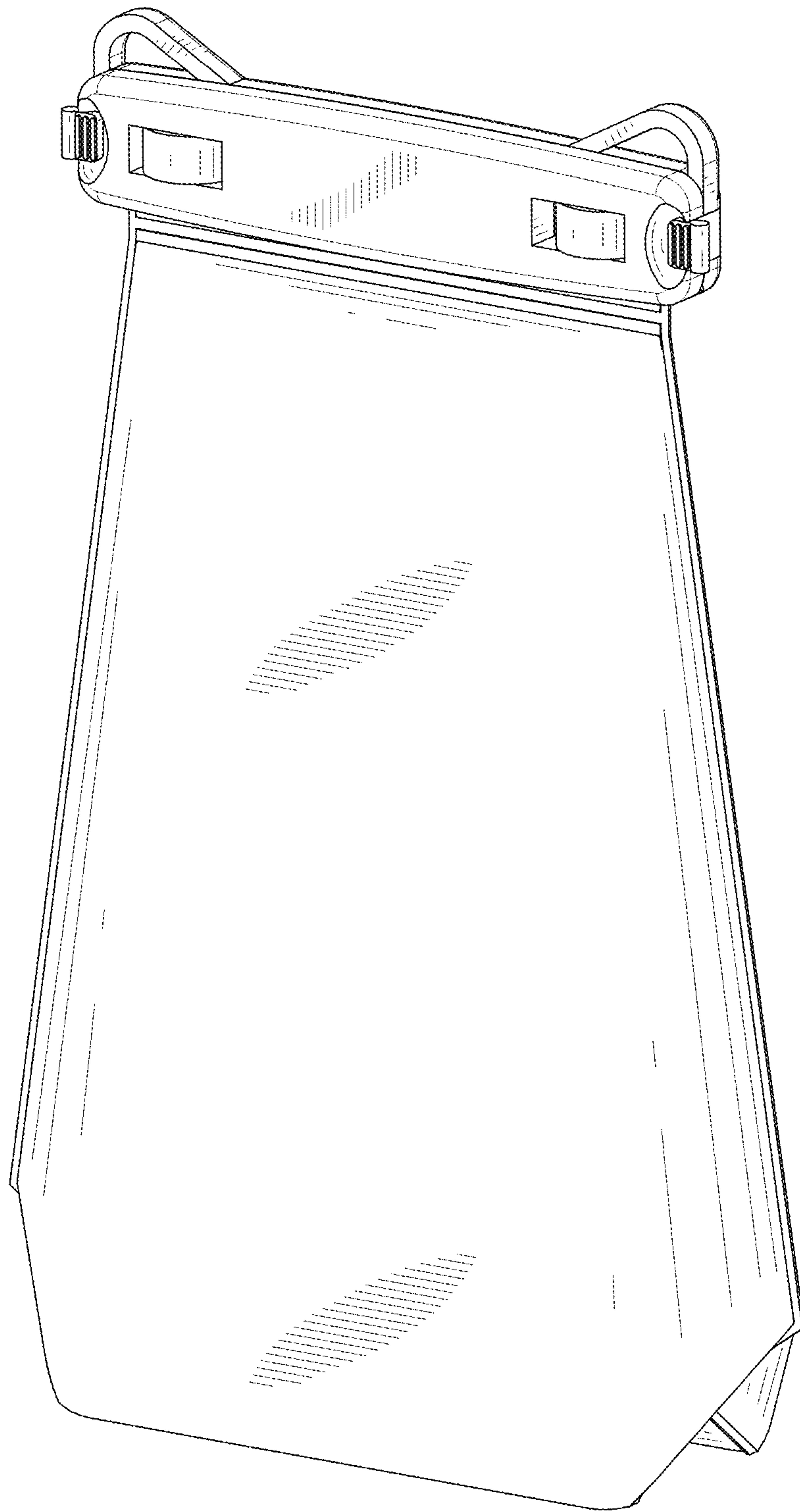


FIG. 2

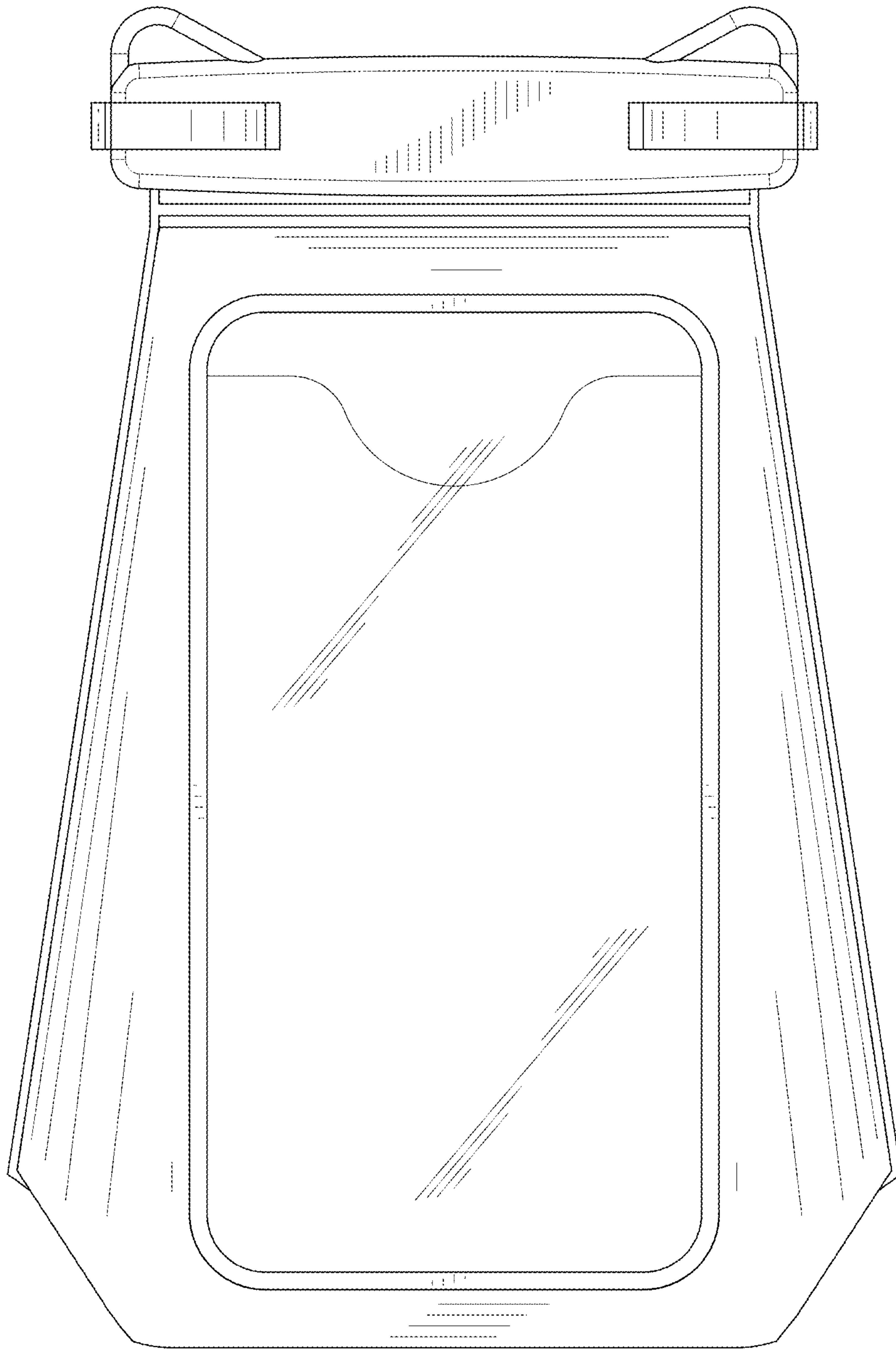


FIG. 3

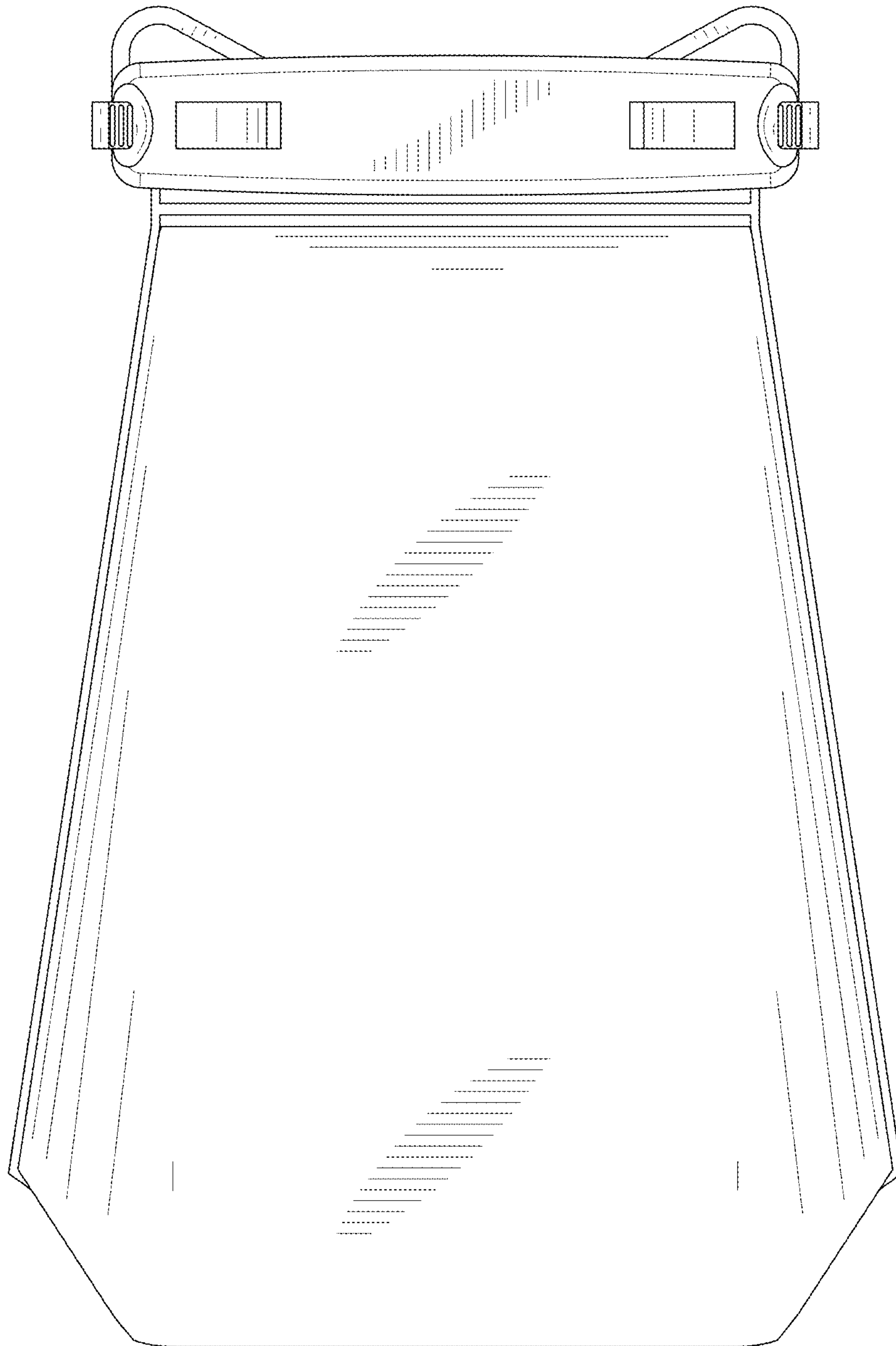


FIG. 4

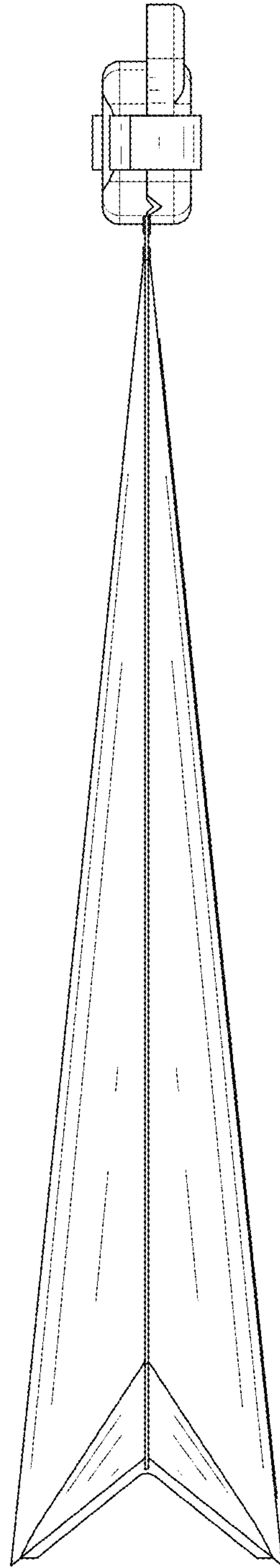


FIG. 5

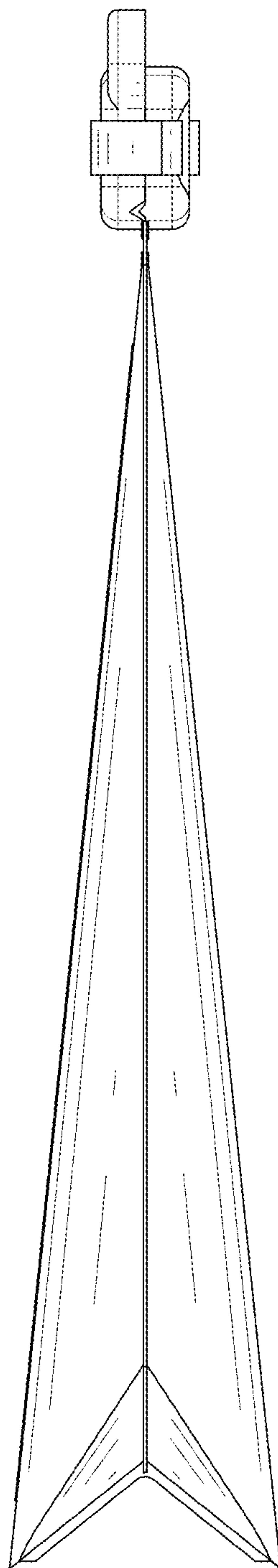


FIG. 6

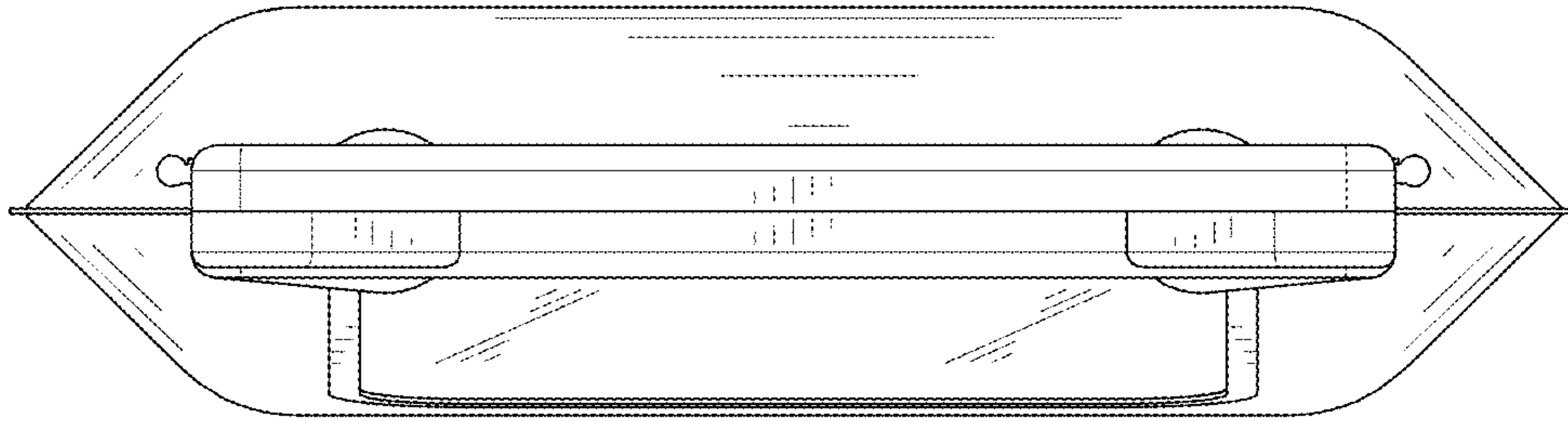


FIG. 7




FIG. 8

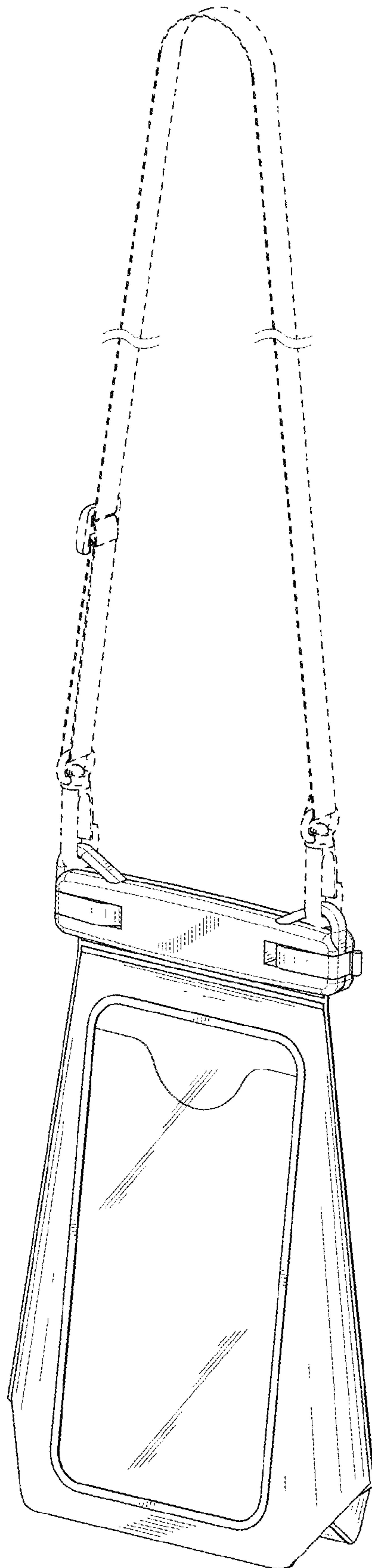


FIG. 9