



US00D954404S

(12) **United States Design Patent**
Gathers

(10) **Patent No.:** **US D954,404 S**
(45) **Date of Patent:** **** Jun. 14, 2022**

(54) **SNEAKER**
(71) Applicant: **Wayne Du'Voe Gathers**, New York,
NY (US)
(72) Inventor: **Wayne Du'Voe Gathers**, New York,
NY (US)
(73) Assignee: **Wayne Gathers**, New York, NY (US)
(**) Term: **15 Years**
(21) Appl. No.: **29/748,637**

D301,934 S * 7/1989 Simonin D2/900
5,040,313 A * 8/1991 Simjian A43B 3/00
36/114
D329,125 S * 9/1992 Hatfield D2/897
5,159,768 A * 11/1992 Longo, Jr. A43B 3/0021
36/136
D366,135 S * 1/1996 Henderson, Jr D2/902
D366,952 S * 2/1996 Pyle D2/908
D369,736 S * 5/1996 Kuran D2/900
D405,242 S * 2/1999 Gillespie D2/900
D426,372 S * 6/2000 Price D2/902
D639,540 S * 6/2011 Raysse D2/951
D752,320 S * 3/2016 Sirius-El D2/908
D933,339 S * 10/2021 Desens D2/908

* cited by examiner

(22) Filed: **Aug. 31, 2020**
(51) **LOC (13) Cl.** **02-04**
(52) **U.S. Cl.**
USPC **D2/902**
(58) **Field of Classification Search**
USPC D2/900, 902-908, 909-912, 947, 951,
D2/957, 969, 970, 971-973
CPC A43B 3/00; A43B 5/00; A43B 5/08; A43B
5/10; A43B 23/00; A43B 23/02; A43B
23/025; A43B 23/026; A43B 1/00; A43B
1/02; A43B 1/10; A43B 1/14
See application file for complete search history.

Primary Examiner — Leanne Was-Englehart
Assistant Examiner — Yelizaveta Y Masalimova
(74) *Attorney, Agent, or Firm* — Aaron R. Cramer;
Cramer Patent & Design PLLC

(56) **References Cited**

U.S. PATENT DOCUMENTS

D117,397 S * 10/1939 Golden D2/900
D160,729 S * 10/1950 Murphy D2/900
D254,398 S * 3/1980 Finn D2/908
D272,962 S * 3/1984 Clarvit D2/900
D287,782 S * 1/1987 Palacio 36/136
D294,421 S * 3/1988 Le D2/900
D294,653 S * 3/1988 Le D2/900

(57) **CLAIM**

The ornamental design for a sneaker, as shown and described.

DESCRIPTION

FIG. 1 is a top front left side perspective view of a sneaker showing my new design;
FIG. 2 is a bottom rear right side perspective view thereof;
FIG. 3 is a front elevational view thereof;
FIG. 4 is a rear elevational view thereof;
FIG. 5 is a top plan view thereof;
FIG. 6 is a bottom plan view thereof;
FIG. 7 is a left side elevational view thereof; and,
FIG. 8 is a right side elevational view thereof.

1 Claim, 8 Drawing Sheets





FIG. 1

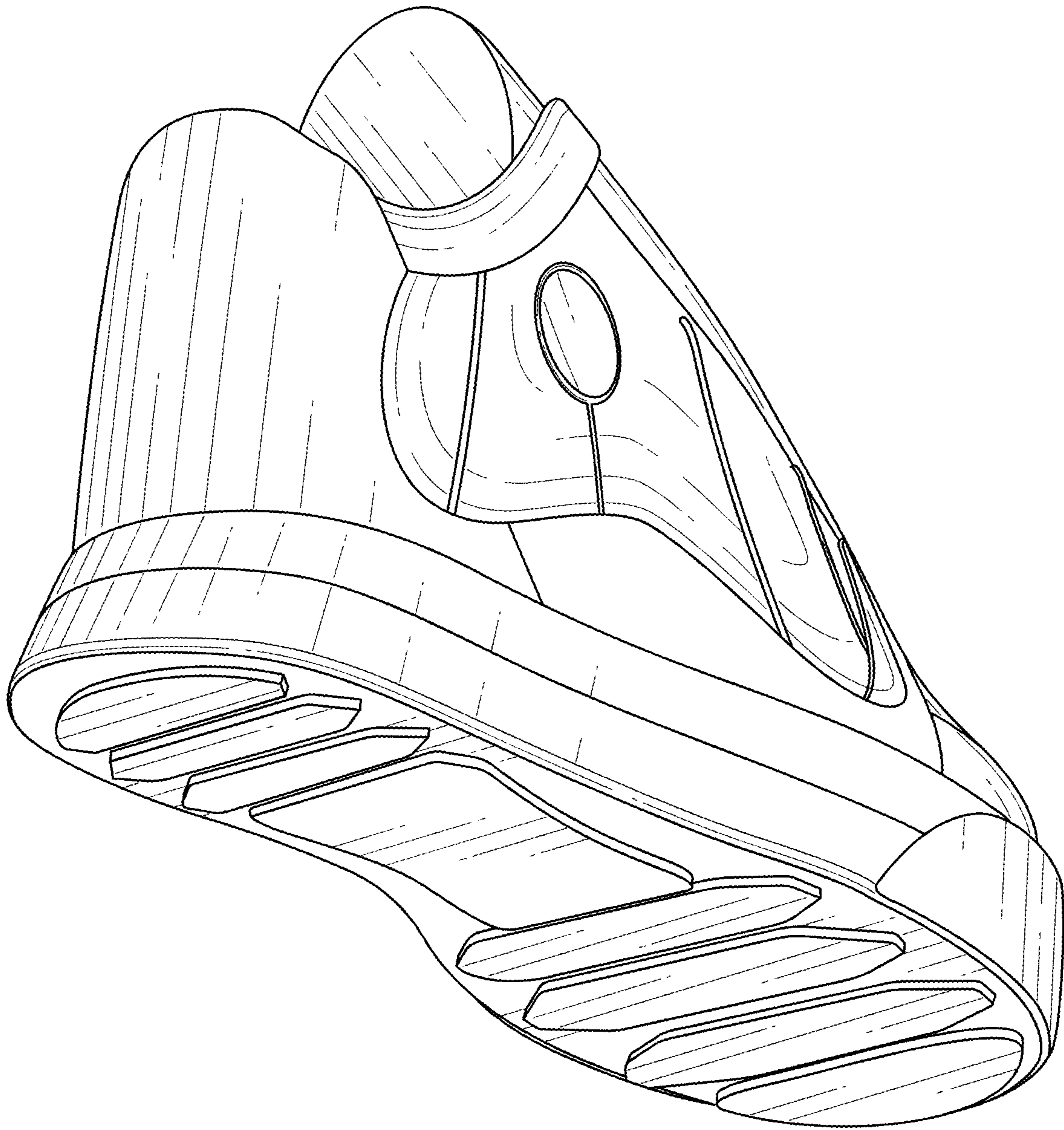


FIG. 2

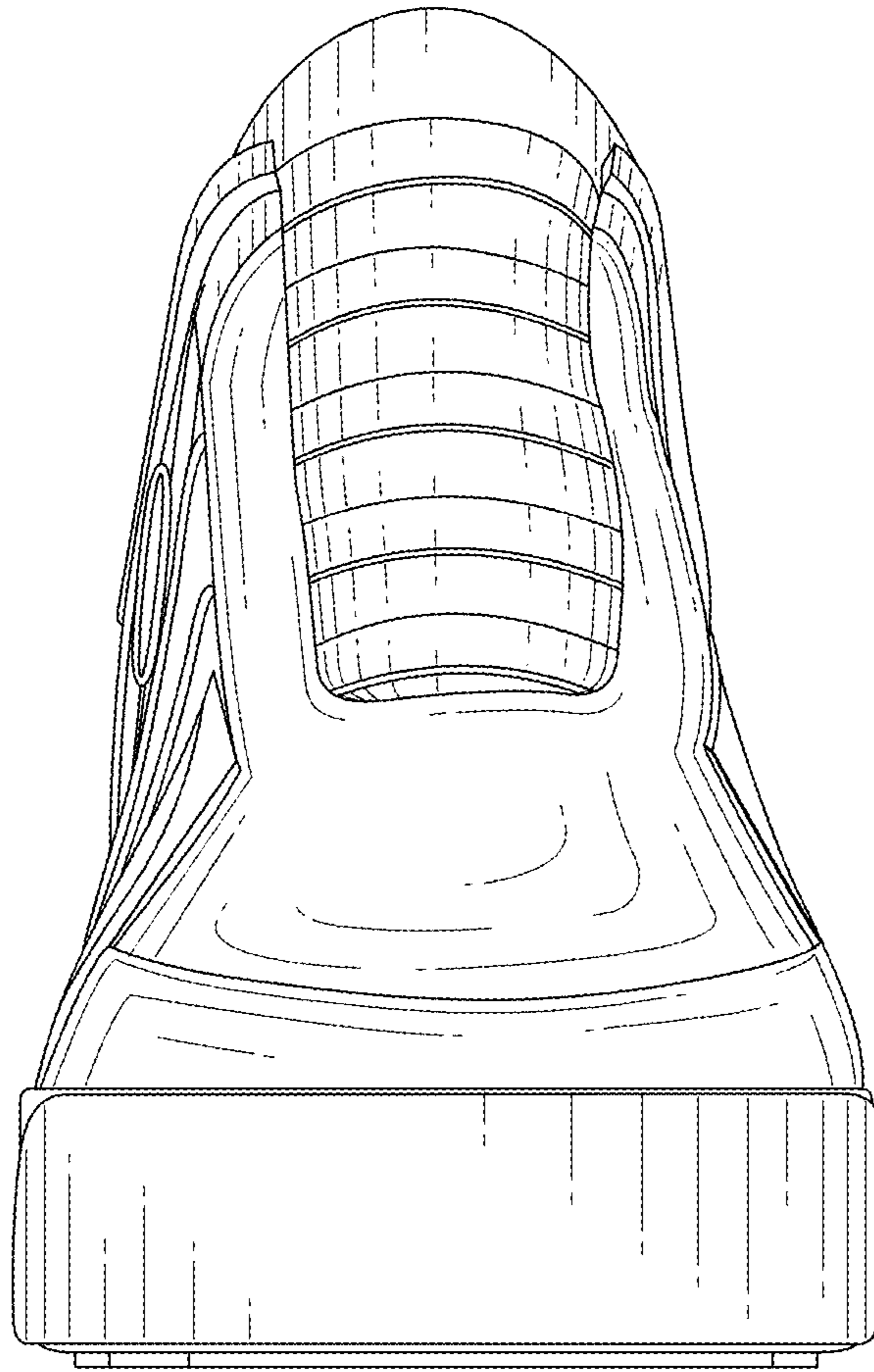


FIG. 3

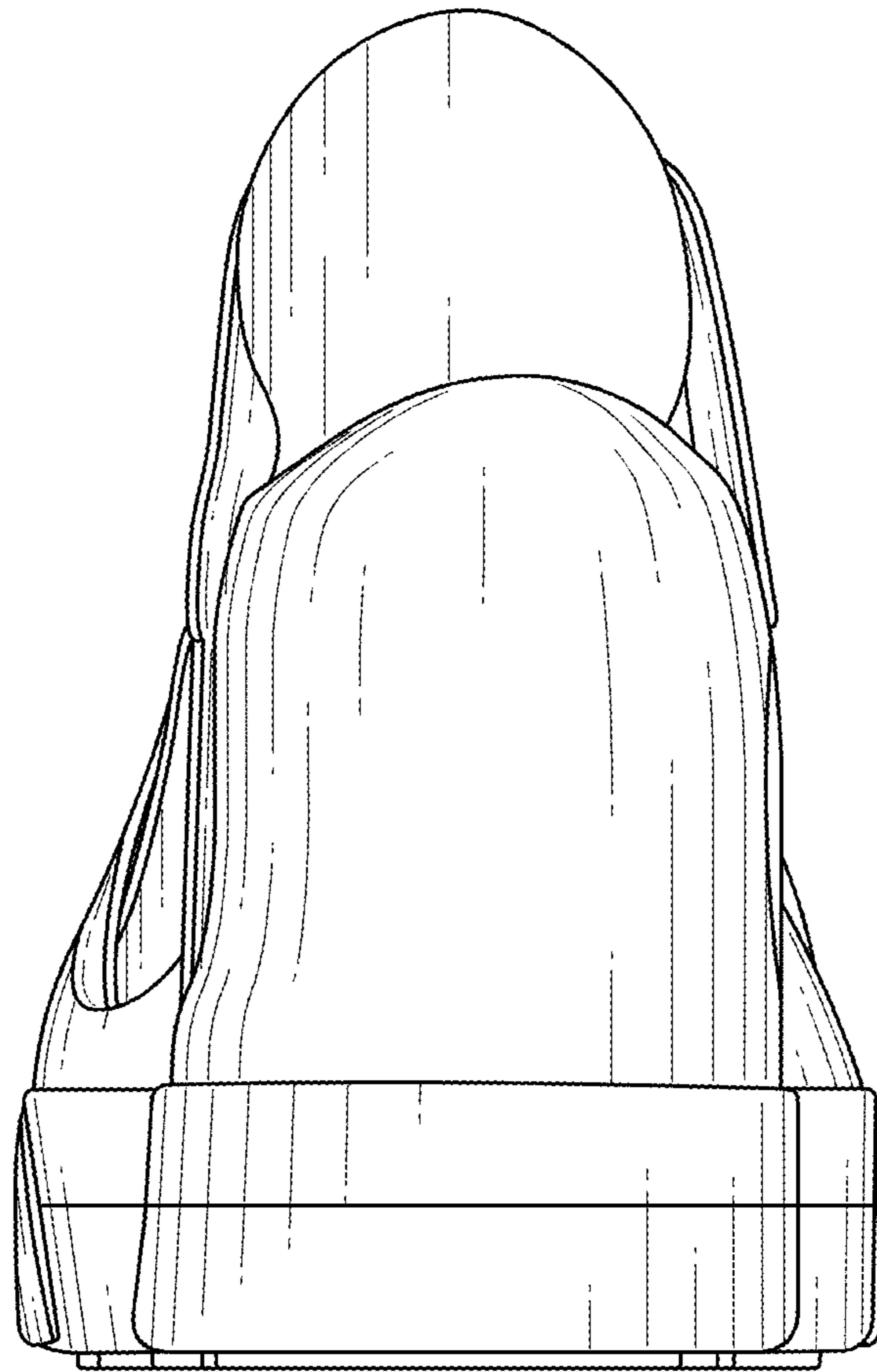


FIG. 4

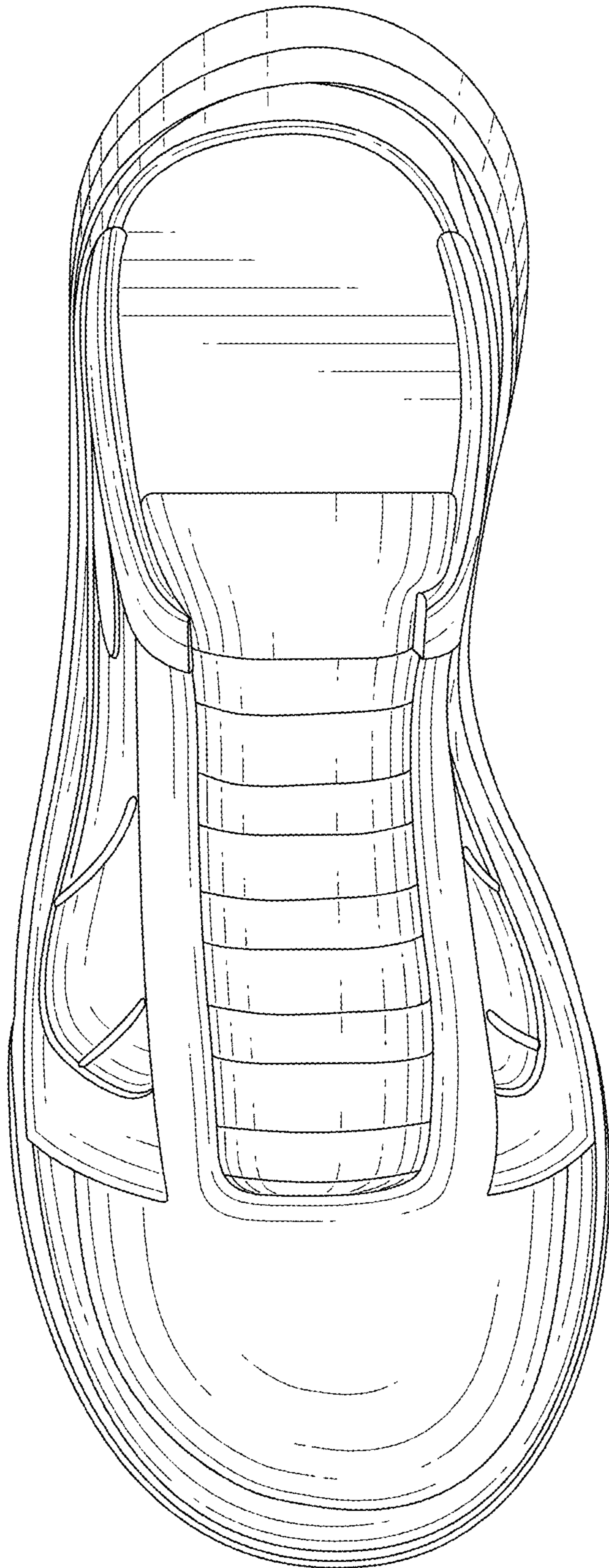


FIG. 5

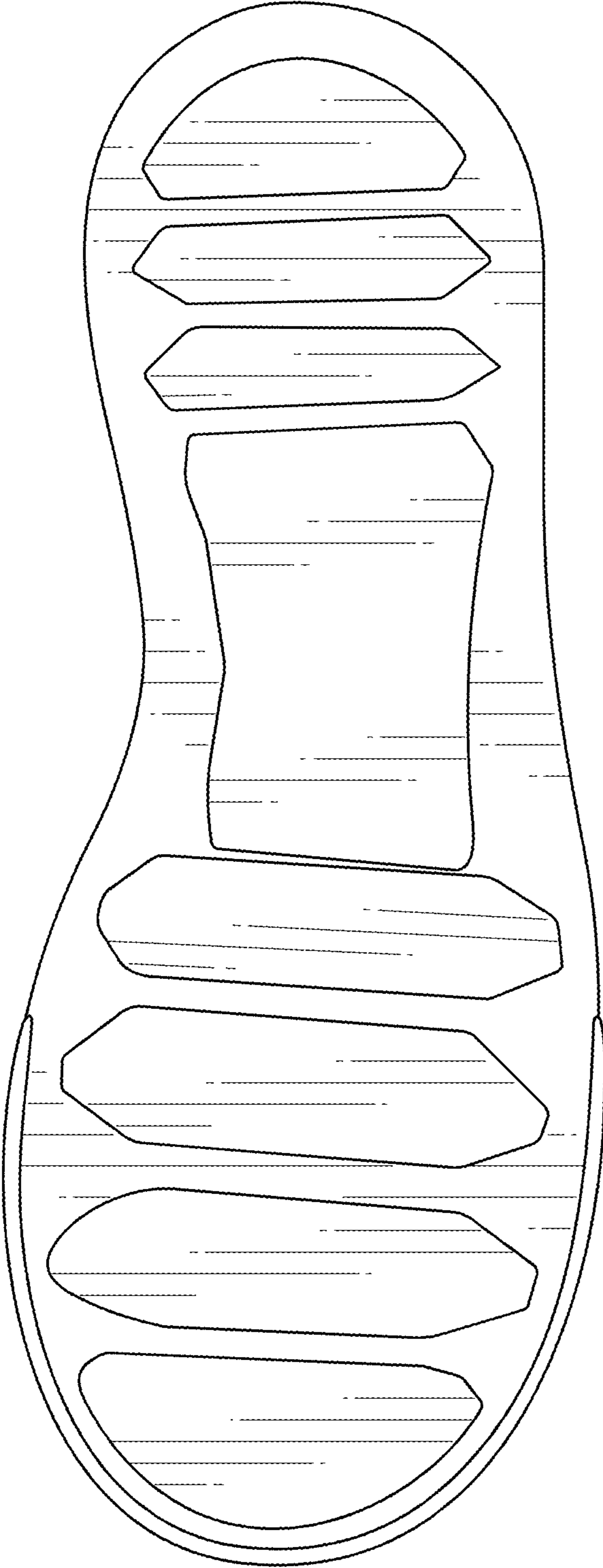


FIG. 6

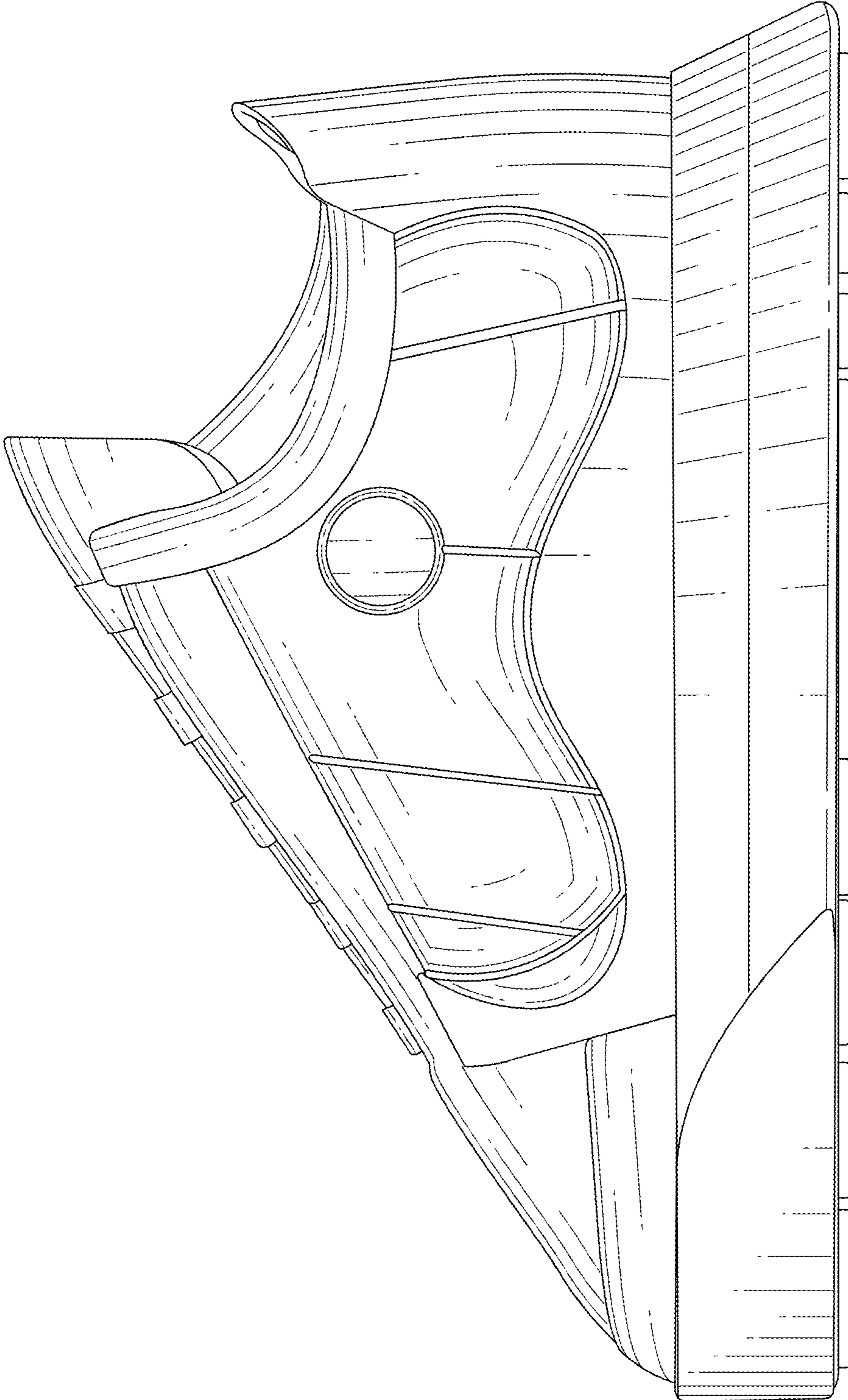


FIG. 7

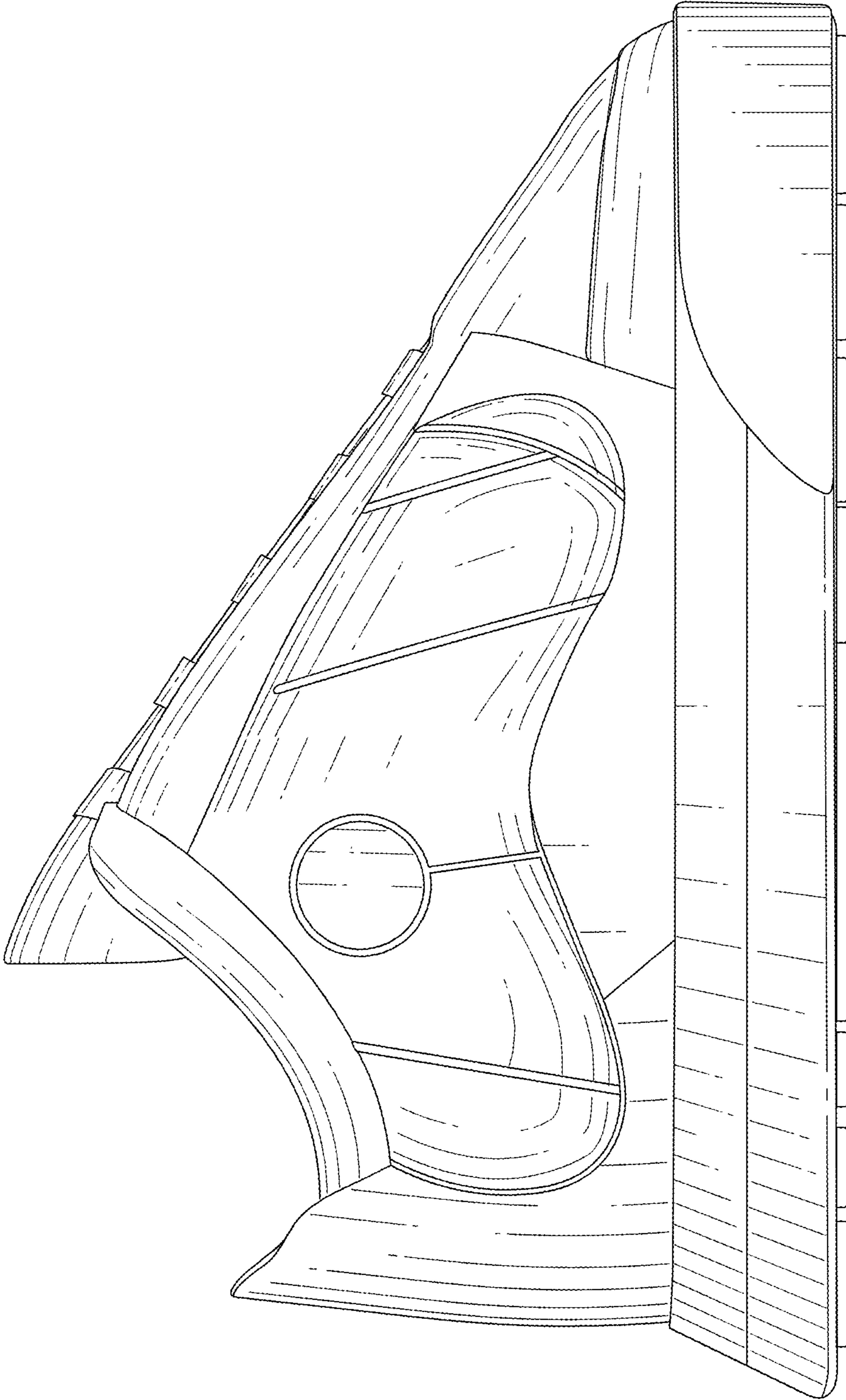


FIG. 8