



US00D954390S

(12) **United States Design Patent** (10) **Patent No.:** **US D954,390 S**  
**Iacono** (45) **Date of Patent:** **\*\* Jun. 14, 2022**

(54) **PULL-ON GLOVE**  
(71) Applicant: **ZERO FRICTION, LLC**, Oakbrook Terrace, IL (US)  
(72) Inventor: **John R. Iacono**, Elmhurst, IL (US)  
(73) Assignee: **ZERO FRICTION, LLC**, Oakbrook Terrace, IL (US)  
(\*\*) Term: **15 Years**  
(21) Appl. No.: **29/726,805**  
(22) Filed: **Mar. 5, 2020**  
(51) **LOC (13) Cl.** ..... **02-06**  
(52) **U.S. Cl.**  
USPC ..... **D2/617**  
(58) **Field of Classification Search**  
USPC ..... D2/617, 618, 619, 621, 623; D29/113, D29/117.1, 117.2  
CPC ..... A63B 71/141; A41D 19/01558; A41D 19/01523; A41D 19/01547; A41D 19/0058; A41D 19/002; A41D 19/015; A41D 19/00; A41D 2300/33; A41D 2400/10  
See application file for complete search history.

(56) **References Cited**  
U.S. PATENT DOCUMENTS  
D240,975 S \* 8/1976 Gregory ..... D29/117.1  
D319,900 S \* 9/1991 Steele ..... D29/117.1  
D445,996 S \* 8/2001 Kiernan ..... D2/617  
D528,264 S \* 9/2006 Mattesky ..... D2/619  
D550,403 S \* 9/2007 Mortensen ..... D29/117.1  
D771,902 S \* 11/2016 Votel ..... D2/619  
D801,625 S \* 11/2017 Elliott ..... D2/617  
D881,511 S \* 4/2020 Hong ..... D2/617

**OTHER PUBLICATIONS**  
Boss Manufacturing Thermal Lined Glove, posted at qcsupply.com, posting date not given, [online], [site visited Sep. 10, 2021].

Available from Internet, URL: <https://www.qcsupply.com/boss-manufacturing-thermal-lined-glove.html> (Year: 2021).\*  
Firm Grip Large Full Grain Deerskin Glove, posted at homedepot.com, posting date not given, [online], [site visited Sep. 10, 2021]. Available from Internet, URL: <https://www.homedepot.com/p/FIRM-GRIP-Large-Full-Grain-Deerskin-Glove-5137-06/203465922#overlay> (Year: 2021).\*

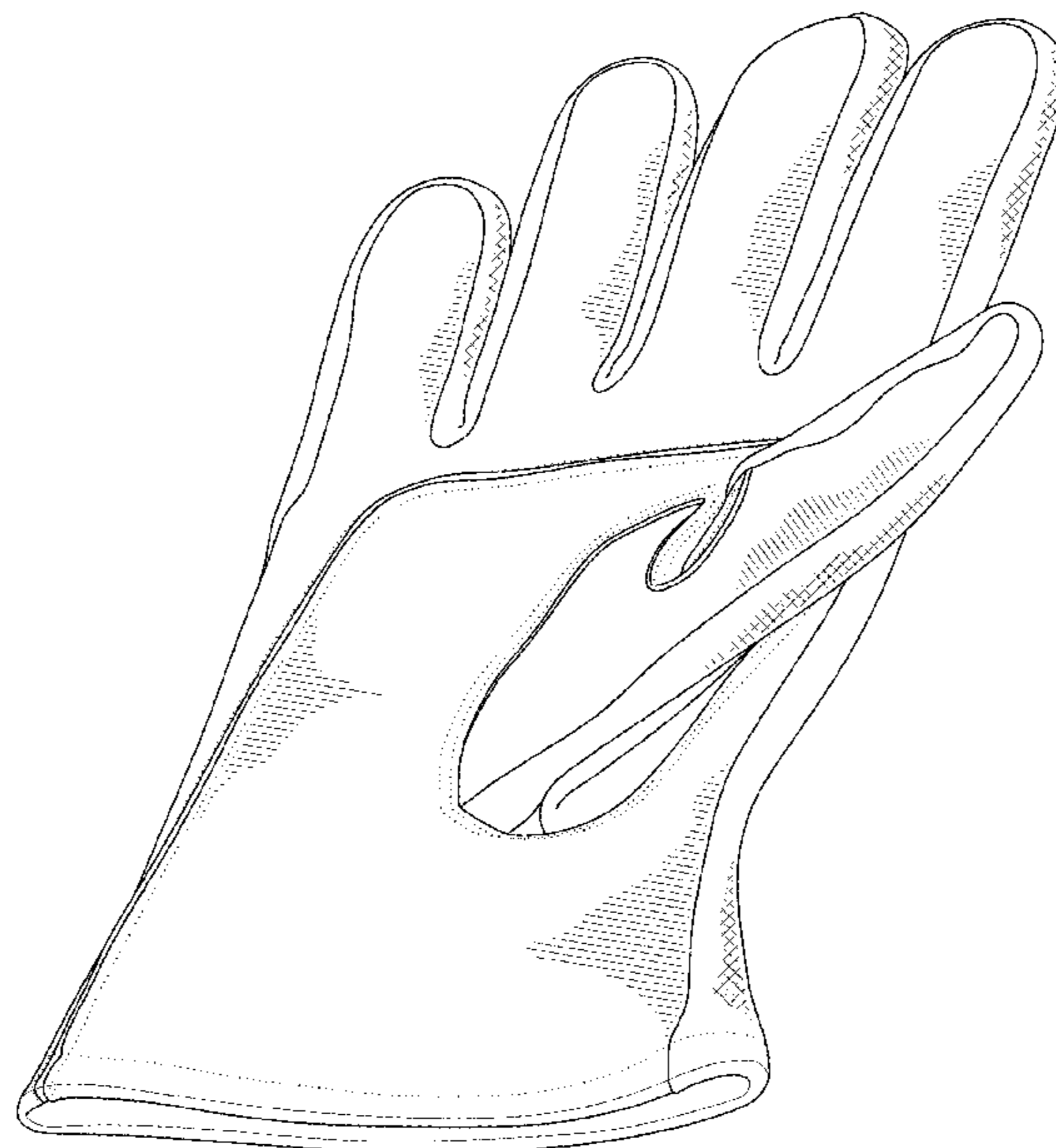
(Continued)

*Primary Examiner* — Maria J. Edwards  
(74) *Attorney, Agent, or Firm* — Baker & McKenzie LLP

(57) **CLAIM**  
The ornamental design for a pull-on glove, as shown and described.

**DESCRIPTION**  
FIG. 1 is a front perspective view of a glove in accordance with my design;  
FIG. 2 is a front elevation view of the glove in accordance with my design;  
FIG. 3 is a back elevation view of the glove in accordance with my design;  
FIG. 4 is a left side elevation view of the glove in accordance with my design;  
FIG. 5 is a right side elevation view of the glove in accordance with my design;  
FIG. 6 is a front view of the glove in accordance with my design; and,  
FIG. 7 is a back view of the glove in accordance with my design.  
The dot-dot broken lines in the figures depict portions of the article and form no part of the claimed design. The dash-dash broken lines in the figures depict portions of the article and form no part of the claimed design.

**1 Claim, 7 Drawing Sheets**



(56)

**References Cited**

OTHER PUBLICATIONS

Wells Lamont Insulated Grain Deerskin Gloves, posted at qcsupply.com, posting date not given, [online], [site visited Sep. 10, 2021]. Available from Internet, URL: <https://www.qcsupply.com/77220-wells-lamont-insulated-grain-deerskin-gloves.html> (Year: 2021).\*

Zero Friction Hybrid Pull On, posted at zoro.com, posting date not given, [online], [site visited Sep. 10, 2021]. Available from Internet, URL: <https://www.zoro.com/zero-friction-hybrid-pull-on-universal-fit-work-glove-tan-wg100010/i/G7462064/> (Year: 2021).\*

\* cited by examiner

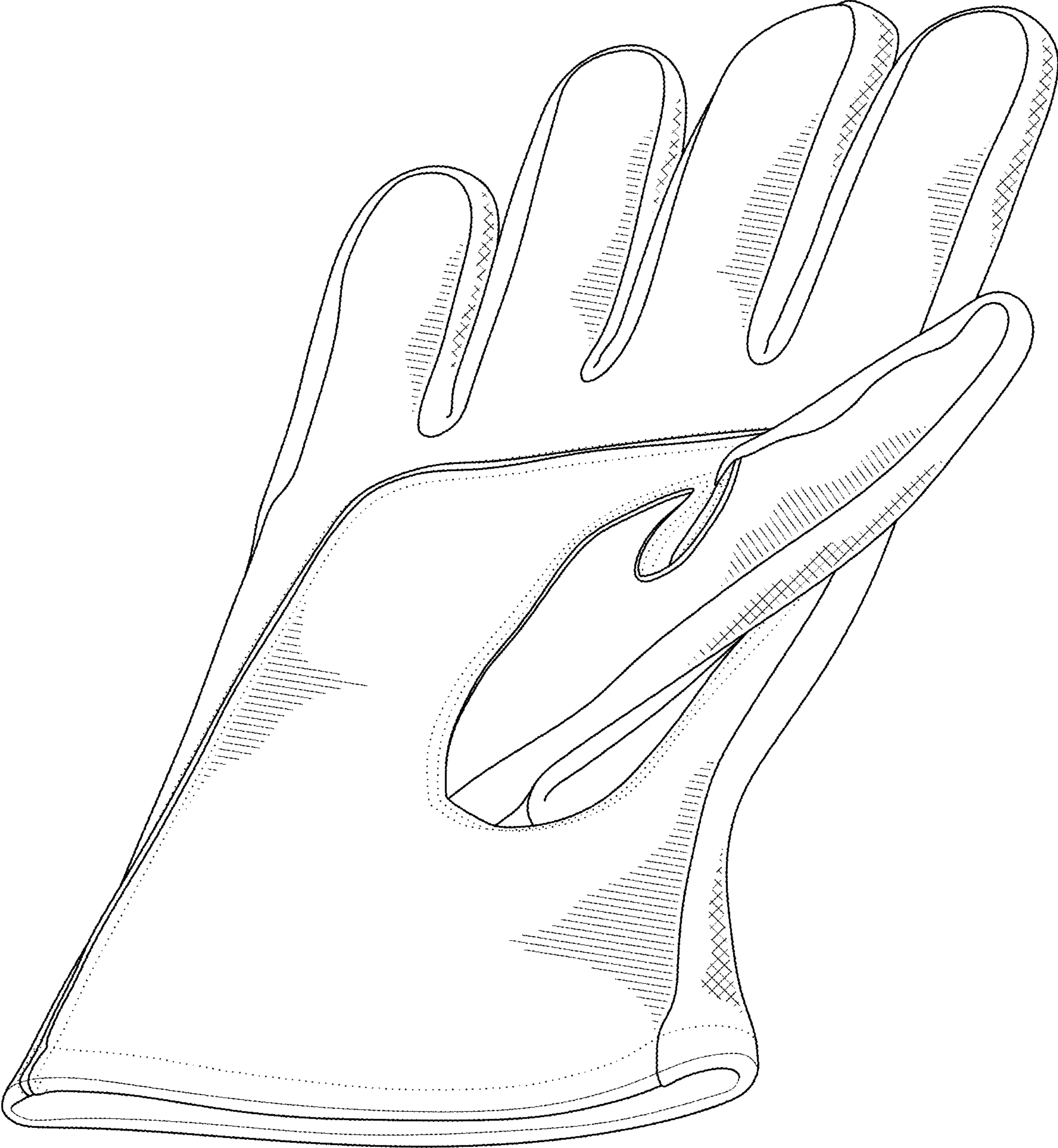


FIG. 1

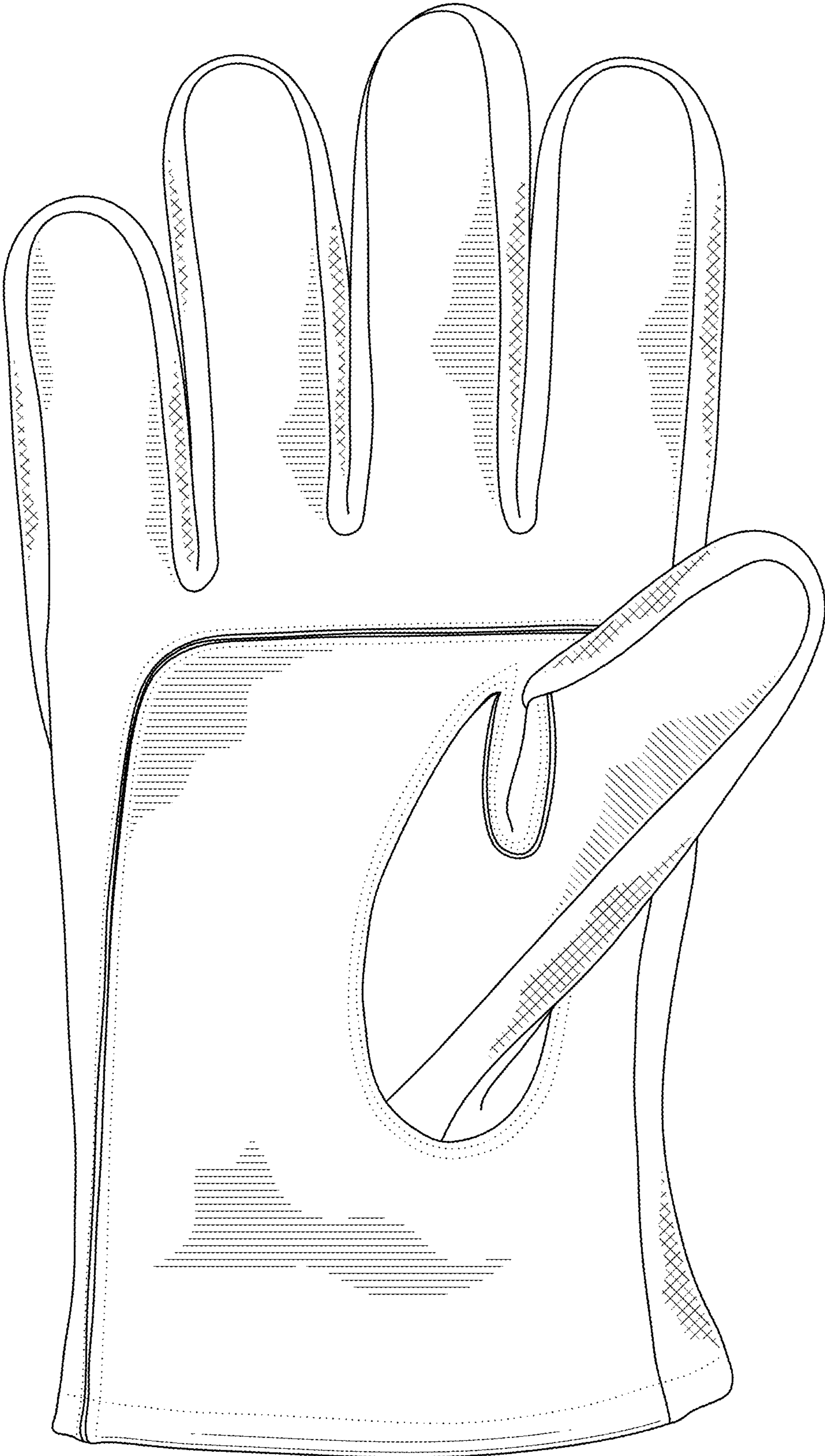


FIG. 2




FIG. 3

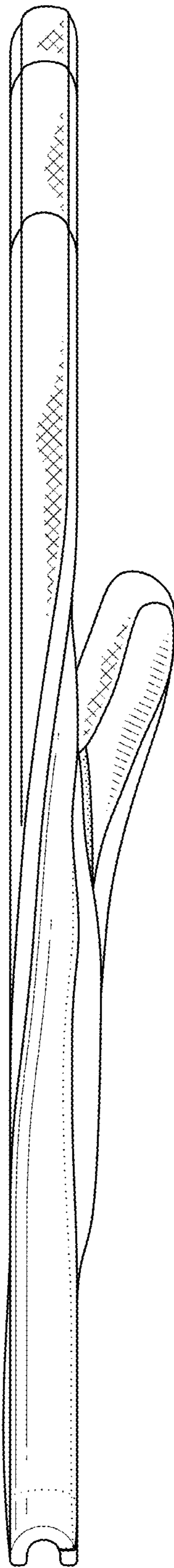


FIG.4

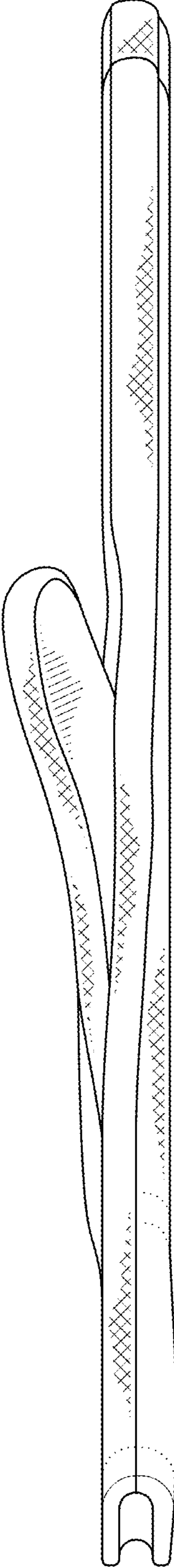


FIG.5

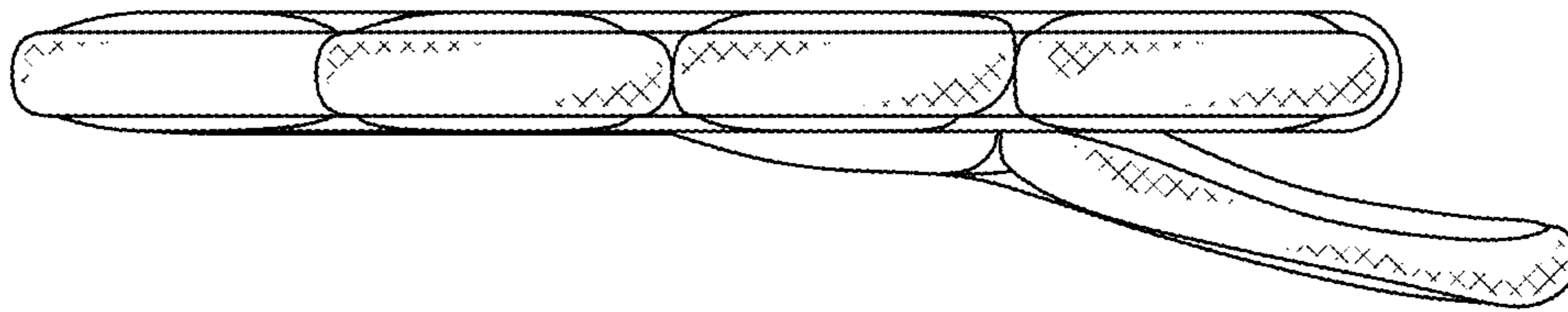


FIG.6



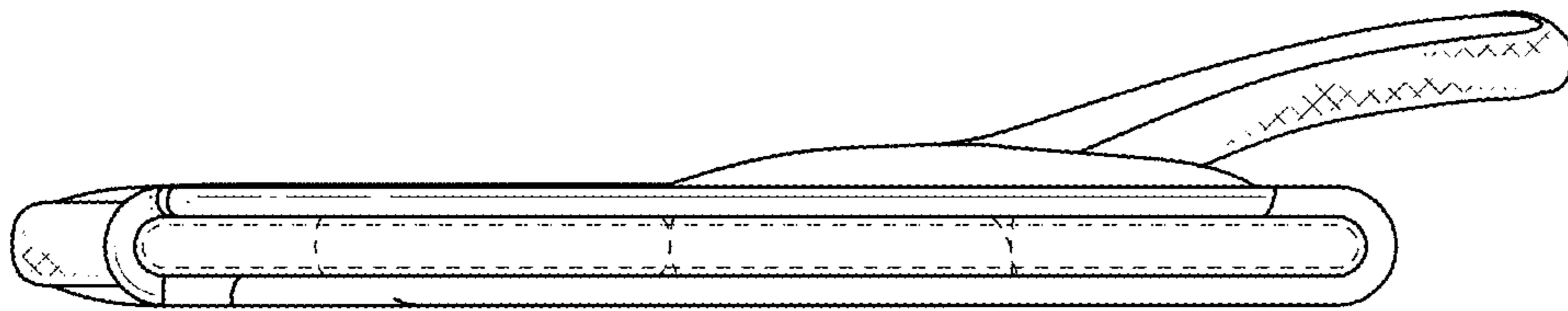


FIG. 7