



US00D954379S

(12) **United States Design Patent** (10) **Patent No.:** **US D954,379 S**
Ye et al. (45) **Date of Patent:** **** Jun. 7, 2022**

(54) **WASTE BIN**
(71) Applicant: **Xin Wang**, Eastvale, CA (US)
(72) Inventors: **Xun Ye**, San Jose, CA (US); **Jin Pan**, Fuzhou (CN)
(73) Assignee: **Xin Wang**, Eastvale, CA (US)
(**) Term: **15 Years**
(21) Appl. No.: **29/744,708**
(22) Filed: **Jul. 30, 2020**
(51) **LOC (13) Cl.** **09-09**
(52) **U.S. Cl.**
USPC **D34/7**
(58) **Field of Classification Search**
USPC D34/1-11
CPC B65F 1/16; B65F 1/1607; B65F 1/1615;
B65F 1/06; B65F 1/163; B65F 1/1623;
B65F 1/1646; B65F 2220/12; B65F
2230/00; B65F 2250/1146; B65F 1/1468;
B65D 21/0209; B65D 2543/00194
See application file for complete search history.

D855,919 S * 8/2019 Yang D34/7
D903,217 S * 11/2020 Smeets D34/7
D905,367 S * 12/2020 Smeets D34/9
2020/0207544 A1 * 7/2020 Pestl G05D 7/0617

* cited by examiner

Primary Examiner — Cynthia Ramirez

(74) *Attorney, Agent, or Firm* — Karish & Bjorgum, PC

(57) **CLAIM**

The ornamental design for a waste bin, as shown and described.

DESCRIPTION

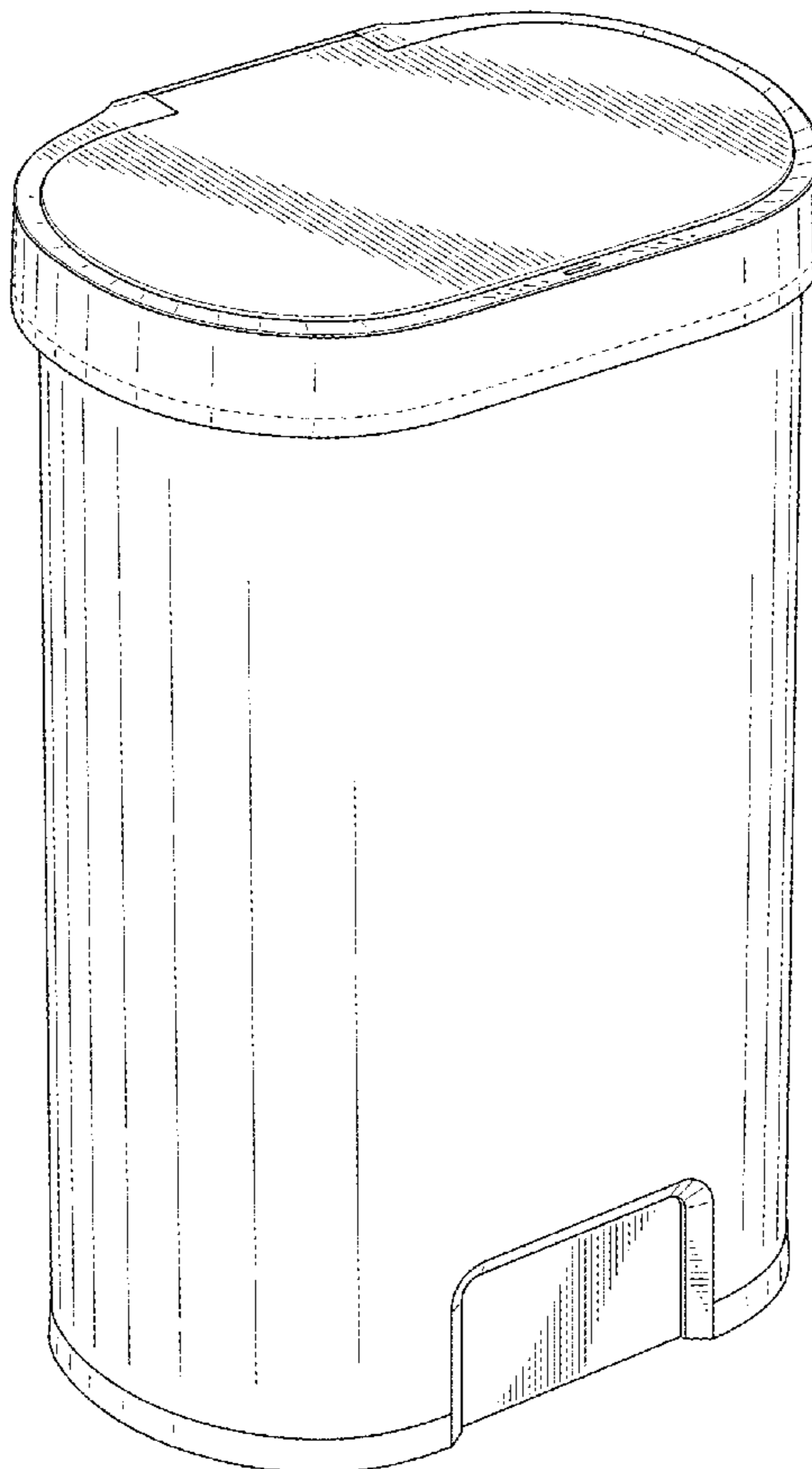
FIG. 1 is a front left perspective view of the waste bin, showing our new design; FIG. 2 is a front elevation view of the waste bin of FIG. 1; FIG. 3 is a rear elevation view of the waste bin of FIG. 1; FIG. 4 is a left side elevation view of the waste bin of FIG. 1, the right side elevation view being a mirror image; and, FIG. 5 is a top view of the waste bin of FIG. 1. The broken lines in the figures show portions of the waste bin, which form no part of the claimed design.

(56) **References Cited**

U.S. PATENT DOCUMENTS

D521,706 S * 5/2006 Lin D34/9
D835,374 S * 12/2018 Yang D34/7

1 Claim, 4 Drawing Sheets



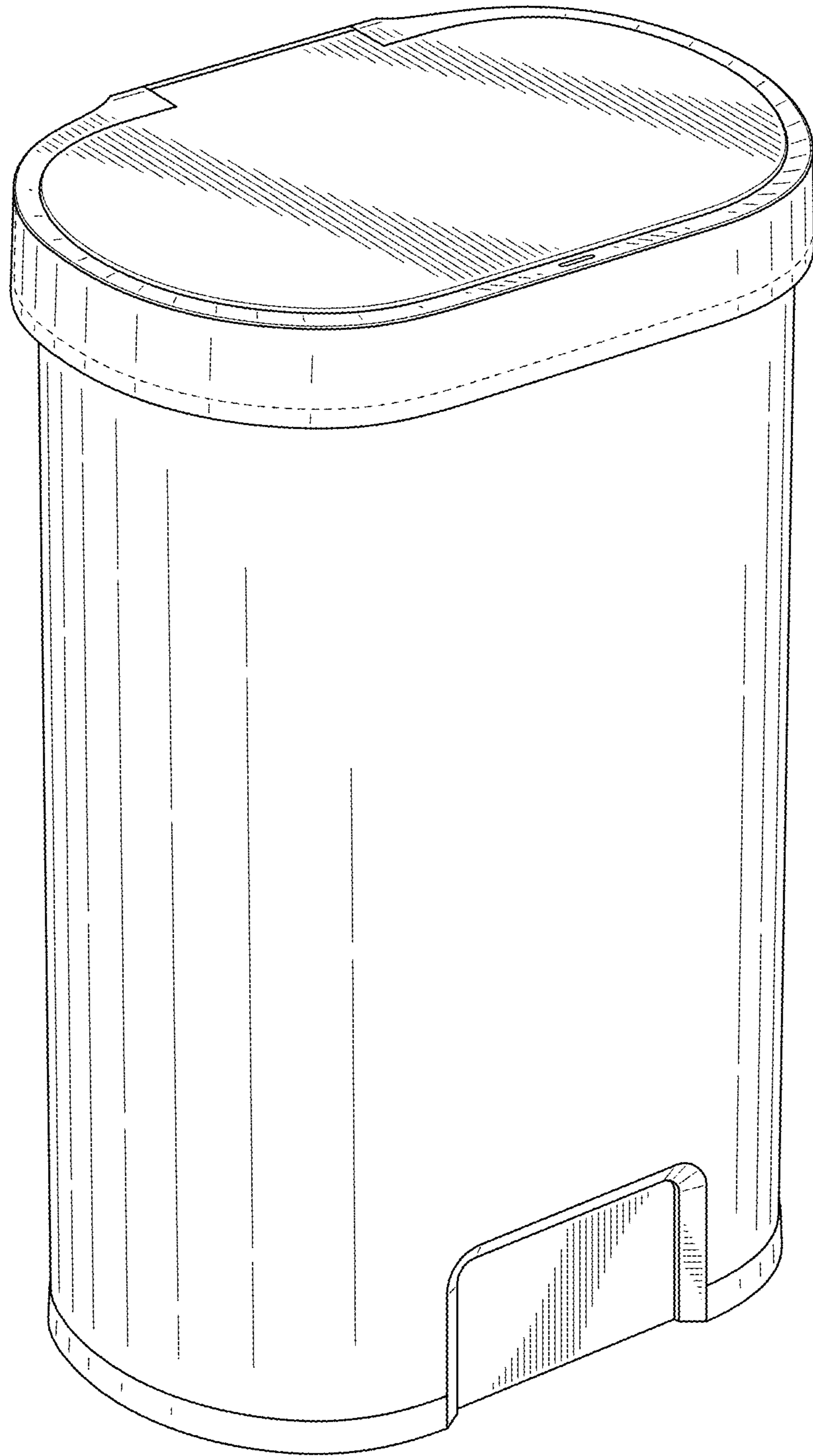


FIG. 1

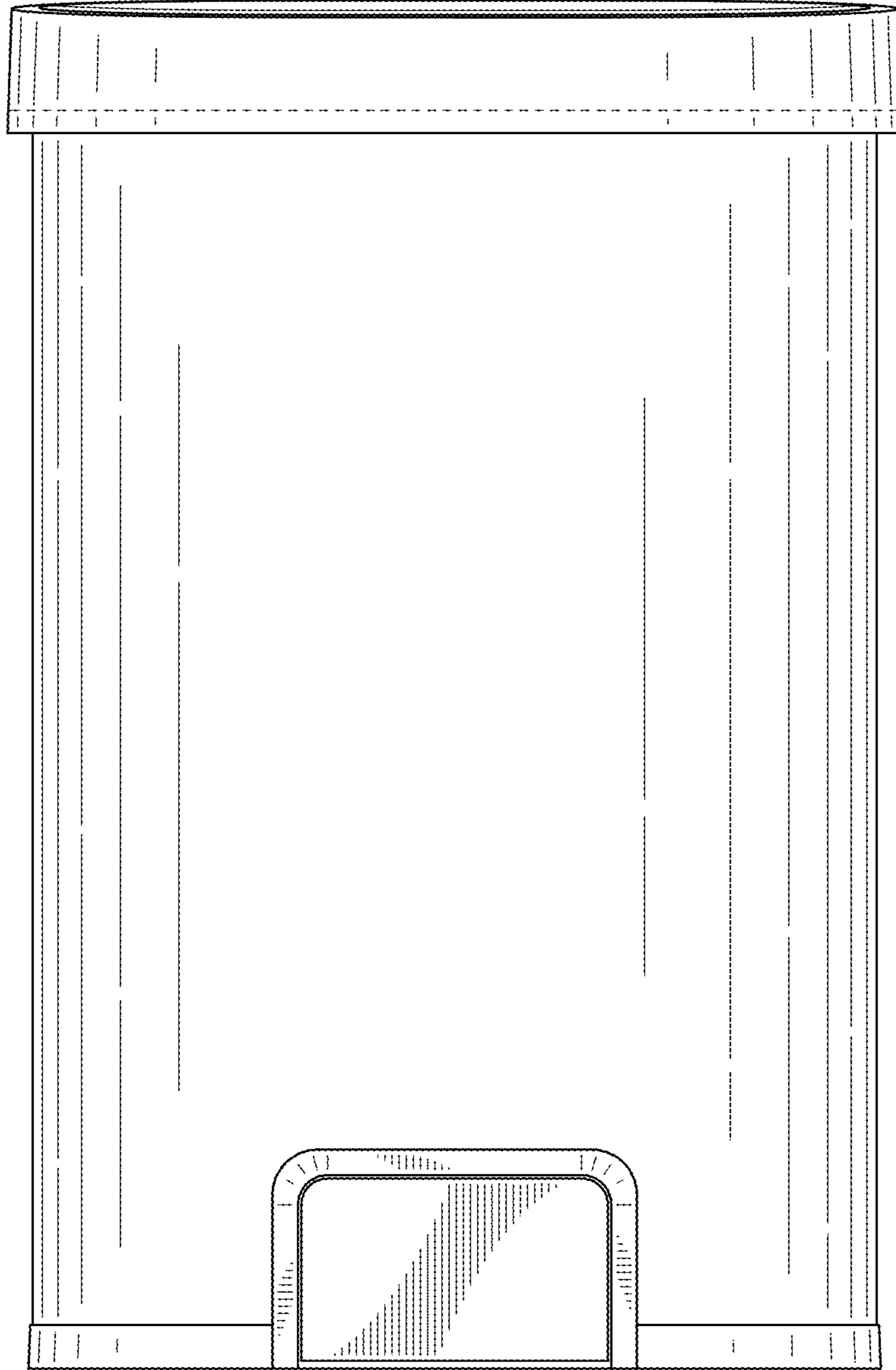


FIG. 2

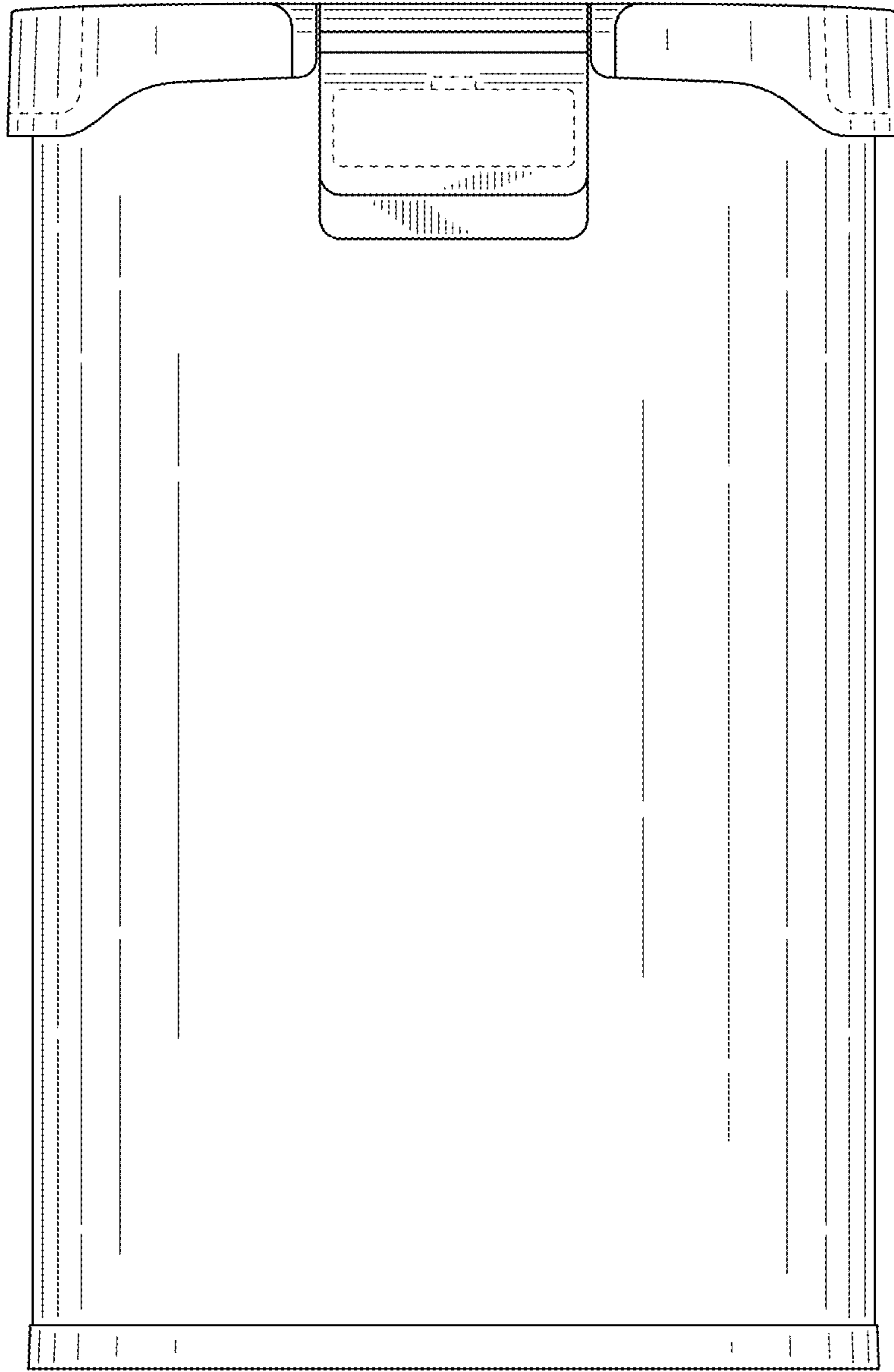


FIG. 3

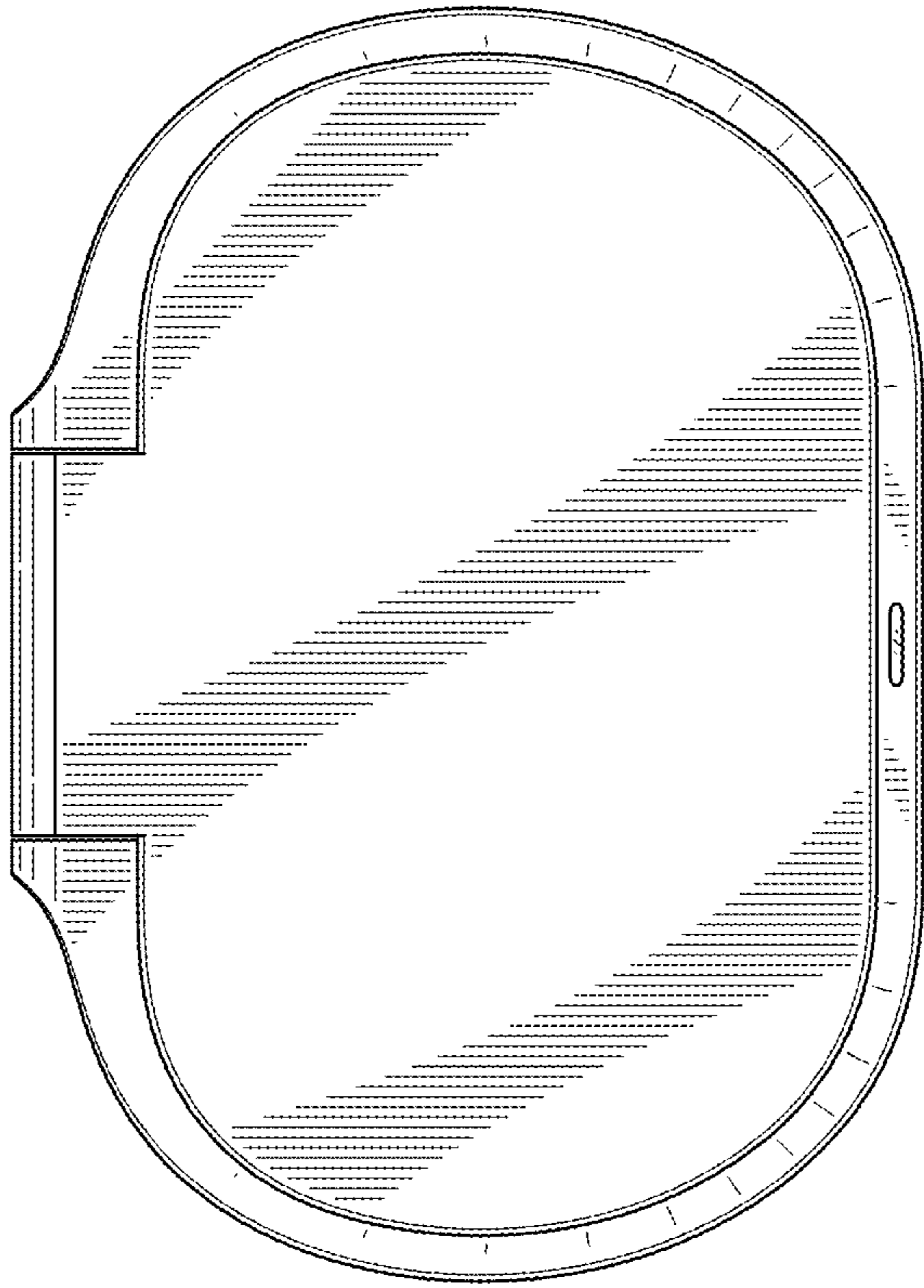


FIG. 5

FIG. 4

