



US00D954318S

(12) **United States Design Patent** (10) **Patent No.:** **US D954,318 S**
Baker et al. (45) **Date of Patent:** **** Jun. 7, 2022**

(54) **LIGHT-EMITTING DEVICE**

FOREIGN PATENT DOCUMENTS

(71) Applicant: **Illumagear, Inc.**, Seattle, WA (US)

CN 304091236 * 3/2017 F21V 33/0064
CN 304947492 * 12/2018

(72) Inventors: **John Maxwell Baker**, Seattle, WA (US); **Jedediah Joaquin McCann**, Portland, OR (US); **Joshua Robert Buessler**, Seattle, WA (US); **Chris Doughty**, Seattle, WA (US)

(Continued)

(73) Assignee: **Illumagear, Inc.**, Seattle, WA (US)

(**) Term: **15 Years**

(21) Appl. No.: **29/711,380**

(22) Filed: **Oct. 30, 2019**

(51) **LOC (13) Cl.** **26-02**

(52) **U.S. Cl.**

USPC **D26/39**; D26/37

(58) **Field of Classification Search**

USPC D26/37-44, 46-52; D10/109.1, 111-115;
D29/102-103

CPC A42B 3/044; F21V 19/00; F21V 21/084;
F21Y 2103/30

See application file for complete search history.

OTHER PUBLICATIONS

“Core77 Design Awards Winner Spotlight: HALO,” Aug. 1, 2014, core77.com, site visited Oct. 28, 2021, URL: <https://www.core77.com/posts/27370/Core77-Design-Awards-Winner-Spotlight-HALO-the-Hard-Hat-Accessory-Thats-Shining-Light-on-Construction-Site-Safety> (Year: 2014).*

(Continued)

Primary Examiner — Eric L Goodman

Assistant Examiner — Sarah L Smith

(74) *Attorney, Agent, or Firm* — Seed IP Law Group LLP

(57)

CLAIM

The ornamental design for a light-emitting device, as shown and described.

DESCRIPTION

FIG. 1 is a top isometric view of a light-emitting device showing our new design.

FIG. 2 is a bottom isometric view thereof.

FIG. 3 is a front elevational view thereof.

FIG. 4 is a rear elevational view thereof.

FIG. 5 is a left side elevational view thereof.

FIG. 6 is a right side elevational view thereof.

FIG. 7 is a top plan view thereof; and,

FIG. 8 is a bottom plan view thereof.

Stippling and tangency lines shown in the drawings represent the three-dimensional contours of the design, and are not intended to indicate surface decoration. The broken lines show portions of the light-emitting device that form no part of the claimed design.

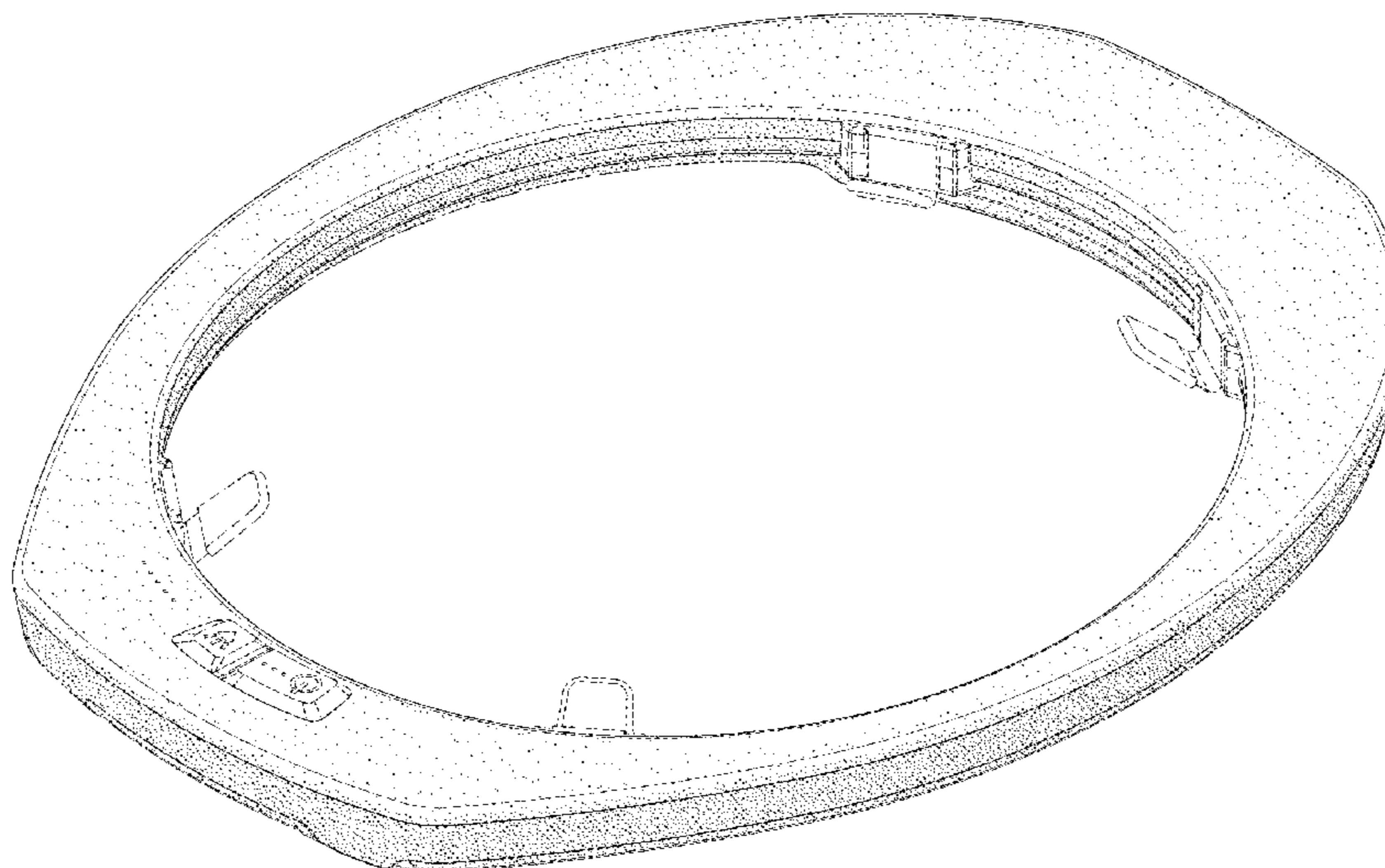
(56) **References Cited**

U.S. PATENT DOCUMENTS

3,665,451 A	5/1972	Keith	
3,676,664 A	7/1972	Corvetti	
D231,585 S *	5/1974	Yoshimura A42B 3/044 D2/628
D250,496 S	12/1978	Odell et al.	
4,736,469 A *	4/1988	Boretti A42B 3/00 2/411
D298,476 S	11/1988	Lönnstedt	
D300,868 S	4/1989	Conforti	
4,862,331 A	8/1989	Hanabusa	
4,901,210 A	2/1990	Hanabusa	
4,970,631 A	11/1990	Marshall	
D318,338 S	7/1991	Mitchell	
D320,667 S	10/1991	Smith	

(Continued)

1 Claim, 6 Drawing Sheets



(56)

References Cited

U.S. PATENT DOCUMENTS

5,408,393 A 4/1995 Becker
 5,469,342 A 11/1995 Chien
 D370,309 S * 5/1996 Stucky D29/102
 5,559,680 A 9/1996 Tabanera
 D375,612 S * 11/1996 Elder D10/111
 5,667,292 A 9/1997 Sabalvaro, Jr.
 5,758,947 A 6/1998 Glatt
 5,810,467 A 9/1998 Hurwitz
 D399,580 S 10/1998 Feinbloom
 5,836,673 A 11/1998 Lo
 D403,841 S 1/1999 Drone
 D412,761 S * 8/1999 Oki D26/39
 D424,239 S 5/2000 Key
 6,082,867 A 7/2000 Chien
 D435,699 S 12/2000 Mowry
 D441,111 S * 4/2001 Van Der Bel D24/231
 D441,886 S 5/2001 Beck
 6,244,721 B1 6/2001 Rodriguez et al.
 6,619,831 B2 9/2003 Kanesaka
 D500,178 S 12/2004 Fournier et al.
 6,877,875 B2 4/2005 Yu et al.
 6,982,633 B2 1/2006 Burdick
 7,000,841 B2 2/2006 Becker
 D529,214 S 9/2006 Sherring
 7,121,676 B1 10/2006 Kutnyak
 7,210,810 B1 5/2007 Iversen et al.
 D556,078 S 11/2007 Schrimmer et al.
 7,304,442 B2 12/2007 Colwell
 7,311,413 B1 12/2007 Barnes
 D560,836 S * 1/2008 Garrity D26/39
 D571,942 S 6/2008 Christianson
 D576,908 S 9/2008 Gruenke
 D583,971 S 12/2008 Castellucci et al.
 D584,010 S 12/2008 Fernandes et al.
 7,465,078 B2 12/2008 Chang
 D590,530 S 4/2009 Tsai
 7,620,279 B2 11/2009 Joseph
 D612,544 S 3/2010 Brace et al.
 7,690,806 B2 * 4/2010 Feinbloom F21L 14/00
 362/105
 7,695,156 B2 4/2010 Hurwitz
 D615,677 S 5/2010 Feinbloom et al.
 D623,783 S 9/2010 Christianson et al.
 8,025,432 B2 9/2011 Wainright
 8,070,307 B2 12/2011 Ho
 8,083,365 B2 12/2011 Cohen et al.
 8,113,677 B2 2/2012 Carpenter
 8,117,676 B1 2/2012 Cardoso
 8,157,402 B2 4/2012 Huss et al.
 8,269,619 B2 9/2012 Lee
 D680,250 S * 4/2013 Opolka A42B 3/00
 D26/39
 D685,938 S * 7/2013 Baker D26/39

8,529,082 B1 9/2013 Baker et al.
 D738,049 S 9/2015 Gee
 D742,049 S * 10/2015 Baker D26/39
 D747,560 S 1/2016 Daniels et al.
 D752,262 S 3/2016 Jones
 D753,857 S 4/2016 Ototsuki et al.
 D754,897 S 4/2016 Michaels et al.
 9,311,413 B1 4/2016 Franklin et al.
 D756,010 S * 5/2016 Ye F21L 14/00
 D26/39
 D764,080 S * 8/2016 Enright D26/25
 D809,686 S * 2/2018 Royal D26/39
 D873,328 S * 1/2020 Shen D16/239
 D882,843 S * 4/2020 Kaiser D26/60
 D888,304 S * 6/2020 Besley D26/39
 10,779,598 B1 * 9/2020 Baker F21V 33/0076
 D929,007 S * 8/2021 Ke F21V 33/0076
 D26/60
 2003/0067769 A1 4/2003 Gilpin
 2007/0025100 A1 2/2007 Caruana
 2008/0130272 A1 6/2008 Waters
 2008/0310144 A1 12/2008 Wu
 2010/0128468 A1 5/2010 Ong et al.
 2010/0277096 A1 11/2010 Kim
 2012/0224356 A1 9/2012 Fischer et al.
 2013/0223070 A1 * 8/2013 Baker A42B 3/044
 362/244
 2018/0303186 A1 * 10/2018 Baker F21V 33/0076
 2019/0254376 A1 * 8/2019 Baker A42B 3/044
 2020/0205500 A1 * 7/2020 Baker F21V 33/0076

FOREIGN PATENT DOCUMENTS

JP D1604651 * 5/2018
 KR 300956565.0000 * 5/2018
 WO WO-2021097348 A1 * 5/2021 F21V 33/0064

OTHER PUBLICATIONS

“Royal Introduces the ‘Illumagear Halo Light,’” Nov. 29, 2016, youtube.com, site visited Oct. 28, 2021, URL: <https://www.youtube.com/watch?v=ZGojvKORbjg> (Year: 2016).*

“Halo Mud Abuse Test,” Mar. 2, 2017, youtube.com, site visited Oct. 28, 2021, URL: <https://www.youtube.com/watch?v=Jq3Xld7CVe4> (Year: 2017).*

“Model 771 Halo LED Hard Hat Light,” Apr. 2019, westerntechnologylights.com, site visited Oct. 28, 2021, URL: https://www.westerntechnologylights.com/wp-content/uploads/2019/04/7710-Halo-LED-Hard-Hat-Light_DataSheet_Apr2019-WEB.pdf (Year: 2019).*

* cited by examiner

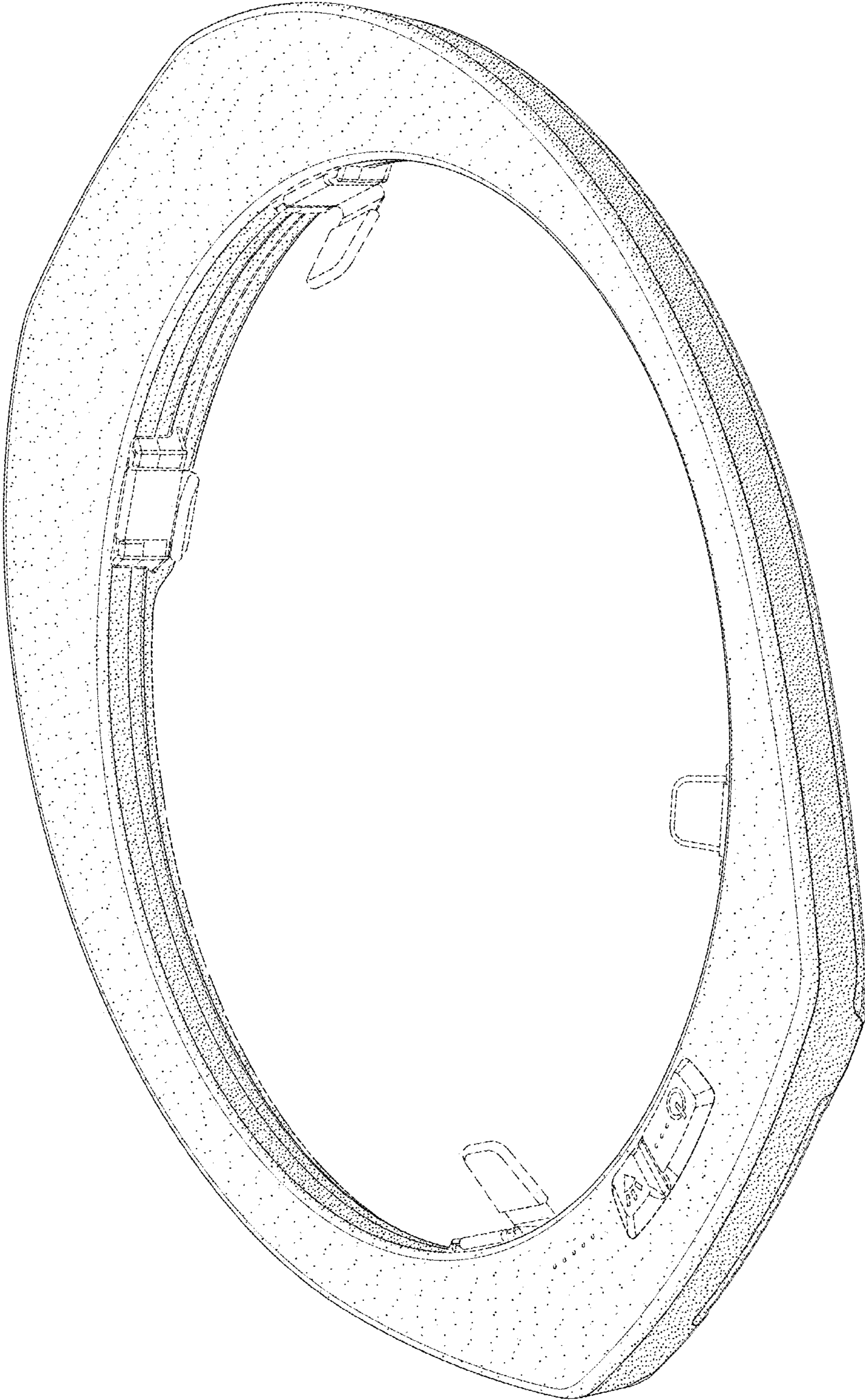


FIG. 1

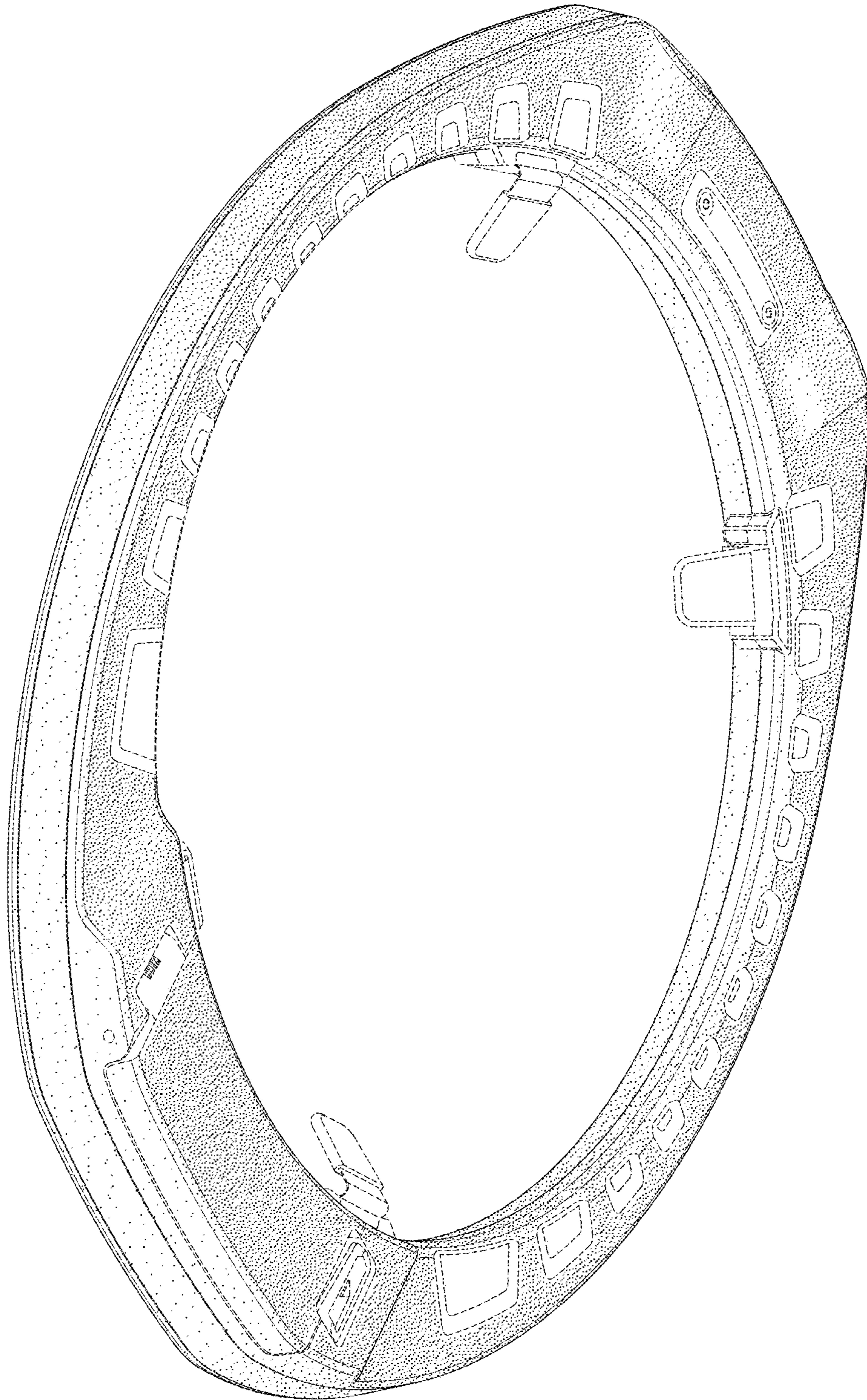


FIG. 2




FIG. 3




FIG. 4

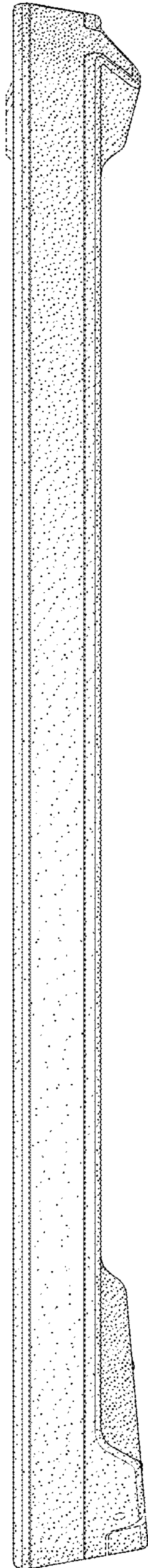


FIG. 5

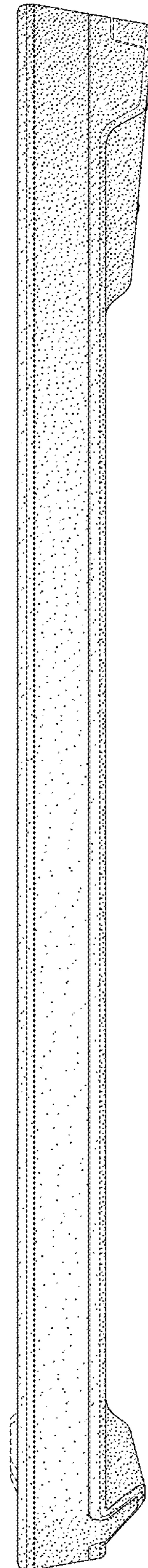


FIG. 6

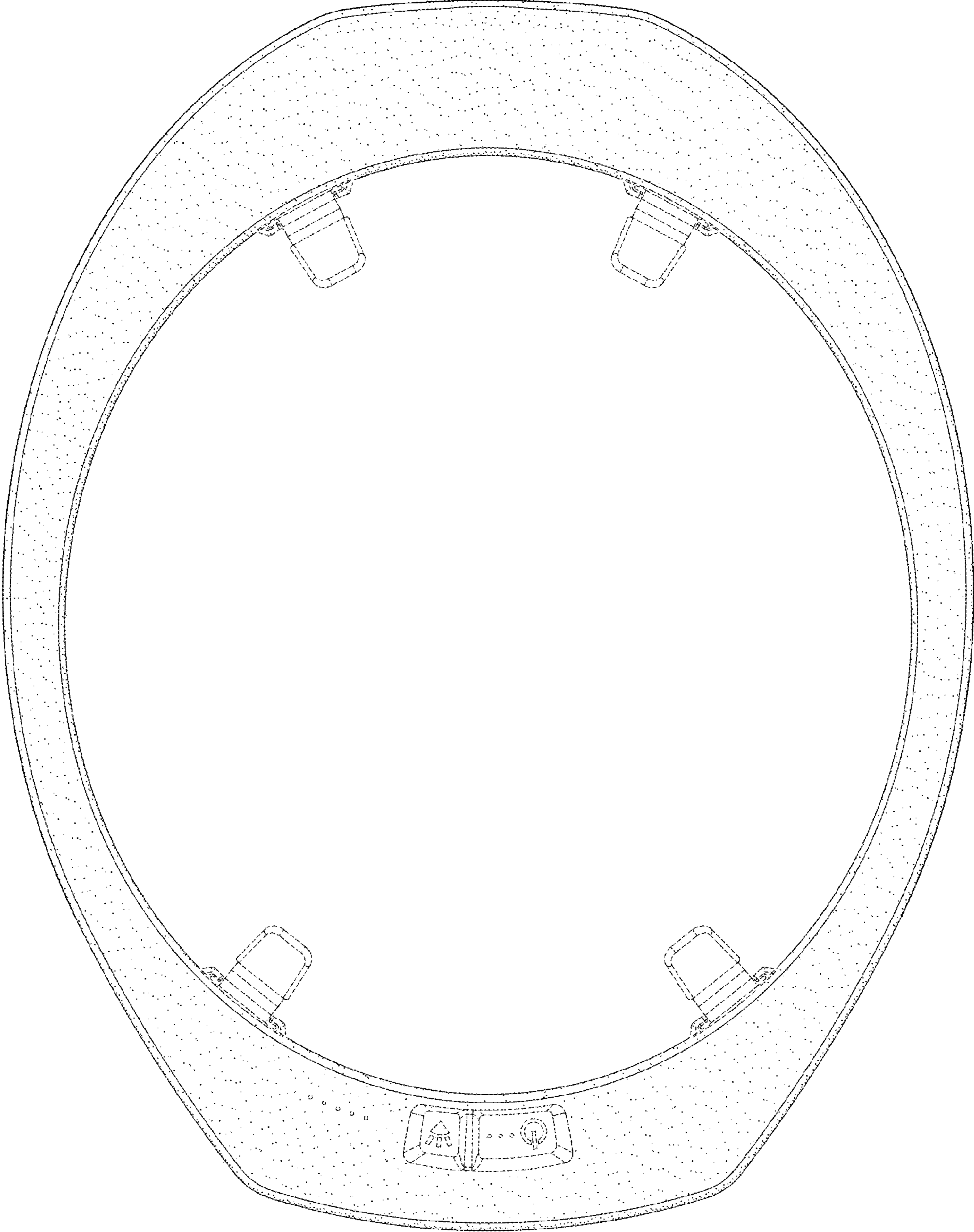


FIG. 7

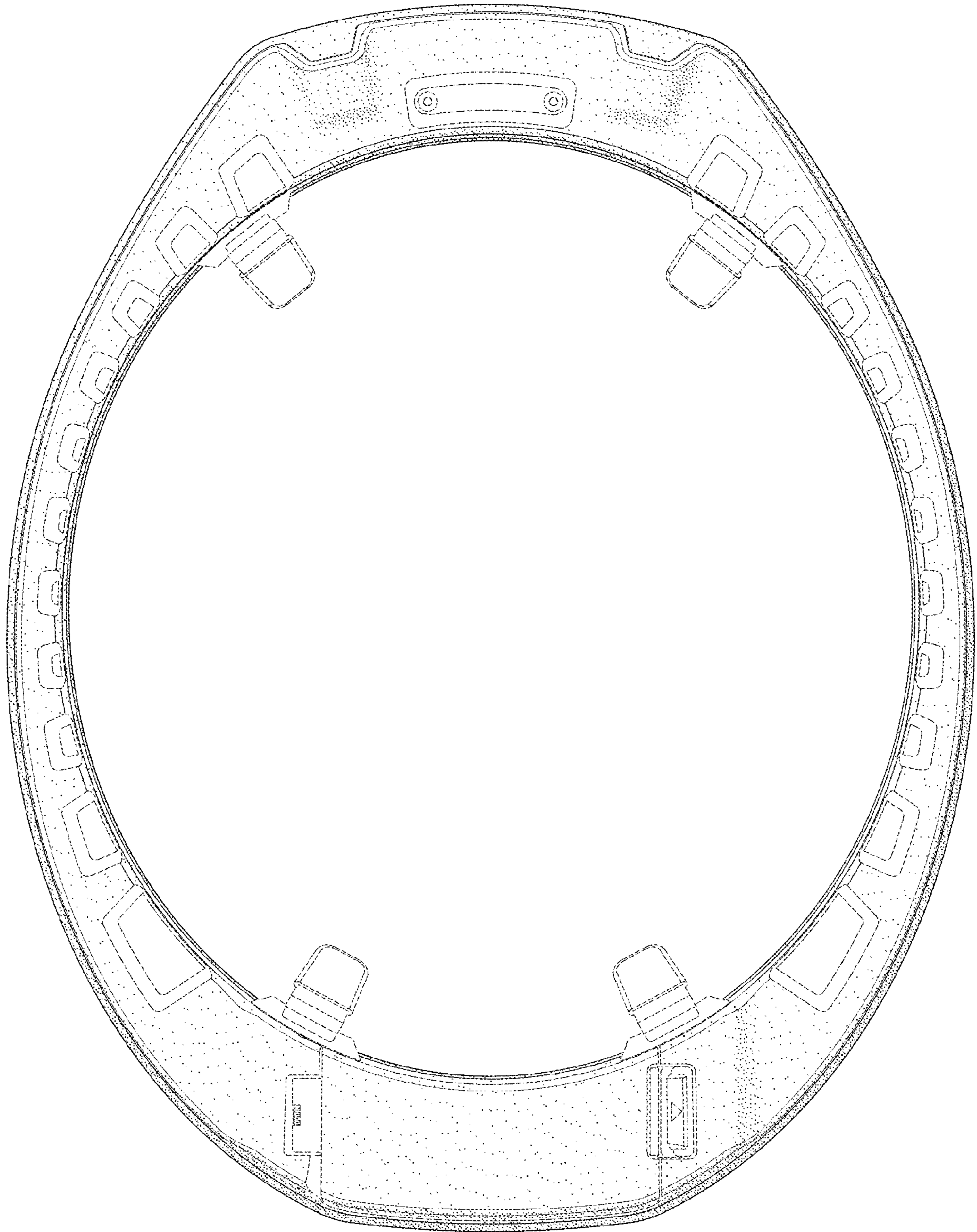


FIG. 8