



US00D954300S

(12) **United States Design Patent**  
**Palazzo**

(10) **Patent No.:** **US D954,300 S**  
(45) **Date of Patent:** **\*\* Jun. 7, 2022**

(54) **BALUSTER**

(71) Applicant: **House of Forgings, LLC**, Houston, TX  
(US)

(72) Inventor: **Justin James Palazzo**, Houston, TX  
(US)

(\*\*) Term: **15 Years**

(21) Appl. No.: **29/709,912**

(22) Filed: **Oct. 18, 2019**

(51) **LOC (13) Cl.** ..... **25-01**

(52) **U.S. Cl.**  
USPC ..... **D25/126**

(58) **Field of Classification Search**

USPC ..... D25/119, 125, 126, 127, 128, 129, 130,  
D25/131, 132, 133, 134, 135, 136  
CPC ..... E04F 11/1817; E04F 11/1814; E04F  
11/1834; E04F 2011/1827; E04F 11/1846;  
E04F 2011/1823; E04F 11/1844; E04F  
2011/1819; E04F 2011/1821; E04F  
11/1812; E04F 11/1842; E04F 2011/1872;  
E04H 17/1447; E04H 17/1482; F16B  
13/12; F16B 7/0473; F21S 8/083; F21V  
33/006; F21W 2111/08

See application file for complete search history.

(56) **References Cited**

U.S. PATENT DOCUMENTS

D544,106 S \* 6/2007 Timothy ..... D25/133  
D547,462 S \* 7/2007 Petta ..... D25/122

D667,964 S \* 9/2012 Chung ..... D25/133  
D673,306 S \* 12/2012 Chung ..... D25/133  
2013/0328004 A1 \* 12/2013 Truckner ..... E04H 17/20  
256/65.01  
2015/0115214 A1 \* 4/2015 Schneider ..... E04F 11/1844  
256/67  
2018/0073250 A1 \* 3/2018 Yu ..... E04F 11/1812  
2020/0277793 A1 \* 9/2020 Calderone ..... E04F 11/1846  
2021/0270042 A1 \* 9/2021 Hughes ..... E04F 11/1817

\* cited by examiner

*Primary Examiner* — Samantha Q Lawrence

(74) *Attorney, Agent, or Firm* — Robinson IP Law, PLLC

(57) **CLAIM**

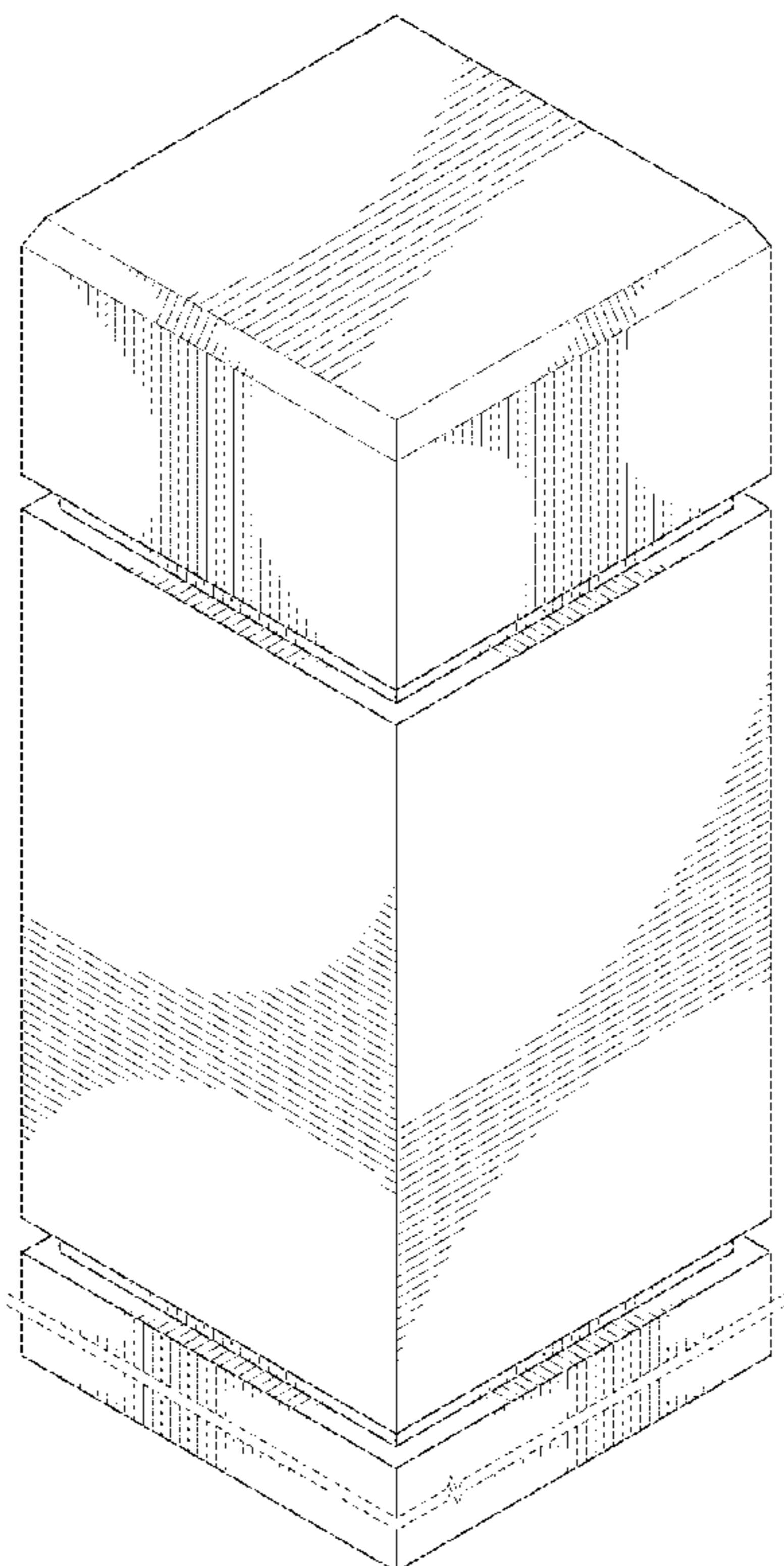
The ornamental design for a baluster, as shown and described.

**DESCRIPTION**

FIG. 1 is a front perspective view of the baluster;  
FIG. 2 is a front elevational view thereof;  
FIG. 3 is a rear elevational view thereof;  
FIG. 4 is a left elevational view thereof;  
FIG. 5 is a right elevational view thereof;  
FIG. 6 is a top plan view thereof; and,  
FIG. 7 is a bottom plan view thereof.

The baluster is shown with a symbolic break in its length. The appearance of any portion of the article between the broken line break lines forms no part of the claimed design. The thin solid lines in the views have been provided for the purpose of illustrating the uniformity of the planar surfaces and the contour of the curved surfaces and are not a claimed surface pattern.

**1 Claim, 6 Drawing Sheets**



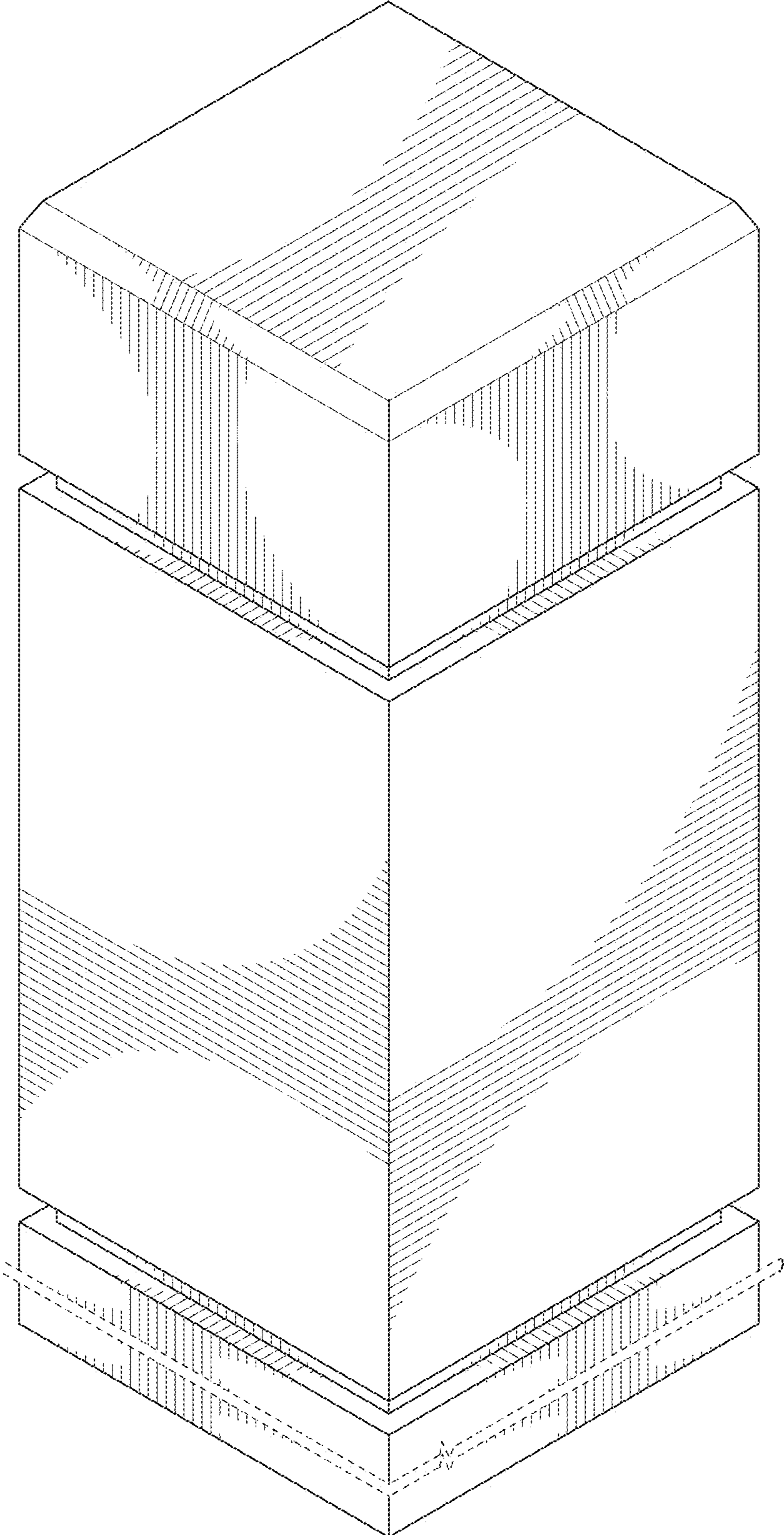


FIG. 1




FIG. 2




FIG. 3




FIG. 4

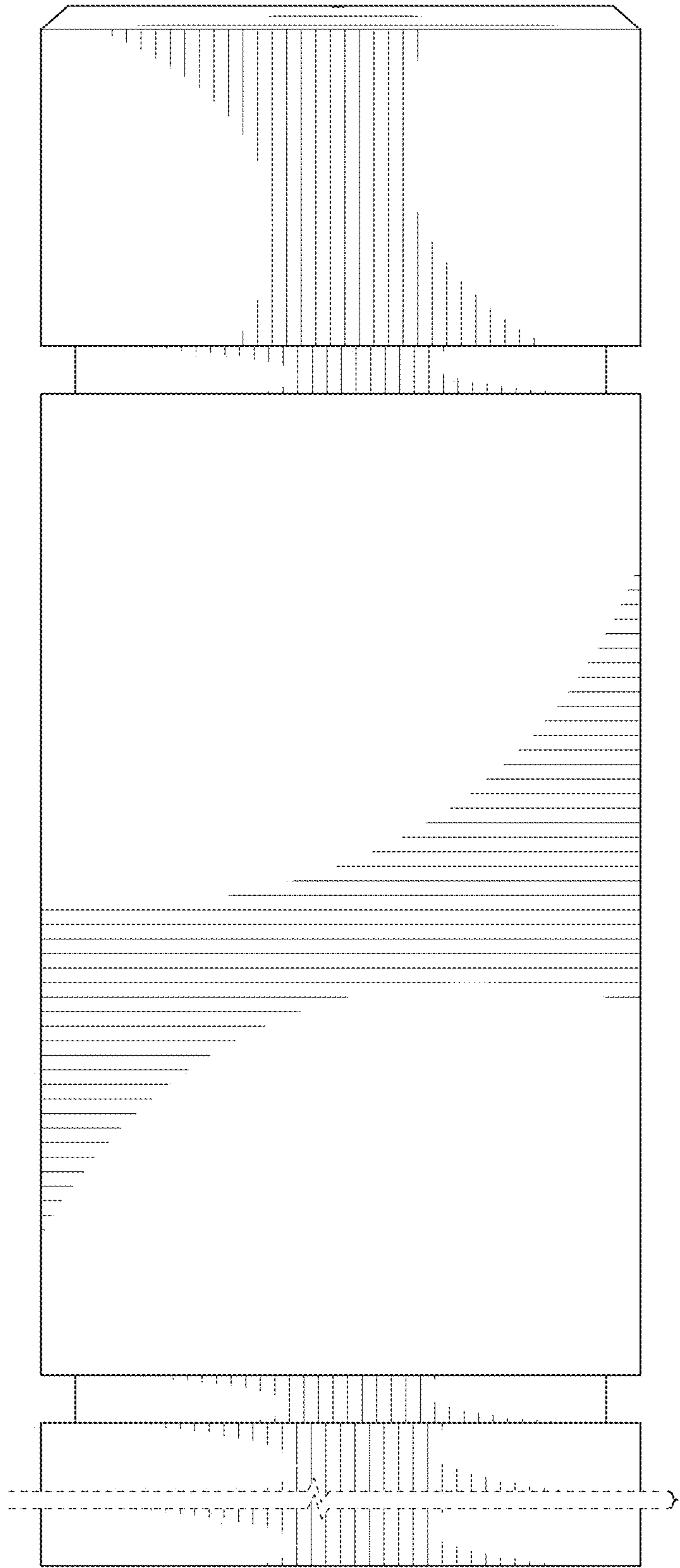


FIG. 5




FIG. 6




FIG. 7